

# [MS-V4OF]: IPv4 Over IEEE 1394 Protocol Extensions

---

## Intellectual Property Rights Notice for Open Specifications Documentation

- **Technical Documentation.** Microsoft publishes Open Specifications documentation for protocols, file formats, languages, standards as well as overviews of the interaction among each of these technologies.
- **Copyrights.** This documentation is covered by Microsoft copyrights. Regardless of any other terms that are contained in the terms of use for the Microsoft website that hosts this documentation, you may make copies of it in order to develop implementations of the technologies described in the Open Specifications and may distribute portions of it in your implementations using these technologies or your documentation as necessary to properly document the implementation. You may also distribute in your implementation, with or without modification, any schema, IDL's, or code samples that are included in the documentation. This permission also applies to any documents that are referenced in the Open Specifications.
- **No Trade Secrets.** Microsoft does not claim any trade secret rights in this documentation.
- **Patents.** Microsoft has patents that may cover your implementations of the technologies described in the Open Specifications. Neither this notice nor Microsoft's delivery of the documentation grants any licenses under those or any other Microsoft patents. However, a given Open Specification may be covered by Microsoft [Open Specification Promise](#) or the [Community Promise](#). If you would prefer a written license, or if the technologies described in the Open Specifications are not covered by the Open Specifications Promise or Community Promise, as applicable, patent licenses are available by contacting [iplg@microsoft.com](mailto:iplg@microsoft.com).
- **Trademarks.** The names of companies and products contained in this documentation may be covered by trademarks or similar intellectual property rights. This notice does not grant any licenses under those rights.
- **Fictitious Names.** The example companies, organizations, products, domain names, e-mail addresses, logos, people, places, and events depicted in this documentation are fictitious. No association with any real company, organization, product, domain name, email address, logo, person, place, or event is intended or should be inferred.

**Reservation of Rights.** All other rights are reserved, and this notice does not grant any rights other than specifically described above, whether by implication, estoppel, or otherwise.

**Tools.** The Open Specifications do not require the use of Microsoft programming tools or programming environments in order for you to develop an implementation. If you have access to Microsoft programming tools and environments you are free to take advantage of them. Certain Open Specifications are intended for use in conjunction with publicly available standard specifications and network programming art, and assumes that the reader either is familiar with the aforementioned material or has immediate access to it.

## Revision Summary

Date	Revision History	Revision Class	Comments
07/20/2007	0.1	Major	MCPPE Milestone 5 Initial Availability
09/28/2007	1.0	Major	Updated and revised the technical content.
10/23/2007	1.0.1	Editorial	Revised and edited the technical content.
11/30/2007	1.0.2	Editorial	Revised and edited the technical content.
01/25/2008	1.0.3	Editorial	Revised and edited the technical content.
03/14/2008	2.0	Major	Updated and revised the technical content.
05/16/2008	2.0.1	Editorial	Revised and edited the technical content.
06/20/2008	2.0.2	Editorial	Revised and edited the technical content.
07/25/2008	2.0.3	Editorial	Revised and edited the technical content.
08/29/2008	2.0.4	Editorial	Revised and edited the technical content.
10/24/2008	2.1	Minor	Updated the technical content.
12/05/2008	2.2	Minor	Updated the technical content.
01/16/2009	2.2.1	Editorial	Revised and edited the technical content.
02/27/2009	2.2.2	Editorial	Revised and edited the technical content.
04/10/2009	2.2.3	Editorial	Revised and edited the technical content.
05/22/2009	2.2.4	Editorial	Revised and edited the technical content.
07/02/2009	2.2.5	Editorial	Revised and edited the technical content.
08/14/2009	2.2.6	Editorial	Revised and edited the technical content.
09/25/2009	2.2.7	Editorial	Revised and edited the technical content.
11/06/2009	2.2.8	Editorial	Revised and edited the technical content.
12/18/2009	2.2.9	Editorial	Revised and edited the technical content.
01/29/2010	2.2.10	Editorial	Revised and edited the technical content.
03/12/2010	2.2.11	Editorial	Revised and edited the technical content.
04/23/2010	2.2.12	Editorial	Revised and edited the technical content.
06/04/2010	2.2.13	Editorial	Revised and edited the technical content.
07/16/2010	2.2.13	No change	No changes to the meaning, language, or formatting of the technical content.

<b>Date</b>	<b>Revision History</b>	<b>Revision Class</b>	<b>Comments</b>
08/27/2010	2.2.13	No change	No changes to the meaning, language, or formatting of the technical content.
10/08/2010	2.2.13	No change	No changes to the meaning, language, or formatting of the technical content.
11/19/2010	2.2.13	No change	No changes to the meaning, language, or formatting of the technical content.
01/07/2011	2.2.13	No change	No changes to the meaning, language, or formatting of the technical content.
02/11/2011	2.2.13	No change	No changes to the meaning, language, or formatting of the technical content.
03/25/2011	2.2.13	No change	No changes to the meaning, language, or formatting of the technical content.
05/06/2011	2.2.13	No change	No changes to the meaning, language, or formatting of the technical content.
06/17/2011	2.3	Minor	Clarified the meaning of the technical content.

# Contents

<b>1</b>	<b>Introduction .....</b>	<b>5</b>
1.1	Glossary .....	5
1.2	References.....	5
1.2.1	Normative References.....	5
1.2.2	Informative References .....	6
1.3	Overview .....	6
1.4	Relationship to Other Protocols.....	7
1.5	Prerequisites/Preconditions .....	8
1.6	Applicability Statement.....	8
1.7	Versioning and Capability Negotiation.....	8
1.8	Vendor-Extensible Fields.....	8
1.9	Standards Assignments .....	8
<b>2</b>	<b>Messages.....</b>	<b>9</b>
2.1	Transport.....	9
2.2	Message Syntax .....	9
2.2.1	STP Packet .....	9
<b>3</b>	<b>Protocol Details.....</b>	<b>11</b>
3.1	Common Details .....	11
3.1.1	Abstract Data Model .....	11
3.1.2	Timers .....	11
3.1.3	Initialization .....	11
3.1.4	Higher-Layer Triggered Events.....	11
3.1.4.1	Sending a UNICAST IPv4 Datagram .....	11
3.1.4.2	Sending a MULTICAST IPv4 Datagram.....	11
3.1.4.3	Sending an STP Packet.....	11
3.1.5	Message Processing Events and Sequencing Rules.....	12
3.1.5.1	Receiving an STP Packet.....	12
3.1.5.2	Receiving a MULTICAST 1394 Frame .....	12
3.1.5.3	Receiving an Unrecognized Message .....	12
3.1.6	Timer Events .....	12
3.1.7	Other Local Events .....	12
<b>4</b>	<b>Protocol Examples.....</b>	<b>13</b>
<b>5</b>	<b>Security.....</b>	<b>15</b>
5.1	Security Considerations for Implementers.....	15
5.2	Index of Security Parameters .....	15
<b>6</b>	<b>Appendix A: Product Behavior .....</b>	<b>16</b>
<b>7</b>	<b>Change Tracking.....</b>	<b>18</b>
<b>8</b>	<b>Index .....</b>	<b>20</b>

# 1 Introduction

The IPv4 over IEEE 1394 protocol is described by the Internet Engineering Task Force (IETF), and is as specified in [\[RFC2734\]](#). The IPv4 over IEEE 1394 protocol specifies the necessary methods, data structures, and codes to send IPv4 datagrams over IEEE 1394 links (as specified in [\[IEEE1394\]](#)). Specifically, the protocol describes packet formats, encapsulation methods for IPv4 datagrams, the **Address Resolution Protocol (ARP)** (1394 ARP), and the **Multicast Channel Allocation Protocol (MCAP)**.

This document specifies the Microsoft extension to the IPv4 over the IEEE 1394 (**IPo1394**) protocol to support bridging. This document also clarifies the implementation details as specified in [\[RFC2734\]](#) where necessary. Note that IPo1394 relates to other protocols only insofar as those protocols run over IPv4, which in turn can run over IPo1394, as specified in section [1.4](#). The extensions specified in this document do not affect other protocols.

## 1.1 Glossary

The following terms are specific to this document:

**Address Resolution Protocol (ARP):** A protocol, as specified in [\[RFC826\]](#), that finds a device's hardware address when only its IP address is known.

**Extended Unique Identifier - 48 (EUI-48):** A 48-bit number defined by the IEEE as a concatenation of a 24-bit Organizationally Unique Identifier (OUI) value administered by the IEEE Registration Authority, and a 24-bit extension identifier assigned by the organization with that OUI assignment.

**Extended Unique Identifier - 64 (EUI-64):** A 64-bit number defined by the IEEE as a concatenation of the 24-bit Organizationally Unique Identifier (OUI) value administered by the IEEE Registration Authority, and a 40-bit extension identifier assigned by the organization with that OUI assignment.

**IPo1394:** An abbreviation for IPv4 over IEEE 1394, as specified in [\[RFC2734\]](#).

**Multicast Channel Allocation Protocol (MCAP):** A protocol, as specified in [\[RFC2734\]](#), that selects a hardware channel on which to send multicast messages.

**Spanning Tree Algorithm and Protocol (STP):** A protocol, as specified in [\[IEEE802.1D\]](#) sections 8 and 9, that detects and prevents loops in network topology.

**MAY, SHOULD, MUST, SHOULD NOT, MUST NOT:** These terms (in all caps) are used as described in [\[RFC2119\]](#). All statements of optional behavior use either MAY, SHOULD, or SHOULD NOT.

## 1.2 References

References to Microsoft Open Specification documents do not include a publishing year because links are to the latest version of the documents, which are updated frequently. References to other documents include a publishing year when one is available.

### 1.2.1 Normative References

We conduct frequent surveys of the normative references to assure their continued availability. If you have any issue with finding a normative reference, please contact [dochelp@microsoft.com](mailto:dochelp@microsoft.com). We

will assist you in finding the relevant information. Please check the archive site, <http://msdn2.microsoft.com/en-us/library/E4BD6494-06AD-4aed-9823-445E921C9624>, as an additional source.

[IEEE1394] Institute of Electrical and Electronics Engineers, "IEEE Standard for a High Performance Serial Bus-Description", IEEE Std 1394, 1995, <http://www.1394ta.org/Technology/Specifications/index.htm>

**Note** You can download the IEEE Std 1394 at <http://www.1394ta.org/Technology/Specifications/StandardsOrientationV5.0.pdf>.

**Note** You can purchase the IEEE Std 1394 at [http://shop.ieee.org/ieeestore/Product.aspx?product\\_no=SS94364](http://shop.ieee.org/ieeestore/Product.aspx?product_no=SS94364).

[IEEE802.1D] Institute of Electrical and Electronics Engineers, "IEEE Standards for Information Technology - Telecommunications and Information Exchange Between Systems - Local and Metropolitan Area Networks - Common Specifications - Part 3: Media Access Control (MAC) Bridges - Description", ANSI/IEEE Std 802.1D, 1998, <http://standards.ieee.org/getieee802/download/802.1D-2004.pdf>

[RFC791] Postel, J., "Internet Protocol", STD 5, RFC 791, September 1981, <http://www.ietf.org/rfc/rfc791.txt>

[RFC826] Plummer, D., "An Ethernet Address Resolution Protocol - or -Converting Network Protocol Addresses to 48.bit Ethernet Address for Transmission on Ethernet Hardware", STD 37, RFC 826, November 1982, <http://www.ietf.org/rfc/rfc826.txt>

[RFC2119] Bradner, S., "Key words for use in RFCs to Indicate Requirement Levels", BCP 14, RFC 2119, March 1997, <http://www.rfc-editor.org/rfc/rfc2119.txt>

[RFC2131] Droms, R., "Dynamic Host Configuration Protocol", RFC 2131, March 1997, <http://www.ietf.org/rfc/rfc2131.txt>

[RFC2734] Johansson, P., "IPv4 over IEEE 1394", RFC 2734, December 1999, <http://www.ietf.org/rfc/rfc2734.txt>

[RFC2855] Fujisawa, K., "DHCP for IEEE 1394", RFC 2855, June 2000, <http://www.ietf.org/rfc/rfc2855.txt>

### 1.2.2 Informative References

[IEEE802.3] Institute of Electrical and Electronics Engineers, "Part 3: Carrier Sense Multiple Access with Collision Detection (CSMA/CD) Access Method and Physical Layer Specifications - Description", IEEE Std 802.3, 2002, <http://standards.ieee.org/getieee802/download/802.3-2002.pdf>

[WindowsBridge1] Microsoft Corporation, "Network Bridge Overview", [http://technet.microsoft.com/en-us/library/bb457038\(TechNet.10\).aspx](http://technet.microsoft.com/en-us/library/bb457038(TechNet.10).aspx)

[WindowsBridge2] Microsoft Corporation, "Network Bridge", January 2005, <http://technet2.microsoft.com/WindowsServer/en/Library/8c6c4acb-49db-4d8a-844f-1fe31c4b2ded1033.mspx>

### 1.3 Overview

The IPv4 over IEEE 1394 protocol (IPo1394) is used to transport IPv4 (as specified in [\[RFC791\]](#)) datagrams over the high Performance Serial Bus (as specified in [\[IEEE1394\]](#)). The primary use of

the IPv4 over IEEE 1394 protocol, as specified in [\[RFC2734\]](#), is to connect two devices via a 1394 bus and to allow sending and receiving of IP traffic across the 1394 bus.

The IPv4 Over IEEE 1394 Protocol Extensions specified in this document allow IPo1394 to be used in bridged network environments. Figure 1 depicts an example scenario where two networks are bridged—one network that uses the IPo1394 protocol, and the other that uses the Ethernet protocol. The bridge allows Device 1 to communicate with Device 2 as if they were on the same link. Bridging is specified in [\[IEEE802.1D\]](#). The prevention of loops requires the ability to transmit **Spanning Tree Algorithm and Protocol (STP)** frames (as specified in [\[IEEE802.1D\]](#) sections 8 and 9) over the bridged media to support the Spanning Tree Algorithm (STA) in the bridge. However, the IPo1394 protocol, as specified in [\[RFC2734\]](#), does not support sending STP frames.

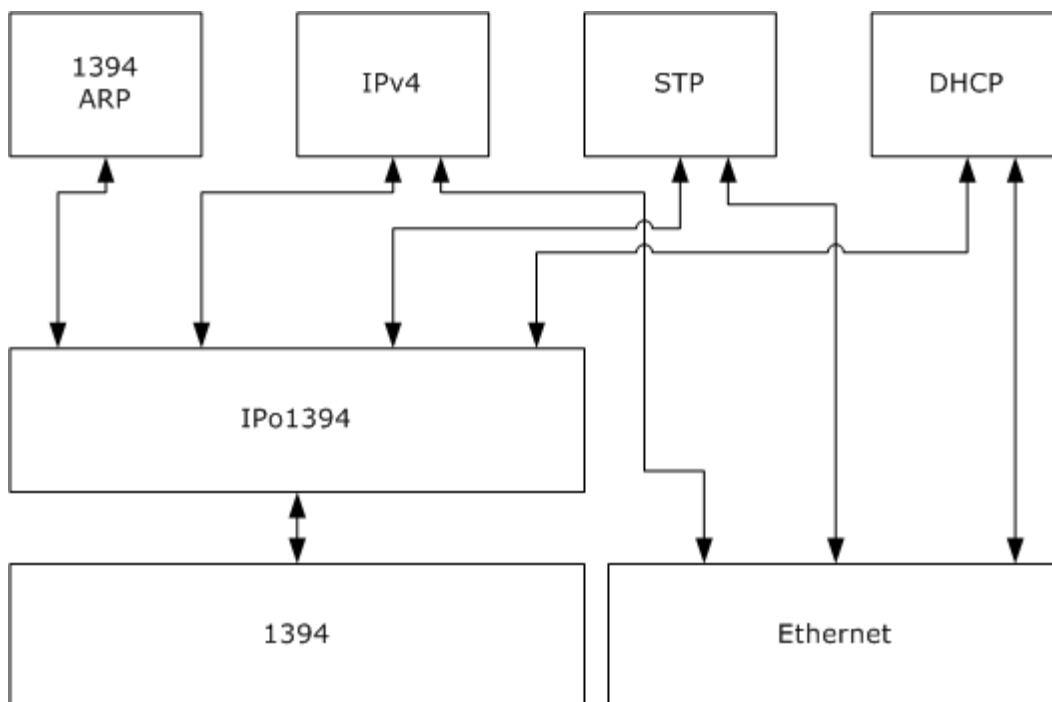
The extension defined by Microsoft and specified in this document provides a means for STP frames to be sent over IPo1394. The extension discussed herein simply defines a way for STP to be encapsulated over 1394; the extension introduces no new state or bridging behavior.



**Figure 1: IPo1394 in environment where the IPo1394 network is bridged to an Ethernet network**

#### 1.4 Relationship to Other Protocols

Figure 2 depicts IPo1394 and its relationship to the other higher and lower-layer protocols mentioned in this document. [<1>](#)



**Figure 2: Protocol stack showing IPo1394 and its relationship to other protocols**

Sending and receiving IPv4 datagrams and 1394 Address Resolution Protocol (ARP) request and response packets over IPo1394 is specified in [\[RFC2734\]](#). The Spanning Tree Algorithm and Protocol (STP) is used for network loop detection. Sending and receiving STP packets over IPo1394 is specified in this document. Sending and receiving Dynamic Host Configuration Protocol (DHCP) packets, as specified in [\[RFC2131\]](#), over IPo1394 is specified in [\[RFC2855\]](#).

IPo1394 uses a different link-layer addressing method than conventional 802.3/Ethernet. For more information, see [\[IEEE802.3\]](#). This implies that the use of some fields in DHCP packets must be clarified to achieve interoperability between implementations of IPo1394 and DHCP. DHCP for IEEE 1394, as specified in [\[RFC2855\]](#), specifies the IPo1394 use of these fields of DHCP packets. [<2>](#)

## 1.5 Prerequisites/Preconditions

The IPv4 Over IEEE 1394 Protocol Extensions do not add any new prerequisites or preconditions beyond those specified in [\[RFC2734\]](#).

## 1.6 Applicability Statement

The extension described herein does not change the applicability of the IPo1394 protocol, with one notable exception. IPo1394, as specified in [\[RFC2734\]](#), does not support bridging. The extension described in this document allows bridging to operate in a network that contains one or more 1394 links. [<3>](#)

## 1.7 Versioning and Capability Negotiation

None.

## 1.8 Vendor-Extensible Fields

The IPv4 Over IEEE 1394 Protocol Extensions do not introduce any new vendor-extensible fields beyond those specified in [\[RFC2734\]](#) section 10.

## 1.9 Standards Assignments

The new value of 0x0777 for **ether\_type**, as specified in [Spanning Tree Algorithm and Protocol \(STP\) packet \(section 2.2.1\)](#), was chosen by Microsoft but is not yet reserved by the IEEE Registration Authority.



## 2 Messages

The following sections specify how IPv4 Over IEEE 1394 Protocol Extensions messages are transported and gives details on the message syntax.

### 2.1 Transport

The IPo1394 transport, as specified in [\[RFC2734\]](#), is not changed by this protocol extension.

### 2.2 Message Syntax

Except as specified in the [Spanning Tree Algorithm and Protocol \(STP\) packet \(section 2.2.1\)](#), the message syntax for the IPo1394 protocol remains unchanged from the base protocol as specified in [\[RFC2734\]](#) section 4.2.

#### 2.2.1 STP Packet

The Spanning Tree Algorithm and Protocol (STP) (as specified in [\[IEEE802.1D\]](#) sections 8 and 9) is used to detect network loops. The extension specified in this document extends IPo1394 to support the transmission and reception of the STP packet. The actual network loop detection is performed by STP—a higher-layer protocol—as specified in [\[IEEE802.1D\]](#) sections 8 and 9.

As shown below, an STP message on 1394 contains a standard IPo1394 header (the **If**, **reserved**, and **ether\_type** fields), followed by a standard STP message.

0	1	2	3	4	5	6	7	8	9	10	11	12	13	14	15	16	17	18	19	20	21	22	23	24	25	26	27	28	29	30	31
If		reserved														ether_type															
Standard STP message (variable)																															
...																															

**If (2 bits):** This field MUST specify the relative position of the link fragment within the IP datagram, as specified in [\[RFC2734\]](#) section 4.2.

**reserved (14 bits):** This field MUST be used as specified in [\[RFC2734\]](#) section 4.2. It MUST be set to 0. This field MUST be ignored in a received packet.

**ether\_type (2 bytes):** The possible values for this field MUST be one of the following:

Value	Meaning
0x0800	The rest of the packet is an IPv4 datagram, as specified in <a href="#">[RFC2734]</a> .
0x0806	The rest of the packet is an 1394 ARP message, as specified in <a href="#">[RFC2734]</a> .
0x8861	The rest of the packet is a Multicast Channel Allocation Protocol (MCAP) message, as specified in <a href="#">[RFC2734]</a> .
0x0777	The rest of the packet is an STP packet, as specified in <a href="#">[IEEE802.1D]</a> . This value was added by Microsoft to indicate that an STP packet follows.

Received packets with an **ether\_type** other than one of the above values are dropped.

**Standard STP message (variable):** A standard STP message.

## 3 Protocol Details

As specified in [\[RFC2734\]](#), IPo1394 is a point-to-point protocol used for transmitting IPv4 datagrams over an IEEE 1394 high-performance serial bus.

### 3.1 Common Details

#### 3.1.1 Abstract Data Model

No additional state is required beyond that in the base protocol, as specified in [\[RFC2734\].<4>](#)

#### 3.1.2 Timers

No new timers are required beyond those in the base protocol, as specified in [\[RFC2734\].<5>](#)

#### 3.1.3 Initialization

The Spanning Tree Algorithm and Protocol (STP) is unchanged from what is specified in [\[IEEE802.1D\]](#) section 9, but because it expects **EUI-48** addresses (as Ethernet uses), it is necessary to explain how it uses addresses on 1394 media.

STP specifies how to generate a 64-bit **Extended Unique Identifier - 64 (EUI-64)** (as specified in [\[IEEE802.1D\]](#) section 9) which is used as the bridge ID, from an EUI-48. 1394 uses an EUI-64 value (as specified in [\[IEEE1394\]](#) section 8.3.2.5.7.1) instead of an EUI-48 value. As a result, at initialization time, IPo1394 SHOULD generate an EUI-48 by using any local algorithm that generates a value that is unique on the subnet, for use by STP when it needs to construct a bridge ID. [<6>](#)

No additional initialization is required beyond that in the base protocol, as specified in [\[RFC2734\].<7>](#)

#### 3.1.4 Higher-Layer Triggered Events

No additional higher-layer triggered events exist beyond those in the base protocol, as specified in [\[RFC2734\]](#). The behavior of the existing higher-layer triggered events is as specified in sections [3.1.4.1](#) and [3.1.4.2](#).

##### 3.1.4.1 Sending a UNICAST IPv4 Datagram

When IPv4 (as specified in [\[RFC791\]](#)) transmits a unicast IPv4 datagram, the behavior is unchanged from what is specified in [\[RFC2734\]](#) section 7. [<8>](#)

##### 3.1.4.2 Sending a MULTICAST IPv4 Datagram

An implementation of IPv4 over IEEE 1394 MAY use "multicast transmit" (as specified in [\[RFC2734\]](#) sections 9 and 9.1) to send a multicast IPv4 datagram, or it MAY use the "IP Broadcast" to send a multicast IPv4 datagram on the BROADCAST\_CHANNEL, as specified in [\[RFC2734\]](#) section 8. [<9>](#)

##### 3.1.4.3 Sending an STP Packet

IPo1394 MUST encapsulate the STP packet with the IPo1394 encapsulation header, as specified in [\[RFC2734\]](#) section 4.2, and MUST set the value 0x0777 in the **ether\_type** field present in the encapsulation header. The STP protocol is unchanged from what is specified in [\[IEEE802.1D\]](#) section 9.

On Ethernet media, STP packets are always sent (as specified in [\[IEEE802.1D\]](#) section 9) to the Bridge Group Address. When transmitted over 1394, STP packets MUST be sent on the 1394 broadcast channel (as specified in [\[RFC2734\]](#) section 8).

### 3.1.5 Message Processing Events and Sequencing Rules

Except as noted in this section, the message processing and sequencing rules are unchanged from the base protocol, as specified in [\[RFC2734\]](#).

#### 3.1.5.1 Receiving an STP Packet

IPo1394 MUST correctly recognize the STP packet by recognizing the **ether\_type** value in the packet encapsulation header that has a value of 0x0777. The STP packet format is specified in section [2.2.1](#). After receiving the STP packet, the IPo1394 protocol passes it up to the STP layer, which implements the network loop detection logic, as specified in [\[IEEE802.1D\]](#).

#### 3.1.5.2 Receiving a MULTICAST 1394 Frame

More information on the IPo1394 implementation of multicast frames is specified in [\[RFC2734\]](#) section 9. [<10>](#)

#### 3.1.5.3 Receiving an Unrecognized Message

The rules for processing an unrecognized message are unchanged from what is specified in [\[RFC2734\]](#) via [\[RFC791\]](#). Specifically, an unrecognized message is dropped.

### 3.1.6 Timer Events

[\[RFC2734\]](#) specifies the 1394 ARP request/response packet format but it does not describe a sequencing mechanism. [<11>](#)

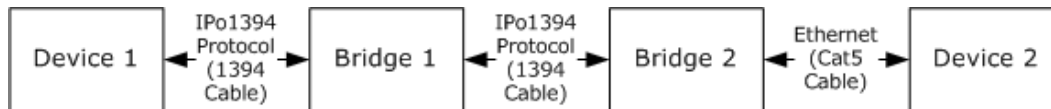
### 3.1.7 Other Local Events

When a new IP address is acquired, the same actions are taken that are specified in section [3.1.3](#).

There are no other local events that affect the IPo1394 protocol.

## 4 Protocol Examples

Figure 3 shows a scenario where Device 1 is connected to Bridge 1 via IPo1394. Bridge 1 is connected to Bridge 2 via IPo1394, and Bridge 2 is connected to Device 2 via Ethernet.



**Figure 3: Scenario of four devices connected in a network**

Consider the scenario outlined in Figure 3. Assume that all devices have already acquired their IP addresses, and Bridge 1 and Bridge 2 implement the spanning tree algorithm (as specified in [\[IEEE802.1D\]](#) section 8 and 9) for loop detection and termination. Also assume that Bridge 2 is not yet connected to Device 2.

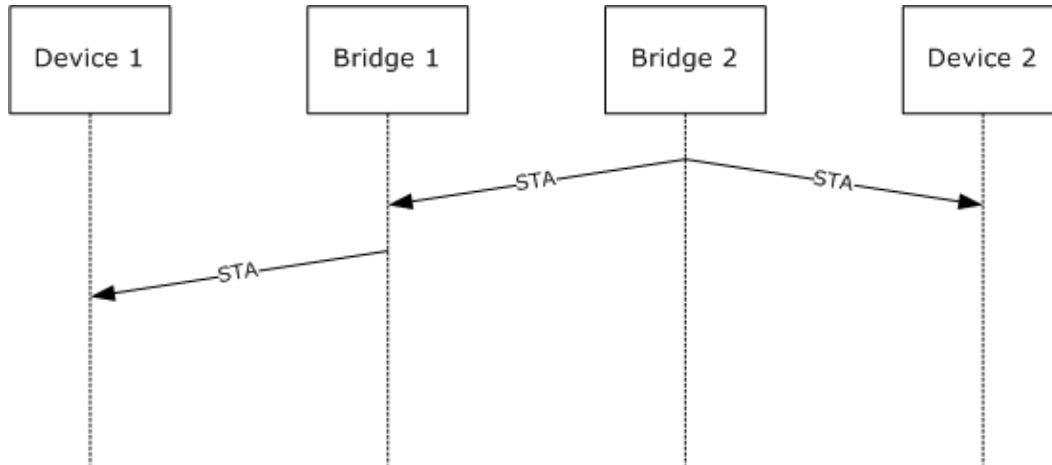
1. At initialization time, the IPo1394 components of Bridge 1 and Bridge 2 report link-layer addresses of their 1394 interfaces up to higher-layer protocols. In this example, both Bridge 1 and Bridge 2 report an EUI-48 that has the Locally Administered bit set and the remaining bits generated randomly. The Spanning Tree Algorithm Protocol (STP), being one of the higher-layer protocols, uses the addresses of each interface to generate a Bridge Identifier, as specified in [\[IEEE802.1D\]](#) section 8.5.3.7. Bridge 1 has only 1394 interfaces, so the Bridge Identifier is constructed from the EUI-48 on the lowest numbered interface (as specified in [\[IEEE802.1D\]](#) section 7.12.5). Similarly, Bridge 2 also constructs a Bridge Identifier from the address of its lowest numbered interface, which in the example is its Ethernet interface.
2. The Ethernet cable is first plugged into Bridge 2. This media change triggers the STP implementation to send an STP packet on both interfaces in Bridge 2, as specified in [\[IEEE802.1D\]](#) section 9. Therefore, the packet that appears on the 1394 cable looks like the following: Bridge 2 sends an STP packet on both interfaces—one using Ethernet to Device 2 and the other using IPo1394 to Bridge 1. The format of the packet sent from Bridge 2 to Bridge 1 via IPo1394 follows:

0	1	2	3	4	5	6	7	8	9	10	1	2	3	4	5	6	7	8	9	20	1	2	3	4	5	6	7	8	9	30	1
If = 0x0		Reserved = 0x0														ether_type = 0x0777															
Standard STP message (variable)																															

The preceding packet is sent on the 1394 broadcast channel, and the Bridge Identifier used by STP is the one generated from its Ethernet media access control (MAC) address.

3. Bridge 1 receives the packet and delivers it up to the STP component.
4. Based on STP details, the STP component on Bridge 1 then decides to send an STP packet on the 1394 cable toward Device 1. The packet that appears on the 1394 cable looks the same as in the preceding diagram, but the STP message is a new STP message, and the Bridge Identifier used by STP is based on the random EUI-48 generated for the 1394 cable toward Device 1. This packet is sent on the 1394 broadcast channel.
5. Device 1 receives the STP packet via IPo1394. Because Device 1 is not a bridge, and is not running STP, there is no STP component to deliver the packet up to, and the packet is ignored.

Figure 4 shows the sequence of packets exchanged in this example.



**Figure 4: Sequence of packets exchanged**

## 5 Security

The following sections specify security considerations for implementers of the IPv4 Over IEEE 1394 Protocol Extensions.

### 5.1 Security Considerations for Implementers

The basic IPv4 over IEEE 1394 protocol (IPo1394) has no security mechanism. This document does not add any security to IPo1394. The protocol extension described in this document does not introduce new security risks nor does it provide any security mechanisms.

### 5.2 Index of Security Parameters

None.

## 6 Appendix A: Product Behavior

The information in this specification is applicable to the following Microsoft products or supplemental software. References to product versions include released service packs:

- Microsoft Windows® 2000 operating system
- Windows® XP operating system
- Windows Server® 2003 operating system

Exceptions, if any, are noted below. If a service pack or Quick Fix Engineering (QFE) number appears with the product version, behavior changed in that service pack or QFE. The new behavior also applies to subsequent service packs of the product unless otherwise specified. If a product edition appears with the product version, behavior is different in that product edition.

Unless otherwise specified, any statement of optional behavior in this specification that is prescribed using the terms SHOULD or SHOULD NOT implies product behavior in accordance with the SHOULD or SHOULD NOT prescription. Unless otherwise specified, the term MAY implies that the product does not follow the prescription.

[<1> Section 1.4:](#) IPo1394's extension to support the transmitting and receiving of STP packets is used by the STP protocol, as specified in [\[IEEE802.1D\]](#) sections 8 and 9. In Windows, STP is implemented in the bridge component and is used to detect and prevent network loops. For more information about the bridge component and its use of STP, see the Windows XP product documentation in [\[WindowsBridge1\]](#) and the Windows Server TechCenter documentation in [\[WindowsBridge2\]](#).

[<2> Section 1.4:](#) The Microsoft implementation of IPo1394 uses a 1-byte pseudo-random number for the 'client identifier' option field used in DHCP messages, as specified in [\[RFC2855\]](#) section 3.

[<3> Section 1.6:](#) The IPo1394 protocol, as specified in [\[RFC2734\]](#) and this document, is implemented in Windows Server 2003, Windows XP, and Windows 2000. IPo1394 is not implemented in Windows Server 2008 or Windows Vista.

[<4> Section 3.1.1:](#) To implement 1394 ARP (as specified in [\[RFC2734\]](#) section 5), a table of outstanding ARP requests is used. Each entry in the table contains an IP address, a retransmission count, a retransmission timer, and an expiration timer, as specified in section [3.1.2](#).

There is also a cache of previously resolved ARP requests, so that transmission of subsequent IPv4 datagrams does not require additional ARP requests to be sent. Each entry in the ARP cache contains an IP address, unique\_ID, unicast\_FIFO\_hi, and unicast\_FIFO\_lo, as specified in [\[RFC2734\]](#) section 5.

[<5> Section 3.1.2:](#) [\[RFC2734\]](#) does not explicitly mention any timers. However, to implement 1394 ARP (as specified in [\[RFC2734\]](#) section 5) Windows uses two timers.

- A 60-second retransmission timer per entry in the outstanding ARP request table.
- A 4-minute expiration timer per entry in the ARP cache.

[<6> Section 3.1.3:](#) IPo1394 uses a pseudo-random EUI-48 value with the Locally Administered bit set in the EUI-48 that is given to and used by STP (as specified in [\[IEEE802.1D\]](#) section 9) to generate the bridge ID.



<7> [Section 3.1.3](#): At initialization time, when 1394 ARP first acquires an address, it performs duplicate address detection by sending a gratuitous ARP for its own address (as is common practice on Ethernet). If another node responds to this request, the address is not used.

<8> [Section 3.1.4.1](#): [\[RFC2734\]](#) section 7 specifies multiple ways of transmitting IPv4 unicast datagrams. The Windows implementation of IPo1394 sends unicast IPv4 datagrams by using transaction code 0x01 (asynchronous block write packet), as specified in [\[RFC2734\]](#) section 7.

<9> [Section 3.1.4.2](#): The Windows implementation of IPo1394 uses "IP broadcast" for the multicast transmit. Specifically, any higher-layer initiated multicast traffic is transmitted by IPo1394 on the BROADCAST\_CHANNEL, as specified in [\[RFC2734\]](#) section 8.

<10> [Section 3.1.5.2](#): The Windows implementation of IPo1394 implements the "multicast receive" as specified in relation to the Multicast Channel Allocation Protocol (MCAP), as specified in [\[RFC2734\]](#) section 9.3.

<11> [Section 3.1.6](#): When a retransmission timer expires for an entry in the outstanding ARP request table, IPo1394 first checks whether an ARP cache entry already exists for the associated IP address.

- If no ARP cache entry exists: IPo1394 checks whether the retransmission count for the entry in the retransmission table is less than 4. If it is less than 4, the retransmission count field is incremented and a new ARP request packet is sent. If it is not less than 4, the entry in the retransmission table is deleted.
- If an ARP cache entry exists: The ARP cache entry is deleted, and the entry in the retransmission table is also deleted.

The ARP cache entry expiration timer and the events that it triggers are used when a device hardware address is already resolved from a given IP address. The goal is to confirm that the given IP address still resolves to the same device hardware address after four minutes of successful device hardware address resolution. The events described below are used to achieve this goal.

When an ARP cache entry expiration timer expires, IPo1394 transmits an ARP request packet in an attempt to refresh the hardware address field for that ARP cache entry, adds an entry to the outstanding ARP request table, and starts the retransmission timer.

## 7 Change Tracking

This section identifies changes that were made to the [MS-V4OF] protocol document between the May 2011 and June 2011 releases. Changes are classified as New, Major, Minor, Editorial, or No change.

The revision class **New** means that a new document is being released.

The revision class **Major** means that the technical content in the document was significantly revised. Major changes affect protocol interoperability or implementation. Examples of major changes are:

- A document revision that incorporates changes to interoperability requirements or functionality.
- An extensive rewrite, addition, or deletion of major portions of content.
- The removal of a document from the documentation set.
- Changes made for template compliance.

The revision class **Minor** means that the meaning of the technical content was clarified. Minor changes do not affect protocol interoperability or implementation. Examples of minor changes are updates to clarify ambiguity at the sentence, paragraph, or table level.

The revision class **Editorial** means that the language and formatting in the technical content was changed. Editorial changes apply to grammatical, formatting, and style issues.

The revision class **No change** means that no new technical or language changes were introduced. The technical content of the document is identical to the last released version, but minor editorial and formatting changes, as well as updates to the header and footer information, and to the revision summary, may have been made.

Major and minor changes can be described further using the following change types:

- New content added.
- Content updated.
- Content removed.
- New product behavior note added.
- Product behavior note updated.
- Product behavior note removed.
- New protocol syntax added.
- Protocol syntax updated.
- Protocol syntax removed.
- New content added due to protocol revision.
- Content updated due to protocol revision.
- Content removed due to protocol revision.
- New protocol syntax added due to protocol revision.

- Protocol syntax updated due to protocol revision.
- Protocol syntax removed due to protocol revision.
- New content added for template compliance.
- Content updated for template compliance.
- Content removed for template compliance.
- Obsolete document removed.

Editorial changes are always classified with the change type **Editorially updated**.

Some important terms used in the change type descriptions are defined as follows:

- **Protocol syntax** refers to data elements (such as packets, structures, enumerations, and methods) as well as interfaces.
- **Protocol revision** refers to changes made to a protocol that affect the bits that are sent over the wire.

The changes made to this document are listed in the following table. For more information, please contact [protocol@microsoft.com](mailto:protocol@microsoft.com).

Section	Tracking number (if applicable) and description	Major change (Y or N)	Change type
<a href="#">1.2 References</a>	Added explanatory statement regarding the removal of the publishing year from Microsoft Open Specification document references.	N	Content updated.

## 8 Index

### A

[Abstract data model](#) 11  
[Applicability](#) 8

### C

[Capability negotiation](#) 8  
[Change tracking](#) 18

### D

[Data model - abstract](#) 11

### E

[Examples](#) 13

### F

[Fields - vendor-extensible](#) 8

### G

[Glossary](#) 5

### H

[Higher-layer triggered events](#) 11

### I

[Implementer - security considerations](#) 15  
[Index of security parameters](#) 15  
[Informative references](#) 6  
[Initialization](#) 11  
[Introduction](#) 5

### L

[Local events](#) 12

### M

[Message processing](#) 12  
Messages  
    [overview](#) 9  
    [syntax](#) 9  
    [transport](#) 9  
[MULTICAST 1394 frame](#) 12  
[MULTICAST IPv4 datagram](#) 11

### N

[Normative references](#) 5

### O

[Overview \(synopsis\)](#) 6

### P

[Parameters - security index](#) 15  
[Preconditions](#) 8  
[Prerequisites](#) 8  
[Product behavior](#) 16

### R

Receiving  
    [STP packet](#) 12  
    [unrecognized message](#) 12  
[Receiving MULTICAST 1394 frame](#) 12  
References  
    [informative](#) 6  
    [normative](#) 5  
[Relationship to other protocols](#) 7

### S

Security  
    [implementer considerations](#) 15  
    [overview](#) 15  
    [parameter index](#) 15  
Sending  
    [MULTICAST IPv4 datagram](#) 11  
    [STP packet](#) 11  
    [UNICAST IPv4 datagram](#) 11  
[Sequencing rules](#) 12  
[Standards assignments](#) 8  
STP packet  
    [receiving](#) 12  
    [sending](#) 11  
[STP Packet packet](#) 9  
[Syntax - message](#) 9

### T

[Timer events](#) 12  
[Timers](#) 11  
[Tracking changes](#) 18  
[Transport - message](#) 9  
[Triggered events - higher-layer](#) 11

### U

[UNICAST IPv4 datagram](#) 11  
[Unrecognized messages - receiving](#) 12

### V

[Vendor-extensible fields](#) 8  
[Versioning](#) 8