

# [MS-DTCO]: MSDTC Connection Manager: OleTx Transaction Protocol Specification

---

## Intellectual Property Rights Notice for Open Specifications Documentation

- **Technical Documentation.** Microsoft publishes Open Specifications documentation for protocols, file formats, languages, standards as well as overviews of the interaction among each of these technologies.
- **Copyrights.** This documentation is covered by Microsoft copyrights. Regardless of any other terms that are contained in the terms of use for the Microsoft website that hosts this documentation, you may make copies of it in order to develop implementations of the technologies described in the Open Specifications and may distribute portions of it in your implementations using these technologies or your documentation as necessary to properly document the implementation. You may also distribute in your implementation, with or without modification, any schema, IDL's, or code samples that are included in the documentation. This permission also applies to any documents that are referenced in the Open Specifications.
- **No Trade Secrets.** Microsoft does not claim any trade secret rights in this documentation.
- **Patents.** Microsoft has patents that may cover your implementations of the technologies described in the Open Specifications. Neither this notice nor Microsoft's delivery of the documentation grants any licenses under those or any other Microsoft patents. However, a given Open Specification may be covered by Microsoft [Open Specification Promise](#) or the [Community Promise](#). If you would prefer a written license, or if the technologies described in the Open Specifications are not covered by the Open Specifications Promise or Community Promise, as applicable, patent licenses are available by contacting [iplg@microsoft.com](mailto:iplg@microsoft.com).
- **Trademarks.** The names of companies and products contained in this documentation may be covered by trademarks or similar intellectual property rights. This notice does not grant any licenses under those rights.
- **Fictitious Names.** The example companies, organizations, products, domain names, e-mail addresses, logos, people, places, and events depicted in this documentation are fictitious. No association with any real company, organization, product, domain name, email address, logo, person, place, or event is intended or should be inferred.

**Reservation of Rights.** All other rights are reserved, and this notice does not grant any rights other than specifically described above, whether by implication, estoppel, or otherwise.

**Tools.** The Open Specifications do not require the use of Microsoft programming tools or programming environments in order for you to develop an implementation. If you have access to Microsoft programming tools and environments you are free to take advantage of them. Certain Open Specifications are intended for use in conjunction with publicly available standard specifications and network programming art, and assumes that the reader either is familiar with the aforementioned material or has immediate access to it.

## Revision Summary

Date	Revision History	Revision Class	Comments
04/03/2007	0.01		MCPPI Milestone Longhorn Initial Availability
07/03/2007	1.0	Major	MLonghorn+90
07/20/2007	1.1	Minor	Minor work due to other OleTx protocols shipping.
08/10/2007	1.1.1	Editorial	Revised and edited the technical content.
09/28/2007	1.2	Minor	Updated the technical content.
10/23/2007	2.0	Major	Updated and revised the technical content.
11/30/2007	2.1	Minor	Updated the technical content.
01/25/2008	2.1.1	Editorial	Revised and edited the technical content.
03/14/2008	2.1.2	Editorial	Revised and edited the technical content.
05/16/2008	2.1.3	Editorial	Revised and edited the technical content.
06/20/2008	3.0	Major	Updated and revised the technical content.
07/25/2008	3.1	Minor	Updated the technical content.
08/29/2008	4.0	Major	Updated and revised the technical content.
10/24/2008	4.1	Minor	Updated the technical content.
12/05/2008	5.0	Major	Updated and revised the technical content.
01/16/2009	6.0	Major	Updated and revised the technical content.
02/27/2009	6.1	Minor	Updated the technical content.
04/10/2009	7.0	Major	Updated and revised the technical content.
05/22/2009	8.0	Major	Updated and revised the technical content.
07/02/2009	9.0	Major	Updated and revised the technical content.
08/14/2009	10.0	Major	Updated and revised the technical content.
09/25/2009	11.0	Major	Updated and revised the technical content.
11/06/2009	12.0	Major	Updated and revised the technical content.
12/18/2009	13.0	Major	Updated and revised the technical content.
01/29/2010	14.0	Major	Updated and revised the technical content.
03/12/2010	15.0	Major	Updated and revised the technical content.

Date	Revision History	Revision Class	Comments
04/23/2010	15.1	Minor	Updated the technical content.
06/04/2010	16.0	Major	Updated and revised the technical content.
07/16/2010	17.0	Major	Significantly changed the technical content.
08/27/2010	18.0	Major	Significantly changed the technical content.
10/08/2010	18.0	No change	No changes to the meaning, language, or formatting of the technical content.
11/19/2010	19.0	Major	Significantly changed the technical content.
01/07/2011	20.0	Major	Significantly changed the technical content.
02/11/2011	21.0	Major	Significantly changed the technical content.
03/25/2011	22.0	Major	Significantly changed the technical content.
05/06/2011	22.0	No change	No changes to the meaning, language, or formatting of the technical content.
06/17/2011	22.1	Minor	Clarified the meaning of the technical content.

# Contents

<b>1</b>	<b>Introduction .....</b>	<b>28</b>
1.1	Glossary .....	29
1.2	References.....	32
1.2.1	Normative References.....	32
1.2.2	Informative References .....	33
1.3	Overview .....	34
1.3.1	Transaction Lifetime .....	34
1.3.1.1	Phase Zero .....	35
1.3.1.2	Phase One .....	36
1.3.1.3	Phase Two .....	38
1.3.2	Additional Considerations .....	39
1.3.2.1	Unilateral Abort .....	40
1.3.2.2	Single-Phase Commit .....	40
1.3.3	Transaction Roles.....	41
1.3.3.1	Application Role.....	42
1.3.3.2	Resource Manager Role .....	43
1.3.3.3	Transaction Manager Role.....	43
1.3.3.3.1	Core Transaction Manager Facet .....	45
1.3.3.3.2	Transaction Manager Communication with an Application Facet.....	45
1.3.3.3.3	Transaction Manager Communication with a Resource Manager Facet .....	46
1.3.3.3.4	Superior Transaction Manager Facet .....	46
1.3.3.3.5	Subordinate Transaction Manager Facet .....	46
1.3.4	Transaction Recovery.....	46
1.3.4.1	Relationship Between Recovery and Durability.....	47
1.3.4.2	Resource Manager Recovery .....	47
1.3.4.3	Transaction Manager Recovery .....	48
1.3.5	Transaction Propagation.....	48
1.3.5.1	Pull Propagation .....	49
1.3.5.2	Push Propagation.....	50
1.4	Relationship to Other Protocols.....	52
1.5	Prerequisites/Preconditions .....	52
1.6	Applicability Statement.....	52
1.7	Versioning and Capability Negotiation.....	53
1.7.1	Versioning Mechanisms .....	53
1.7.2	Versioning Negotiation Mechanisms .....	54
1.7.3	Capability Negotiation Mechanisms .....	54
1.8	Vendor-Extensible Fields.....	55
1.9	Standards Assignments .....	55
<b>2</b>	<b>Messages.....</b>	<b>56</b>
2.1	Transport.....	56
2.1.1	Messages, Connections, and Sessions .....	56
2.1.2	MS CMP and MS-CMPO Initialization.....	56
2.1.2.1	Computing a Security Level .....	57
2.1.2.2	Computing Protocol Version Values .....	57
2.1.2.3	Computing a Name Object .....	57
2.2	Message Syntax .....	58
2.2.1	Protocol Versioning.....	58
2.2.1.1	Protocol Version Numbers as a Versioning Mechanism .....	58
2.2.1.1.1	Version-Specific Aspects of Connection Types Relevant to an Application....	58

2.2.1.1.2	Version-Specific Aspects of Connection Types Relevant to a Transaction Manager.....	60
2.2.1.1.3	Version-Specific Aspects of Connection Types Relevant to a Resource Manager.....	60
2.2.2	Structures with Fields Containing Version Numbers as Versioning Mechanism .....	61
2.2.3	Structures with a Format-Specifying Field as Versioning Mechanism .....	61
2.2.4	Common Structures.....	61
2.2.4.1	MESSAGE_PACKET.....	61
2.2.4.2	OLETX_TM_ADDR .....	62
2.2.4.3	OLETX_VARLEN_STRING .....	63
2.2.5	Transaction Propagation Structures .....	63
2.2.5.1	Associate_Msg_Version2.....	63
2.2.5.2	Associate_Msg_Version3.....	64
2.2.5.3	NAMEOBJECTBLOB.....	65
2.2.5.4	Propagation_Token .....	66
2.2.5.5	SDtcCmEndpointInfoV1 .....	68
2.2.5.6	SDtcCmEndpointInfoV2 .....	68
2.2.5.7	SOleTxInfoForTip .....	69
2.2.5.8	SExtendedEndpointInfo .....	70
2.2.5.9	STmToTmProtocol.....	70
2.2.5.10	STxInfo .....	71
2.2.5.11	SWhereabouts .....	72
2.2.6	Transaction Enumerations .....	73
2.2.6.1	Connection Types .....	73
2.2.6.2	TM_Protocol.....	75
2.2.6.3	TXUSER_ENLISTMENT_PREPAREREQDONE_RESPONSE .....	76
2.2.6.4	PARTNERTM_PROPAGATE_PREPAREREQDONE_RESPONSE .....	76
2.2.6.5	TXUSER_VOTER_VOTERREQDONE_RESPONSE .....	77
2.2.6.6	TRUN_TXBEGIN_ERRORS .....	77
2.2.6.7	TRUN_TXIMPORT_ERRORS .....	78
2.2.6.8	OLETX_ISOLATION_FLAGS .....	78
2.2.6.9	OLETX_ISOLATION_LEVEL .....	79
2.2.7	Transaction Constants.....	80
2.2.7.1	GRFRM .....	80
2.2.7.2	DTCADVCONFIG .....	80
2.2.7.3	DTCADVCONFIG_OPTIONS .....	82
2.2.8	Connection Types Relevant to Applications .....	84
2.2.8.1	Transaction Initiation and Completion .....	84
2.2.8.1.1	CONNTYPE_TXUSER_BEGINNER.....	84
2.2.8.1.1.1	TXUSER_BEGINNER_MTAG_ABORT.....	84
2.2.8.1.1.2	TXUSER_BEGINNER_MTAG_BEGIN .....	85
2.2.8.1.1.3	TXUSER_BEGINNER_MTAG_BEGIN_LOG_FULL .....	86
2.2.8.1.1.4	TXUSER_BEGINNER_MTAG_BEGIN_NO_MEM .....	87
2.2.8.1.1.5	TXUSER_BEGINNER_MTAG_BEGUN .....	87
2.2.8.1.1.6	TXUSER_BEGINNER_MTAG_COMMIT .....	88
2.2.8.1.1.7	TXUSER_BEGINNER_MTAG_COMMIT_INDOUBT .....	89
2.2.8.1.1.8	TXUSER_BEGINNER_MTAG_COMMIT_TOO_LATE .....	89
2.2.8.1.1.9	TXUSER_BEGINNER_MTAG_REQUEST_COMPLETED .....	90
2.2.8.1.2	CONNTYPE_TXUSER_BEGIN2.....	90
2.2.8.1.2.1	TXUSER_BEGIN2_MTAG_ABORT.....	90
2.2.8.1.2.2	TXUSER_BEGIN2_MTAG_BEGIN .....	91
2.2.8.1.2.3	TXUSER_BEGIN2_MTAG_COMMIT.....	92
2.2.8.1.2.4	TXUSER_BEGIN2_MTAG_SINK_BEGUN.....	93

2.2.8.1.2.5	TXUSER_BEGIN2_MTAG_SINK_ERROR.....	93
2.2.8.1.2.6	TXUSER_SETTXTIMEOUT_MTAG_REQUEST_COMPLETE .....	94
2.2.8.1.2.7	TXUSER_SETTXTIMEOUT_MTAG_SETTXTIMEOUT .....	95
2.2.8.1.2.8	TXUSER_SETTXTIMEOUT_MTAG_TOO_LATE.....	96
2.2.8.1.3	CONNTYPE_TXUSER_PROMOTE.....	96
2.2.8.1.3.1	TXUSER_BEGINNER_MTAG_PROMOTE.....	97
2.2.8.2	Transaction Propagation .....	98
2.2.8.2.1	Pull Propagation .....	98
2.2.8.2.1.1	CONNTYPE_TXUSER_ASSOCIATE.....	98
2.2.8.2.1.1.1	TXUSER_ASSOCIATE_MTAG_ASSOCIATE .....	98
2.2.8.2.1.1.2	TXUSER_ASSOCIATE_MTAG_ASSOCIATED .....	100
2.2.8.2.1.1.3	TXUSER_ASSOCIATE_MTAG_COMM_FAILED.....	100
2.2.8.2.1.1.4	TXUSER_ASSOCIATE_MTAG_CREATE_BAD_TMADDR.....	101
2.2.8.2.1.1.5	TXUSER_ASSOCIATE_MTAG_LOG_FULL_LOCAL .....	102
2.2.8.2.1.1.6	TXUSER_ASSOCIATE_MTAG_LOG_FULL_REMOTE.....	102
2.2.8.2.1.1.7	TXUSER_ASSOCIATE_MTAG_NO_MEM_LOCAL .....	103
2.2.8.2.1.1.8	TXUSER_ASSOCIATE_MTAG_NO_MEM_REMOTE .....	103
2.2.8.2.1.1.9	TXUSER_ASSOCIATE_MTAG_TOO_LATE.....	104
2.2.8.2.1.1.10	TXUSER_ASSOCIATE_MTAG_TOO_MANY_LOCAL .....	104
2.2.8.2.1.1.11	TXUSER_ASSOCIATE_MTAG_TOO_MANY_REMOTE .....	105
2.2.8.2.1.1.12	TXUSER_ASSOCIATE_MTAG_TX_NOT_FOUND .....	105
2.2.8.2.2	Push Propagation .....	106
2.2.8.2.2.1	CONNTYPE_TXUSER_EXTENDEDWHEREABOUTS.....	106
2.2.8.2.2.1.1	TXUSER_EXTENDEDWHEREABOUTS_MTAG_GET .....	106
2.2.8.2.2.1.2	TXUSER_EXTENDEDWHEREABOUTS_MTAG_GOT.....	107
2.2.8.2.2.1.3	TXUSER_EXTENDEDWHEREABOUTS_MTAG_NOMEM.....	107
2.2.8.2.2.2	CONNTYPE_TXUSER_EXPORT.....	108
2.2.8.2.2.2.1	TXUSER_EXPORT_MTAG_CREATE.....	108
2.2.8.2.2.2.2	TXUSER_EXPORT_MTAG_CREATE2.....	109
2.2.8.2.2.2.3	TXUSER_EXPORT_MTAG_CREATE_BAD_TMADDR.....	110
2.2.8.2.2.2.4	TXUSER_EXPORT_MTAG_CREATE_NET_TX_DISABLED.....	110
2.2.8.2.2.2.5	TXUSER_EXPORT_MTAG_CREATED .....	111
2.2.8.2.2.2.6	TXUSER_EXPORT_MTAG_EXPORT .....	111
2.2.8.2.2.2.7	TXUSER_EXPORT_MTAG_EXPORT_LOG_FULL .....	112
2.2.8.2.2.2.8	TXUSER_EXPORT_MTAG_EXPORT_NO_MEM .....	113
2.2.8.2.2.2.9	TXUSER_EXPORT_MTAG_EXPORT_TOO_LATE.....	113
2.2.8.2.2.2.10	TXUSER_EXPORT_MTAG_EXPORT_TOO_MANY .....	114
2.2.8.2.2.2.11	TXUSER_EXPORT_MTAG_EXPORT_TX_NOT_FOUND.....	114
2.2.8.2.2.2.12	TXUSER_EXPORT_MTAG_EXPORTED.....	115
2.2.8.2.2.3	CONNTYPE_TXUSER_EXPORT2 .....	115
2.2.8.2.2.3.1	TXUSER_EXPORT_MTAG_EXPORT_COMM_FAILED .....	116
2.2.8.2.2.4	CONNTYPE_TXUSER_IMPORT.....	116
2.2.8.2.2.4.1	TXUSER_IMPORT_MTAG_ABORT .....	116
2.2.8.2.2.4.2	TXUSER_IMPORT_MTAG_ABORT_TOO_LATE.....	117
2.2.8.2.2.4.3	TXUSER_IMPORT_MTAG_IMPORT.....	118
2.2.8.2.2.4.4	TXUSER_IMPORT_MTAG_IMPORT_TX_NOT_FOUND.....	119
2.2.8.2.2.4.5	TXUSER_IMPORT_MTAG_IMPORTED.....	119
2.2.8.2.2.4.6	TXUSER_IMPORT_MTAG_REQUEST_COMPLETED.....	120
2.2.8.2.2.5	CONNTYPE_TXUSER_IMPORT2 .....	120
2.2.8.2.2.5.1	TXUSER_IMPORT2_MTAG_ABORT .....	120
2.2.8.2.2.5.2	TXUSER_IMPORT2_MTAG_IMPORT .....	121
2.2.8.2.2.5.3	TXUSER_IMPORT2_MTAG_IMPORT_WITH_SET .....	122
2.2.8.2.2.5.4	TXUSER_IMPORT2_MTAG_SINK_ERROR .....	123

2.2.8.2.2.5.5 TXUSER_IMPORT2_MTAG_SINK_IMPORTED .....	124
2.2.8.3 Transaction Administration .....	124
2.2.8.3.1 CONNTYPE_TXUSER_GETTXDETAILS .....	124
2.2.8.3.1.1 TXUSER_GETTXDETAILS_MTAG_GET .....	125
2.2.8.3.1.2 TXUSER_GETTXDETAILS_MTAG_GOTIT .....	125
2.2.8.3.1.3 TXUSER_GETTXDETAILS_MTAG_TX_NOT_FOUND.....	127
2.2.8.3.2 CONNTYPE_TXUSER_RESOLVE.....	127
2.2.8.3.2.1 TXUSER_RESOLVE_MTAG_ACCESSDENIED.....	128
2.2.8.3.2.2 TXUSER_RESOLVE_MTAG_CHILD_ABORT.....	128
2.2.8.3.2.3 TXUSER_RESOLVE_MTAG_CHILD_COMMIT.....	129
2.2.8.3.2.4 TXUSER_RESOLVE_MTAG_CHILD_NOT_PREPARED.....	130
2.2.8.3.2.5 TXUSER_RESOLVE_MTAG_FORGET_COMMITTED.....	130
2.2.8.3.2.6 TXUSER_RESOLVE_MTAG_FORGET_TX_NOT_COMMITTED.....	131
2.2.8.3.2.7 TXUSER_RESOLVE_MTAG_REQUEST_COMPLETE.....	131
2.2.8.3.2.8 TXUSER_RESOLVE_MTAG_NOT_CHILD.....	132
2.2.8.3.2.9 TXUSER_RESOLVE_MTAG_TX_NOT_FOUND.....	132
2.2.8.3.3 CONNTYPE_TXUSER_SETTETIMEOUT.....	133
2.2.8.3.3.1 TXUSER_SETTETIMEOUT_MTAG_TX_NOT_FOUND.....	133
2.2.8.3.4 CONNTYPE_TXUSER_SETTETIMEOUT2.....	134
2.2.8.3.5 CONNTYPE_TXUSER_TRACE.....	134
2.2.8.3.5.1 TXUSER_TRACE_MTAG_DUMP_TRANSACTION.....	134
2.2.8.3.5.2 TXUSER_TRACE_MTAG_REQUEST_COMPLETE.....	135
2.2.8.3.5.3 TXUSER_TRACE_MTAG_REQUEST_FAILED.....	135
2.2.8.3.5.4 TXUSER_TRACE_MTAG_TX_NOT_FOUND.....	136
2.2.8.4 Transaction Manager Administration .....	136
2.2.8.4.1 CONNTYPE_TXUSER_GETSECURITYFLAGS.....	136
2.2.8.4.1.1 TXUSER_GETSECURITYFLAGS_MTAG_FETCHED.....	137
2.2.8.4.1.2 TXUSER_GETSECURITYFLAGS_MTAG_GETSECURITYFLAGS.....	137
2.2.9 Connection Types Relevant to Transaction Managers .....	138
2.2.9.1 Transaction Propagation and Coordination .....	138
2.2.9.1.1 Push Propagation .....	138
2.2.9.1.1.1 CONNTYPE_PARTNERTM_PROPAGATE .....	138
2.2.9.1.1.1.1 PARTNERTM_PROPAGATE_MTAG_PROPAGATE .....	138
2.2.9.1.1.1.2 PARTNERTM_PROPAGATE_MTAG_PROPAGATED.....	140
2.2.9.1.1.1.3 PARTNERTM_PROPAGATE_MTAG_DUPLICATE.....	140
2.2.9.1.1.1.4 PARTNERTM_PROPAGATE_MTAG_NO_MEM.....	141
2.2.9.1.1.1.5 PARTNERTM_PROPAGATE_MTAG_LOG_FULL.....	141
2.2.9.1.1.1.6 PARTNERTM_PROPAGATE_MTAG_PREPAREREQ.....	142
2.2.9.1.1.1.7 PARTNERTM_PROPAGATE_MTAG_PREPAREREQDONE.....	142
2.2.9.1.1.1.8 PARTNERTM_PROPAGATE_MTAG_PROTOCOL_ERROR.....	143
2.2.9.1.1.1.9 PARTNERTM_PROPAGATE_MTAG_COMMITREQ.....	144
2.2.9.1.1.1.10 PARTNERTM_PROPAGATE_MTAG_COMMITREQDONE.....	144
2.2.9.1.1.1.11 PARTNERTM_PROPAGATE_MTAG_ABORTREQ.....	145
2.2.9.1.1.1.12 PARTNERTM_PROPAGATE_MTAG_ABORTREQDONE.....	145
2.2.9.1.1.1.13 PARTNERTM_PROPAGATE_MTAG_ABORTNOTIFY.....	146
2.2.9.1.1.1.14 PARTNERTM_PROPAGATE_MTAG_PHASE0REGISTER.....	147
2.2.9.1.1.1.15 PARTNERTM_PROPAGATE_MTAG_PHASE0REGISTERED.....	147
2.2.9.1.1.1.16 PARTNERTM_PROPAGATE_MTAG_PHASE0REGISTRATIONREJECT ED.....	148
2.2.9.1.1.1.17 PARTNERTM_PROPAGATE_MTAG_PHASE0.....	148
2.2.9.1.1.1.18 PARTNERTM_PROPAGATE_MTAG_PHASE0COMPLETE.....	149
2.2.9.1.2 Pull Propagation .....	149

2.2.9.1.2.1	CONNTYPE_PARTNERTM_BRANCH .....	149
2.2.9.1.2.1.1	PARTNERTM_BRANCH_MTAG_BRANCH_LOG_FULL .....	150
2.2.9.1.2.1.2	PARTNERTM_BRANCH_MTAG_BRANCH_NO_MEM .....	150
2.2.9.1.2.1.3	PARTNERTM_BRANCH_MTAG_BRANCH_TOO_LATE .....	151
2.2.9.1.2.1.4	PARTNERTM_BRANCH_MTAG_BRANCH_TOO_MANY .....	151
2.2.9.1.2.1.5	PARTNERTM_BRANCH_MTAG_BRANCH_TX_NOT_FOUND .....	152
2.2.9.1.2.1.6	PARTNERTM_BRANCH_MTAG_BRANCHED .....	152
2.2.9.1.2.1.7	PARTNERTM_BRANCH_MTAG_BRANCHING .....	153
2.2.9.2	Transaction Recovery .....	153
2.2.9.2.1	Subordinate-Driven .....	153
2.2.9.2.1.1	CONNTYPE_PARTNERTM_CHECKABORT .....	153
2.2.9.2.1.1.1	PARTNERTM_CHECKABORT_MTAG_CHECK .....	154
2.2.9.2.1.1.2	PARTNERTM_CHECKABORT_MTAG_ABORTED .....	154
2.2.9.2.1.1.3	PARTNERTM_CHECKABORT_MTAG_RETRY .....	155
2.2.9.2.2	Superior-Driven .....	155
2.2.9.2.2.1	CONNTYPE_PARTNERTM_REDELIVERCOMMIT .....	155
2.2.9.2.2.1.1	PARTNERTM_REDELIVERCOMMIT_MTAG_COMMITREQ .....	156
2.2.9.2.2.1.2	PARTNERTM_REDELIVERCOMMIT_MTAG_COMMITREQDONE .....	156
2.2.9.2.2.1.3	PARTNERTM_REDELIVERCOMMIT_MTAG_RETRY .....	157
2.2.10	Connection Types Relevant to Resource Managers .....	157
2.2.10.1	Resource Manager Registration .....	157
2.2.10.1.1	CONNTYPE_TXUSER_RESOURCEMANAGER .....	157
2.2.10.1.1.1	TXUSER_RESOURCEMANAGER_MTAG_CREATE .....	158
2.2.10.1.1.2	TXUSER_RESOURCEMANAGER_MTAG_DUPLICATE .....	159
2.2.10.1.1.3	TXUSER_RESOURCEMANAGER_MTAG_REENLISTMENTCOMPLETE .....	159
2.2.10.1.1.4	TXUSER_RESOURCEMANAGER_MTAG_REQUEST_COMPLETE .....	160
2.2.10.1.2	CONNTYPE_TXUSER_RESOURCEMANAGERINTERNAL .....	160
2.2.10.1.2.1	TXUSER_RESOURCEMANAGERINTERNAL_MTAG_DUPLICATED ED .....	161
2.2.10.2	Transaction Coordination .....	161
2.2.10.2.1	CONNTYPE_TXUSER_PHASE0 .....	161
2.2.10.2.1.1	TXUSER_PHASE0_MTAG_CREATE .....	161
2.2.10.2.1.2	TXUSER_PHASE0_MTAG_CREATE_TOO_LATE .....	162
2.2.10.2.1.3	TXUSER_PHASE0_MTAG_CREATE_TX_NOT_FOUND .....	163
2.2.10.2.1.4	TXUSER_PHASE0_MTAG_CREATED .....	163
2.2.10.2.1.5	TXUSER_PHASE0_MTAG_PHASE0REQ .....	164
2.2.10.2.1.6	TXUSER_PHASE0_MTAG_PHASE0REQ_ABORT .....	164
2.2.10.2.1.7	TXUSER_PHASE0_MTAG_PHASE0REQDONE .....	165
2.2.10.2.1.8	TXUSER_PHASE0_MTAG_UNENLIST .....	165
2.2.10.2.2	CONNTYPE_TXUSER_ENLISTMENT .....	166
2.2.10.2.2.1	TXUSER_ENLISTMENT_MTAG_ABORTREQ .....	166
2.2.10.2.2.2	TXUSER_ENLISTMENT_MTAG_ABORTREQDONE .....	167
2.2.10.2.2.3	TXUSER_ENLISTMENT_MTAG_COMMITREQ .....	167
2.2.10.2.2.4	TXUSER_ENLISTMENT_MTAG_COMMITREQDONE .....	168
2.2.10.2.2.5	TXUSER_ENLISTMENT_MTAG_ENLIST .....	168
2.2.10.2.2.6	TXUSER_ENLISTMENT_MTAG_ENLIST_LOG_FULL .....	169
2.2.10.2.2.7	TXUSER_ENLISTMENT_MTAG_ENLIST_TOO_LATE .....	170
2.2.10.2.2.8	TXUSER_ENLISTMENT_MTAG_ENLIST_TOO_MANY .....	171
2.2.10.2.2.9	TXUSER_ENLISTMENT_MTAG_ENLIST_TX_NOT_FOUND .....	171
2.2.10.2.2.10	TXUSER_ENLISTMENT_MTAG_ENLISTED .....	172
2.2.10.2.2.11	TXUSER_ENLISTMENT_MTAG_PREPAREREQ .....	172
2.2.10.2.2.12	TXUSER_ENLISTMENT_MTAG_PREPAREREQDONE .....	173

2.2.10.3	Transaction Recovery .....	174
2.2.10.3.1	CONNTYPE_TXUSER_REENLIST .....	174
2.2.10.3.1.1	TXUSER_REENLIST_MTAG_REENLIST .....	174
2.2.10.3.1.2	TXUSER_REENLIST_MTAG_REENLIST_ABORTED .....	175
2.2.10.3.1.3	TXUSER_REENLIST_MTAG_REENLIST_COMMITTED .....	176
2.2.10.3.1.4	TXUSER_REENLIST_MTAG_REENLIST_TIMEOUT .....	176
2.2.10.4	Voting .....	177
2.2.10.4.1	CONNTYPE_TXUSER_VOTER .....	177
2.2.10.4.1.1	TXUSER_STATUS_MTAG_ABORTED .....	177
2.2.10.4.1.2	TXUSER_STATUS_MTAG_COMMITTED .....	177
2.2.10.4.1.3	TXUSER_STATUS_MTAG_INDOUBT .....	178
2.2.10.4.1.4	TXUSER_VOTER_MTAG_CREATE .....	178
2.2.10.4.1.5	TXUSER_VOTER_MTAG_CREATE_TOO_LATE .....	179
2.2.10.4.1.6	TXUSER_VOTER_MTAG_CREATE_TX_NOT_FOUND .....	180
2.2.10.4.1.7	TXUSER_VOTER_MTAG_CREATED .....	180
2.2.10.4.1.8	TXUSER_VOTER_MTAG_VOTEREQ .....	181
2.2.10.4.1.9	TXUSER_VOTER_MTAG_VOTEREQDONE .....	181
<b>3</b>	<b>Protocol Details .....</b>	<b>183</b>
3.1	Common Details .....	183
3.1.1	Abstract Data Model .....	183
3.1.1.1	Converting a Name Object to an OLETX_TM_ADDR Structure .....	184
3.1.1.2	Converting an OLETX_TM_ADDR Structure to a Name Object .....	185
3.1.1.3	Converting a Name Object to a NAMEOBJECTBLOB Structure .....	185
3.1.1.4	Converting a NAMEOBJECTBLOB Structure to a Name Object .....	185
3.1.2	Timers .....	185
3.1.3	Initialization .....	185
3.1.3.1	Enlistment Object Initialization .....	186
3.1.4	Protocol Versioning Details .....	186
3.1.4.1	Supporting a Protocol Version .....	186
3.1.4.2	Negotiating a Common Protocol Version .....	186
3.1.4.3	Using the Negotiated Protocol Version .....	187
3.1.5	Higher-Layer Triggered Events .....	187
3.1.6	Processing Events and Sequencing Rules .....	187
3.1.7	Timer Events .....	188
3.1.8	Other Local Events .....	188
3.1.8.1	Initiate Connection .....	188
3.1.8.2	Disconnect Connection .....	189
3.1.8.3	Connection Disconnected .....	189
3.1.8.4	Receiving a Message .....	189
3.2	Core Transaction Manager Facet Details .....	190
3.2.1	Abstract Data Model .....	190
3.2.1.1	Versioning .....	192
3.2.1.2	Transaction Logging .....	193
3.2.1.3	Transaction States .....	193
3.2.1.3.1	Idle .....	196
3.2.1.3.2	Active .....	197
3.2.1.3.3	Phase Zero .....	197
3.2.1.3.4	Phase Zero Complete .....	198
3.2.1.3.5	Voting .....	198
3.2.1.3.6	Voting Complete .....	198
3.2.1.3.7	Phase One .....	199
3.2.1.3.8	Phase One Complete .....	199

3.2.1.3.9	Single Phase Commit	199
3.2.1.3.10	Committing	199
3.2.1.3.11	Aborting	199
3.2.1.3.12	In Doubt	200
3.2.1.3.13	Failed to Notify	200
3.2.1.3.14	Ended	200
3.2.1.4	Transaction Manager Facets	200
3.2.1.5	Protocol Extension Objects	201
3.2.2	Timers	201
3.2.2.1	Transaction Timeout Timer	201
3.2.3	Initialization	202
3.2.3.1	Transaction Object Initialization	204
3.2.3.2	Durable Log	204
3.2.3.3	Transaction Recovery	204
3.2.4	Higher-Layer Triggered Events	205
3.2.5	Processing Events and Sequencing Rules	205
3.2.6	Timer Events	205
3.2.6.1	Transaction Timeout Timer	205
3.2.7	Other Local Events	206
3.2.7.1	Associate Transaction	206
3.2.7.2	Begin Commit	206
3.2.7.3	Begin In Doubt	207
3.2.7.4	Begin Phase One	207
3.2.7.5	Begin Phase Zero	208
3.2.7.6	Begin Rollback	208
3.2.7.7	Begin Voting	209
3.2.7.8	Branch Transaction Failure	209
3.2.7.9	Branch Transaction Success	210
3.2.7.10	Create Phase Zero Enlistment	210
3.2.7.11	Create Subordinate Enlistment	211
3.2.7.12	Create Superior Enlistment	212
3.2.7.13	Create Transaction	212
3.2.7.14	Create Voter Enlistment	214
3.2.7.15	Enlistment Commit Complete	214
3.2.7.16	Enlistment Phase One Complete	214
3.2.7.17	Enlistment Phase Zero Complete	216
3.2.7.18	Enlistment Rollback Complete	217
3.2.7.19	Enlistment Unilaterally Aborted	218
3.2.7.20	Enlistment Vote Complete	219
3.2.7.21	Export Transaction	220
3.2.7.22	Forget Transaction	221
3.2.7.23	Notify Aborted	221
3.2.7.24	Notify Recovered Transaction Committed	222
3.2.7.25	Phase One Completed	222
3.2.7.26	Propagate Transaction Failure	223
3.2.7.27	Propagate Transaction Success	224
3.2.7.28	Register Phase Zero Failure	224
3.2.7.29	Register Phase Zero Success	225
3.2.7.30	Resolve Transaction	225
3.2.7.31	Set Transaction Attributes	226
3.2.7.32	Set Transaction Timeout	227
3.2.7.33	Request Transaction Outcome	227
3.2.7.34	Unenlist Phase Zero Enlistment	228

3.2.7.35	Voting Complete .....	228
3.3	Application Details .....	229
3.3.1	Abstract Data Model .....	229
3.3.1.1	CONNTYPE_TXUSER_BEGINNER Initiator States .....	230
3.3.1.1.1	Idle .....	231
3.3.1.1.2	Awaiting Begin Response .....	232
3.3.1.1.3	Processing Transaction.....	232
3.3.1.1.4	Awaiting Commit Response .....	232
3.3.1.1.5	Awaiting Abort Response.....	232
3.3.1.1.6	Ended .....	232
3.3.1.2	CONNTYPE_TXUSER_BEGIN2 Initiator States .....	232
3.3.1.2.1	Idle .....	233
3.3.1.2.2	Awaiting Begin Response .....	233
3.3.1.2.3	Processing Transaction.....	234
3.3.1.2.4	Awaiting Set Timeout Response .....	234
3.3.1.2.5	Awaiting Commit Response .....	234
3.3.1.2.6	Awaiting Abort Response.....	234
3.3.1.2.7	Ended .....	234
3.3.1.3	CONNTYPE_TXUSER_PROMOTE Initiator States .....	234
3.3.1.3.1	Idle .....	235
3.3.1.3.2	Awaiting Promote Response.....	235
3.3.1.3.3	Processing Transaction.....	236
3.3.1.3.4	Awaiting Set Timeout Response .....	236
3.3.1.3.5	Awaiting Commit Response .....	236
3.3.1.3.6	Awaiting Abort Response.....	236
3.3.1.3.7	Ended .....	236
3.3.1.4	CONNTYPE_TXUSER_ASSOCIATE Initiator States.....	236
3.3.1.4.1	Idle .....	237
3.3.1.4.2	Awaiting Associate Response .....	237
3.3.1.4.3	Active .....	237
3.3.1.4.4	Ended .....	238
3.3.1.5	CONNTYPE_TXUSER_EXTENDWHEREABOUTS Initiator States.....	238
3.3.1.5.1	Idle .....	239
3.3.1.5.2	Awaiting Get Response .....	239
3.3.1.5.3	Ended .....	239
3.3.1.6	CONNTYPE_TXUSER_IMPORT Initiator States .....	239
3.3.1.6.1	Idle .....	240
3.3.1.6.2	Awaiting Import Response.....	240
3.3.1.6.3	Transaction Import Successful .....	241
3.3.1.6.4	Awaiting Abort Response.....	241
3.3.1.6.5	Ended .....	241
3.3.1.7	CONNTYPE_TXUSER_IMPORT2 Initiator States .....	241
3.3.1.7.1	Idle .....	242
3.3.1.7.2	Awaiting Import Response.....	242
3.3.1.7.3	Transaction Import Successful .....	243
3.3.1.7.4	Awaiting Abort Response.....	243
3.3.1.7.5	Ended .....	243
3.3.1.8	CONNTYPE_TXUSER_EXPORT Initiator States .....	243
3.3.1.8.1	Idle .....	244
3.3.1.8.2	Awaiting Create Response .....	244
3.3.1.8.3	Connection Active .....	245
3.3.1.8.4	Awaiting Export Response .....	245
3.3.1.8.5	Ended .....	245

3.3.1.9	CONNTYPE_TXUSER_EXPORT2 Initiator States .....	245
3.3.1.9.1	Idle .....	246
3.3.1.9.2	Awaiting Create Response .....	246
3.3.1.9.3	Connection Active .....	246
3.3.1.9.4	Awaiting Export Response .....	247
3.3.1.9.5	Ended .....	247
3.3.1.10	CONNTYPE_TXUSER_GETTXDETAILS Initiator States .....	247
3.3.1.10.1	Idle .....	248
3.3.1.10.2	Awaiting Response .....	248
3.3.1.10.3	Ended .....	248
3.3.1.11	CONNTYPE_TXUSER_RESOLVE Initiator States .....	249
3.3.1.11.1	Idle .....	250
3.3.1.11.2	Awaiting Abort Response .....	250
3.3.1.11.3	Awaiting Forget Response.....	251
3.3.1.11.4	Awaiting Commit Response.....	251
3.3.1.11.5	Ended .....	251
3.3.1.12	CONNTYPE_TXUSER_SETTXTIMEOUT Initiator States .....	251
3.3.1.12.1	Idle .....	252
3.3.1.12.2	Awaiting Set Timeout Response.....	252
3.3.1.12.3	Ended .....	252
3.3.1.13	CONNTYPE_TXUSER_SETTXTIMEOUT2 Initiator States.....	253
3.3.1.13.1	Idle .....	253
3.3.1.13.2	Awaiting Set Timeout Response.....	253
3.3.1.13.3	Ended .....	254
3.3.1.14	CONNTYPE_TXUSER_TRACE Initiator States .....	254
3.3.1.14.1	Idle .....	255
3.3.1.14.2	Awaiting Trace Response.....	255
3.3.1.14.3	Ended .....	255
3.3.1.15	CONNTYPE_TXUSER_GETSECURITYFLAGS Initiator States .....	255
3.3.1.15.1	Idle .....	256
3.3.1.15.2	Awaiting Get Response.....	256
3.3.1.15.3	Ended .....	256
3.3.2	Timers .....	256
3.3.3	Initialization .....	257
3.3.4	Higher-Layer Triggered Events.....	257
3.3.4.1	Beginning a Transaction .....	257
3.3.4.1.1	Beginning a Transaction Using CONNTYPE_TXUSER_BEGIN2 .....	258
3.3.4.1.2	Beginning a Transaction Using CONNTYPE_TXUSER_BEGINNER .....	258
3.3.4.1.3	Beginning a Transaction Using CONNTYPE_TXUSER_PROMOTE .....	258
3.3.4.2	Changing a Transaction Timeout.....	259
3.3.4.2.1	Changing a Transaction Timeout Using CONNTYPE_TXUSER_SETTXTIMEOUT .....	259
3.3.4.2.2	Querying Transaction Manager's Support for Modifying a Transaction Timeout Using CONNTYPE_TXUSER_SETTXTIMEOUT2 .....	260
3.3.4.3	Obtaining a Propagation Token for a Transaction .....	260
3.3.4.4	Creating an Export Connection .....	261
3.3.4.5	Generating Trace Records for a Transaction Using CONNTYPE_TXUSER_TRACE .....	262
3.3.4.6	Importing a Transaction .....	263
3.3.4.6.1	Importing a Transaction Using CONNTYPE_TXUSER_IMPORT .....	263
3.3.4.6.2	Importing a Transaction Using CONNTYPE_TXUSER_IMPORT2 .....	264
3.3.4.7	Importing a Transaction with Additional Transaction Attributes.....	264
3.3.4.8	Initiating Transaction Commit .....	265

3.3.4.8.1	Commit a Transaction Using CONNTYPE_TXUSER_BEGIN2 .....	265
3.3.4.8.2	Commit a Transaction Using CONNTYPE_TXUSER_BEGINNER .....	265
3.3.4.8.3	Commit a Transaction Using CONNTYPE_TXUSER_PROMOTE .....	266
3.3.4.9	Initiating Transaction Rollback.....	266
3.3.4.9.1	Abort a Transaction Using CONNTYPE_TXUSER_BEGIN2 .....	267
3.3.4.9.2	Abort a Transaction Using CONNTYPE_TXUSER_BEGINNER.....	267
3.3.4.9.3	Abort a Transaction Using CONNTYPE_TXUSER_IMPORT.....	267
3.3.4.9.4	Abort a Transaction Using CONNTYPE_TXUSER_IMPORT2 .....	268
3.3.4.9.5	Roll Back a Transaction Using CONNTYPE_TXUSER_PROMOTE.....	268
3.3.4.10	Obtaining Extended Whereabouts Using CONNTYPE_TXUSER_EXTENDEDWHEREABOUTS .....	268
3.3.4.11	Obtaining the Security Configuration of the Transaction Manager Using CONNTYPE_TXUSER_GETSECURITYFLAGS .....	268
3.3.4.11.1	Obtaining the Details for a Transaction.....	269
3.3.4.12	Pulling a Transaction .....	269
3.3.4.13	Push a Transaction Using an Existing Export Connection .....	270
3.3.4.14	Obtaining a Transaction Cookie Using an Existing Export Connection .....	270
3.3.4.15	Resolving a Transaction .....	271
3.3.5	Processing Events and Sequencing Rules.....	272
3.3.5.1	Transaction Initiation and Completion .....	272
3.3.5.1.1	CONNTYPE_TXUSER_BEGINNER as Initiator .....	272
3.3.5.1.1.1	Receiving a TXUSER_BEGINNER_MTAG_BEGUN Message.....	272
3.3.5.1.1.2	Receiving a TXUSER_BEGINNER_MTAG_BEGIN_NO_MEM or TXUSER_BEGINNER_MTAG_BEGIN_LOG_FULL Message .....	272
3.3.5.1.1.3	Receiving a TXUSER_BEGINNER_MTAG_REQUEST_COMPLETED Message .....	272
3.3.5.1.1.4	Receiving a TXUSER_BEGINNER_MTAG_COMMIT_TOO_LATE Message .....	273
3.3.5.1.1.5	Receiving a TXUSER_BEGINNER_MTAG_COMMIT_INDOUBT Message .....	273
3.3.5.1.1.6	Connection Disconnected.....	273
3.3.5.1.2	CONNTYPE_TXUSER_BEGIN2 as Initiator .....	274
3.3.5.1.2.1	Receiving a TXUSER_BEGIN2_MTAG_SINK_BEGUN Message.....	274
3.3.5.1.2.2	Receiving a TXUSER_SETTXTIMEOUT_MTAG_REQUEST_COMPLETE Message .....	274
3.3.5.1.2.3	Receiving a TXUSER_SETTXTIMEOUT_MTAG_TOO_LATE Message.....	274
3.3.5.1.2.4	Receiving a TXUSER_SETTXTIMEOUT_MTAG_TX_NOT_FOUND Message .....	275
3.3.5.1.2.5	Receiving a TXUSER_BEGIN2_MTAG_SINK_ERROR Message .....	275
3.3.5.1.2.6	Connection Disconnected.....	276
3.3.5.1.3	CONNTYPE_TXUSER_PROMOTE as Initiator.....	276
3.3.5.1.3.1	Receiving a TXUSER_BEGIN2_MTAG_SINK_BEGUN Message .....	276
3.3.5.1.3.2	Receiving a TXUSER_BEGIN2_MTAG_SINK_ERROR Message .....	277
3.3.5.2	Transaction Propagation .....	277
3.3.5.2.1	Pull Propagation .....	277
3.3.5.2.1.1	CONNTYPE_TXUSER_ASSOCIATE as Initiator .....	277
3.3.5.2.1.1.1	Receiving a TXUSER_ASSOCIATE_MTAG_ASSOCIATED Message .....	277
3.3.5.2.1.1.2	Receiving Other TXUSER_ASSOCIATE_MTAG Messages.....	278
3.3.5.2.1.1.3	Receiving a TXUSER_IMPORT2_MTAG_SINK_ERROR Message.....	278
3.3.5.2.1.1.4	Connection Disconnected .....	279
3.3.5.2.2	Push Propagation .....	279
3.3.5.2.2.1	CONNTYPE_TXUSER_EXTENDEDWHEREABOUTS as Initiator.....	279
3.3.5.2.2.1.1	Receiving a TXUSER_EXTENDEDWHEREABOUTS_MTAG_GOT Message.....	279

3.3.5.2.2.1.2	Receiving a TXUSER_EXTENDEDWHEREABOUTS_MTAG_NOMEM Message.....	279
3.3.5.2.2.1.3	CONNTYPE_TXUSER_EXTENDEDWHEREABOUTS Connection Disconnected .....	280
3.3.5.2.2.2	CONNTYPE_TXUSER_EXPORT as Initiator.....	280
3.3.5.2.2.2.1	Receiving a TXUSER_EXPORT_MTAG_CREATED Message.....	280
3.3.5.2.2.2.2	Receiving a TXUSER_EXPORT_MTAG_CREATE_BAD_TMADDR or TXUSER_EXPORT_MTAG_CREATE_NET_TX_DISABLED Message...	280
3.3.5.2.2.2.3	Receiving a TXUSER_EXPORT_MTAG_EXPORTED Message.....	280
3.3.5.2.2.2.4	Receiving a TXUSER_EXPORT_MTAG_EXPORT_LOG_FULL, TXUSER_EXPORT_MTAG_EXPORT_NO_MEM, TXUSER_EXPORT_MTAG_EXPORT_TOO_LATE, TXUSER_EXPORT_MTAG_EXPORT_TOO_MANY, or TXUSER_EXPORT_MTAG_EXPORT_NOT_FOUND Message .....	281
3.3.5.2.2.2.5	CONNTYPE_TXUSER_EXPORT Connection Disconnected .....	281
3.3.5.2.2.3	CONNTYPE_TXUSER_EXPORT2 as Initiator.....	281
3.3.5.2.2.3.1	Receiving a TXUSER_EXPORT_MTAG_CREATED Message.....	281
3.3.5.2.2.3.2	Receiving a TXUSER_EXPORT_MTAG_CREATE_BAD_TMADDR or TXUSER_EXPORT_MTAG_CREATE_NET_TX_DISABLED Message...	282
3.3.5.2.2.3.3	Receiving a TXUSER_EXPORT_MTAG_EXPORTED Message.....	282
3.3.5.2.2.3.4	Receiving a TXUSER_EXPORT_MTAG_EXPORT_LOG_FULL, TXUSER_EXPORT_MTAG_EXPORT_NO_MEM, TXUSER_EXPORT_MTAG_EXPORT_TOO_LATE, TXUSER_EXPORT_MTAG_EXPORT_TOO_MANY, TXUSER_EXPORT_MTAG_EXPORT_NOT_FOUND, or TXUSER_EXPORT_MTAG_EXPORT_COMM_FAILED Message .....	282
3.3.5.2.2.3.5	CONNTYPE_TXUSER_EXPORT2 Connection Disconnected .....	282
3.3.5.2.2.4	CONNTYPE_TXUSER_IMPORT as Initiator.....	282
3.3.5.2.2.4.1	Receiving a TXUSER_IMPORT_MTAG_IMPORTED Message .....	282
3.3.5.2.2.4.2	Receiving a TXUSER_IMPORT_MTAG_IMPORT_TX_NOT_FOUND Message.....	283
3.3.5.2.2.4.3	Receiving a TXUSER_IMPORT_MTAG_ABORT_TOO_LATE message. ....	283
3.3.5.2.2.4.4	Receiving a TXUSER_IMPORT_MTAG_REQUEST_COMPLETED Message.....	283
3.3.5.2.2.4.5	Connection Disconnected .....	283
3.3.5.2.2.5	CONNTYPE_TXUSER_IMPORT2 as Initiator .....	283
3.3.5.2.2.5.1	Receiving a TXUSER_IMPORT2_MTAG_SINK_IMPORTED Message .	284
3.3.5.2.2.5.2	Receiving a TXUSER_IMPORT2_MTAG_SINK_ERROR Message.....	284
3.3.5.2.2.5.3	CONNTYPE_TXUSER_IMPORT2 Connection Disconnected.....	285
3.3.5.3	Transaction Administration .....	285
3.3.5.3.1	CONNTYPE_TXUSER_GETTXDETAILS as Initiator .....	285
3.3.5.3.1.1	Receiving a TXUSER_GETTXDETAILS_MTAG_GOTIT Message .....	285
3.3.5.3.1.2	Receiving a TXUSER_GETTXDETAILS_MTAG_TX_NOT_FOUND Message .....	285
3.3.5.3.1.3	CONNTYPE_TXUSER_GETTXDETAILS Connection Disconnected .....	286
3.3.5.3.2	CONNTYPE_TXUSER_RESOLVE as Initiator .....	286
3.3.5.3.2.1	Receiving a TXUSER_RESOLVE_MTAG_REQUEST_COMPLETE Message	286
3.3.5.3.2.2	Receiving a TXUSER_RESOLVE_MTAG_ACCESSDENIED or TXUSER_RESOLVE_MTAG_TX_NOT_FOUND Message .....	286
3.3.5.3.2.3	Receiving a TXUSER_RESOLVE_MTAG_CHILD_NOT_PREPARED or TXUSER_RESOLVE_MTAG_NOT_CHILD Message.....	286

3.3.5.3.2.4	Receiving a TXUSER_RESOLVE_MTAG_FORGET_TX_NOT_COMMITTED Message...	287
3.3.5.3.2.5	Connection Disconnected.....	287
3.3.5.3.3	CONNTYPE_TXUSER_SETTXTIMEOUT as Initiator .....	287
3.3.5.3.3.1	Receiving a TXUSER_SETTXTIMEOUT_MTAG_REQUEST_COMPLETE Message.....	287
3.3.5.3.3.2	Receiving a TXUSER_SETTXTIMEOUT_MTAG_TOO_LATE or TXUSER_SETTXTIMEOUT_MTAG_TX_NOT_FOUND Message .....	288
3.3.5.3.3.3	Connection Disconnected.....	288
3.3.5.3.4	CONNTYPE_TXUSER_SETTXTIMEOUT2 as Initiator.....	288
3.3.5.3.4.1	Receiving a TXUSER_SETTXTIMEOUT_MTAG_TX_NOT_FOUND Message.....	288
3.3.5.3.4.2	Connection Disconnected.....	289
3.3.5.3.5	CONNTYPE_TXUSER_TRACE as Initiator .....	289
3.3.5.3.5.1	Receiving a TXUSER_TRACE_MTAG_REQUEST_COMPLETE Message ....	289
3.3.5.3.5.2	Receiving a TXUSER_TRACE_MTAG_REQUEST_FAILED or TXUSER_TRACE_MTAG_TX_NOT_FOUND Message .....	289
3.3.5.3.5.3	Connection Disconnected.....	289
3.3.5.4	Transaction Manager Administration .....	290
3.3.5.4.1	CONNTYPE_TXUSER_GETSECURITYFLAGS as Initiator .....	290
3.3.5.4.1.1	Receiving a TXUSER_GETSECURITYFLAGS _MTAG_FETCHED Message	290
3.3.5.4.1.2	CONNTYPE_TXUSER_GETSECURITYFLAGS Connection Disconnected ...	290
3.3.6	Timer Events .....	290
3.3.7	Other Local Events .....	290
3.4	Transaction Manager Communicating with Application Details .....	290
3.4.1	Abstract Data Model .....	290
3.4.1.1	CONNTYPE_TXUSER_BEGINNER Acceptor States .....	291
3.4.1.1.1	Idle .....	292
3.4.1.1.2	Beginning Transaction.....	293
3.4.1.1.3	Active .....	293
3.4.1.1.4	Aborting Transaction .....	293
3.4.1.1.5	Committing Transaction .....	293
3.4.1.1.6	Ended .....	293
3.4.1.2	CONNTYPE_TXUSER_BEGIN2 Acceptor States .....	293
3.4.1.2.1	Idle .....	294
3.4.1.2.2	Beginning Transaction.....	294
3.4.1.2.3	Active .....	295
3.4.1.2.4	Modifying Timeout.....	295
3.4.1.2.5	Aborting Transaction .....	295
3.4.1.2.6	Committing Transaction .....	295
3.4.1.2.7	Ended .....	295
3.4.1.3	CONNTYPE_TXUSER_PROMOTE Acceptor States .....	295
3.4.1.3.1	Idle .....	296
3.4.1.3.2	Beginning Transaction.....	296
3.4.1.3.3	Active .....	296
3.4.1.3.4	Modifying Timeout.....	297
3.4.1.3.5	Aborting Transaction .....	297
3.4.1.3.6	Committing Transaction .....	297
3.4.1.3.7	Ended .....	297
3.4.1.4	CONNTYPE_TXUSER_ASSOCIATE Acceptor States.....	297
3.4.1.4.1	Idle .....	298
3.4.1.4.2	Processing Associate Request .....	298
3.4.1.4.3	Active .....	299

3.4.1.4.4	Ended .....	299
3.4.1.5	CONNTYPE_TXUSER_EXTENDEDWHEREABOUTS Acceptor States .....	299
3.4.1.5.1	Idle .....	300
3.4.1.5.2	Processing Inquiry .....	300
3.4.1.5.3	Ended .....	300
3.4.1.6	CONNTYPE_TXUSER_IMPORT Acceptor States .....	300
3.4.1.6.1	Idle .....	301
3.4.1.6.2	Processing Import Request .....	302
3.4.1.6.3	Active .....	302
3.4.1.6.4	Too Late to Abort .....	302
3.4.1.6.5	Processing Abort Request .....	302
3.4.1.6.6	Ended .....	302
3.4.1.7	CONNTYPE_TXUSER_IMPORT2 Acceptor States .....	302
3.4.1.7.1	Idle .....	303
3.4.1.7.2	Processing Import Request .....	303
3.4.1.7.3	Active .....	304
3.4.1.7.4	Too Late to Abort .....	304
3.4.1.7.5	Processing Abort Request .....	304
3.4.1.7.6	Ended .....	304
3.4.1.8	CONNTYPE_TXUSER_EXPORT Acceptor States .....	304
3.4.1.8.1	Idle .....	305
3.4.1.8.2	Processing Connection Request .....	305
3.4.1.8.3	Connection Active .....	306
3.4.1.8.4	Processing Push Operation Request .....	306
3.4.1.8.5	Ended .....	306
3.4.1.9	CONNTYPE_TXUSER_EXPORT2 Acceptor States .....	306
3.4.1.9.1	Idle .....	307
3.4.1.9.2	Processing Connection Request .....	307
3.4.1.9.3	Connection Active .....	307
3.4.1.9.4	Processing Push Operation Request .....	308
3.4.1.9.5	Ended .....	308
3.4.1.10	CONNTYPE_TXUSER_GETTXDETAILS Acceptor States .....	308
3.4.1.10.1	Idle .....	309
3.4.1.10.2	Processing Inquiry .....	309
3.4.1.10.3	Ended .....	309
3.4.1.11	CONNTYPE_TXUSER_RESOLVE Acceptor States .....	309
3.4.1.11.1	Idle .....	311
3.4.1.11.2	Processing Abort Request .....	311
3.4.1.11.3	Processing Forget Request .....	311
3.4.1.11.4	Processing Commit Request .....	311
3.4.1.11.5	Ended .....	311
3.4.1.12	CONNTYPE_TXUSER_SETTXTIMEOUT Acceptor States .....	311
3.4.1.12.1	Idle .....	312
3.4.1.12.2	Processing Request .....	312
3.4.1.12.3	Ended .....	312
3.4.1.13	CONNTYPE_TXUSER_SETTXTIMEOUT2 Acceptor States .....	313
3.4.1.13.1	Idle .....	314
3.4.1.13.2	Processing Request .....	314
3.4.1.13.3	Ended .....	314
3.4.1.14	CONNTYPE_TXUSER_TRACE Acceptor States .....	314
3.4.1.14.1	Idle .....	315
3.4.1.14.2	Processing Trace Request .....	315
3.4.1.14.3	Ended .....	315

3.4.1.15	CONNTYPE_TXUSER_GETSECURITYFLAGS Acceptor States .....	315
3.4.1.15.1	Idle .....	316
3.4.1.15.2	Processing Request.....	316
3.4.1.15.3	Ended .....	317
3.4.2	Timers .....	317
3.4.3	Initialization .....	317
3.4.4	Higher-Layer Triggered Events.....	318
3.4.5	Processing Events and Sequencing Rules.....	318
3.4.5.1	Transaction Initiation and Completion .....	318
3.4.5.1.1	CONNTYPE_TXUSER_BEGINNER as Acceptor.....	318
3.4.5.1.1.1	Receiving a TXUSER_BEGINNER_MTAG_BEGIN Message .....	318
3.4.5.1.1.2	Receiving a TXUSER_BEGINNER_MTAG_COMMIT Message.....	319
3.4.5.1.1.3	Receiving a TXUSER_BEGINNER_MTAG_ABORT Message.....	319
3.4.5.1.1.4	Connection Disconnected.....	320
3.4.5.1.2	CONNTYPE_TXUSER_BEGIN2 as Acceptor.....	320
3.4.5.1.2.1	Receiving a TXUSER_BEGIN2_MTAG_BEGIN Message .....	320
3.4.5.1.2.2	Receiving a TXUSER_SETTXXTIMEOUT_MTAG_SETTXXTIMEOUT Message .....	321
3.4.5.1.2.3	Receiving a TXUSER_BEGIN2_MTAG_COMMIT Message.....	321
3.4.5.1.2.4	Receiving a TXUSER_BEGIN2_MTAG_ABORT Message.....	322
3.4.5.1.2.5	Connection Disconnected.....	322
3.4.5.1.3	CONNTYPE_TXUSER_PROMOTE as Acceptor.....	322
3.4.5.1.3.1	Receiving a TXUSER_BEGINNER_MTAG_PROMOTE Message.....	322
3.4.5.1.3.2	Receiving a TXUSER_SETTXXTIMEOUT_MTAG_SETTXXTIMEOUT, TXUSER_BEGIN2_MTAG_COMMIT, or TXUSER_BEGIN2_MTAG_ABORT Message .....	323
3.4.5.1.3.3	Connection Disconnected.....	323
3.4.5.2	Transaction Propagation .....	323
3.4.5.2.1	Pull Propagation .....	323
3.4.5.2.1.1	CONNTYPE_TXUSER_ASSOCIATE as Acceptor .....	323
3.4.5.2.1.1.1	Receiving a TXUSER_ASSOCIATE_MTAG_ASSOCIATE Message .....	323
3.4.5.2.1.1.2	Connection Disconnected .....	325
3.4.5.2.2	Push Propagation .....	325
3.4.5.2.2.1	CONNTYPE_TXUSER_EXTENDEDWHEREABOUTS as Acceptor.....	325
3.4.5.2.2.1.1	Receiving a TXUSER_EXTENDEDWHEREABOUTS_MTAG_GET Message.....	326
3.4.5.2.2.1.2	Connection Disconnected .....	326
3.4.5.2.2.2	CONNTYPE_TXUSER_EXPORT as Acceptor.....	326
3.4.5.2.2.2.1	Receiving a TXUSER_EXPORT_MTAG_CREATE Message.....	326
3.4.5.2.2.2.2	Receiving a TXUSER_EXPORT_MTAG_CREATE2 Message .....	327
3.4.5.2.2.2.3	Receiving a TXUSER_EXPORT_MTAG_EXPORT Message.....	328
3.4.5.2.2.2.4	Connection Disconnected .....	329
3.4.5.2.2.3	CONNTYPE_TXUSER_EXPORT2 as Acceptor.....	329
3.4.5.2.2.3.1	Receiving a TXUSER_EXPORT_MTAG_CREATE Message.....	329
3.4.5.2.2.3.2	Receiving a TXUSER_EXPORT_MTAG_CREATE2 Message .....	329
3.4.5.2.2.3.3	Receiving a TXUSER_EXPORT_MTAG_EXPORT Message.....	329
3.4.5.2.2.3.4	Connection Disconnected .....	329
3.4.5.2.2.4	CONNTYPE_TXUSER_IMPORT as Acceptor.....	329
3.4.5.2.2.4.1	Receiving a TXUSER_IMPORT_MTAG_IMPORT Message.....	329
3.4.5.2.2.4.2	Receiving a TXUSER_IMPORT_MTAG_ABORT Message .....	330
3.4.5.2.2.4.3	Connection Disconnected .....	330
3.4.5.2.2.5	CONNTYPE_TXUSER_IMPORT2 as Acceptor.....	331
3.4.5.2.2.5.1	Receiving a TXUSER_IMPORT2_MTAG_IMPORT Message .....	331

3.4.5.2.2.5.2	Receiving a TXUSER_IMPORT2_MTAG_IMPORT_WITH_SET Message.....	331
3.4.5.2.2.5.3	Receiving a TXUSER_IMPORT2_MTAG_ABORT Message .....	332
3.4.5.2.2.5.4	Connection Disconnected .....	333
3.4.5.3	Transaction Administration .....	333
3.4.5.3.1	CONNTYPE_TXUSER_GETTXDETAILS as Acceptor .....	333
3.4.5.3.1.1	Receiving a TXUSER_GETTXDETAILS_MTAG_GET Message .....	333
3.4.5.3.1.2	Connection Disconnected.....	334
3.4.5.3.2	CONNTYPE_TXUSER_RESOLVE as Acceptor .....	334
3.4.5.3.2.1	Receiving a TXUSER_RESOLVE_MTAG_CHILD_ABORT Message .....	334
3.4.5.3.2.2	Receiving a TXUSER_RESOLVE_MTAG_CHILD_COMMIT Message .....	335
3.4.5.3.2.3	Receiving a TXUSER_RESOLVE_MTAG_FORGET_COMMITTED Message .....	335
3.4.5.3.2.4	Connection Disconnected.....	336
3.4.5.3.3	CONNTYPE_TXUSER_SETTXTIMEOUT as Acceptor .....	336
3.4.5.3.3.1	Receiving a TXUSER_SETTXTIMEOUT_MTAG_SETTXTIMEOUT Message .....	336
3.4.5.3.3.2	Connection Disconnected.....	337
3.4.5.3.4	CONNTYPE_TXUSER_SETTXTIMEOUT2 as Acceptor.....	337
3.4.5.3.4.1	Receiving a TXUSER_SETTXTIMEOUT_MTAG_SETTXTIMEOUT Message .....	337
3.4.5.3.4.2	Connection Disconnected.....	337
3.4.5.3.5	CONNTYPE_TXUSER_TRACE as Acceptor .....	337
3.4.5.3.5.1	Receiving a TXUSER_TRACE_MTAG_DUMP_TRANSACTION Message....	338
3.4.5.3.5.2	Connection Disconnected.....	338
3.4.5.4	Transaction Manager Administration .....	338
3.4.5.4.1	CONNTYPE_TXUSER_GETSECURITYFLAGS as Acceptor .....	338
3.4.5.4.1.1	Receiving a TXUSER_GETSECURITYFLAGS_MTAG_GETSECURITYFLAGS Message..	338
3.4.5.4.1.2	Connection Disconnected.....	340
3.4.6	Timer Events .....	340
3.4.7	Other Local Events .....	340
3.4.7.1	Associate Transaction Failure .....	340
3.4.7.2	Associate Transaction Success.....	341
3.4.7.3	Begin Commit .....	342
3.4.7.4	Begin In Doubt.....	342
3.4.7.5	Begin Rollback.....	342
3.4.7.6	Begin Voting .....	343
3.4.7.7	Create Transaction Failure .....	343
3.4.7.8	Create Transaction Success .....	344
3.4.7.9	Create Voter Enlistment Failure .....	345
3.4.7.10	Create Voter Enlistment Success.....	345
3.4.7.11	Export Transaction Failure.....	346
3.4.7.12	Export Transaction Success .....	347
3.4.7.13	Phase One Complete .....	347
3.4.7.14	Phase Zero Complete .....	349
3.4.7.15	Register Phase Zero .....	349
3.4.7.16	Resolve Transaction Complete .....	349
3.4.7.17	Resolve Transaction Access Denied .....	350
3.4.7.18	Rollback Complete .....	351
3.4.7.19	Set Transaction Attributes Failure .....	351
3.4.7.20	Set Transaction Attributes Success.....	352
3.4.7.21	Set Transaction Timeout Failure.....	352

3.4.7.22	Set Transaction Timeout Success .....	352
3.4.7.23	Unilaterally Aborted .....	353
3.5	Resource Manager Details .....	353
3.5.1	Abstract Data Model .....	353
3.5.1.1	CONNTYPE_TXUSER_RESOURCEMANAGER Initiator States.....	354
3.5.1.1.1	Idle .....	355
3.5.1.1.2	Awaiting Create Response .....	355
3.5.1.1.3	Recovering .....	356
3.5.1.1.4	Awaiting Completion Confirmation .....	356
3.5.1.1.5	Active .....	356
3.5.1.1.6	Ended .....	356
3.5.1.2	CONNTYPE_TXUSER_RESOURCEMANAGERINTERNAL Initiator States .....	356
3.5.1.2.1	Idle .....	357
3.5.1.2.2	Awaiting Create Response .....	357
3.5.1.2.3	Recovering .....	358
3.5.1.2.4	Awaiting Completion Confirmation .....	358
3.5.1.2.5	Active .....	358
3.5.1.2.6	Ended .....	358
3.5.1.3	CONNTYPE_TXUSER_PHASE0 Initiator States .....	358
3.5.1.3.1	Idle .....	359
3.5.1.3.2	Awaiting Create Response .....	359
3.5.1.3.3	Active .....	360
3.5.1.3.4	Processing Phase Zero Request .....	360
3.5.1.3.5	Ended .....	360
3.5.1.4	CONNTYPE_TXUSER_ENLISTMENT Initiator States .....	360
3.5.1.4.1	Idle .....	361
3.5.1.4.2	Awaiting Enlistment Response.....	361
3.5.1.4.3	Active .....	362
3.5.1.4.4	Single Phase Committing.....	362
3.5.1.4.5	Preparing for Transaction Commit .....	362
3.5.1.4.6	Finalizing Abort Operations.....	362
3.5.1.4.7	Awaiting Transaction Outcome .....	362
3.5.1.4.8	Finalizing Commit Operations .....	362
3.5.1.4.9	Ended .....	362
3.5.1.5	CONNTYPE_TXUSER_REENLIST Initiator States .....	362
3.5.1.5.1	Idle .....	363
3.5.1.5.2	Awaiting Reenlist Response .....	363
3.5.1.5.3	Ended .....	364
3.5.1.6	CONNTYPE_TXUSER_VOTER Initiator States.....	364
3.5.1.6.1	Idle .....	365
3.5.1.6.2	Awaiting Creation Response.....	365
3.5.1.6.3	Active .....	366
3.5.1.6.4	Performing Transaction Operations.....	366
3.5.1.6.5	Awaiting Outcome .....	366
3.5.1.6.6	Ended .....	366
3.5.2	Timers .....	366
3.5.3	Initialization .....	366
3.5.4	Higher-Layer Triggered Events.....	367
3.5.4.1	Canceling Enlistment as a Phase Zero Participant on a Specific Transaction.....	367
3.5.4.2	Enlisting as a Phase Zero Participant on a Specific Transaction .....	367
3.5.4.3	Enlisting on a Specific Transaction .....	367
3.5.4.4	Enlistment Abort Request Completed .....	368
3.5.4.5	Enlistment Commit Request Completed .....	369

3.5.4.6	Enlistment Prepare Request Completed .....	369
3.5.4.7	Enlistment Single-Phase Commit Request Completed .....	370
3.5.4.8	Phase Zero Request Completed .....	371
3.5.4.9	Registering as a Voter on a Specific Transaction .....	371
3.5.4.10	Registering with Transaction Manager .....	372
3.5.4.10.1	Registering with Transaction Manager Using CONNTYPE_TXUSER_RESOURCEMANAGER .....	372
3.5.4.10.2	Registering with Transaction Manager Using CONNTYPE_TXUSER_RESOURCEMANAGERINTERNAL .....	372
3.5.4.11	Voter Vote Request Completed .....	373
3.5.5	Processing Events and Sequencing Rules .....	374
3.5.5.1	Resource Manager Registration .....	374
3.5.5.1.1	CONNTYPE_TXUSER_RESOURCEMANAGER as Initiator .....	374
3.5.5.1.1.1	Receiving a TXUSER_RESOURCEMANAGER_MTAG_DUPLICATE Message .....	374
3.5.5.1.1.2	Receiving a TXUSER_RESOURCEMANAGER_MTAG_REQUEST_COMPLETE Message .....	374
3.5.5.1.1.3	Connection Disconnected .....	374
3.5.5.1.2	CONNTYPE_TXUSER_RESOURCEMANAGERINTERNAL as Initiator .....	374
3.5.5.1.2.1	Receiving a TXUSER_RESOURCEMANAGER_MTAG_DUPLICATE or TXUSER_RESOURCEMANAGER_MTAG_REQUEST_COMPLETE Message .....	375
3.5.5.1.2.2	Receiving a TXUSER_RESOURCEMANAGERINTERNAL_MTAG_DUPLICATEDetect ED Message .....	375
3.5.5.1.2.3	Connection Disconnected .....	375
3.5.5.2	Transaction Coordination .....	375
3.5.5.2.1	CONNTYPE_TXUSER_PHASE0 as Initiator .....	375
3.5.5.2.1.1	Receiving a TXUSER_PHASE0_MTAG_CREATED Message .....	375
3.5.5.2.1.2	Receiving a TXUSER_PHASE0_MTAG_CREATE_TX_NOT_FOUND or TXUSER_PHASE0_MTAG_CREATE_TOO_LATE Message .....	375
3.5.5.2.1.3	Receiving a TXUSER_PHASE0_MTAG_PHASE0REQ Message .....	376
3.5.5.2.1.4	Receiving a TXUSER_PHASE0_MTAG_PHASE0REQ_ABORT Message .....	376
3.5.5.2.1.5	Connection Disconnected .....	376
3.5.5.2.2	CONNTYPE_TXUSER_ENLISTMENT as Initiator .....	376
3.5.5.2.2.1	Receiving a TXUSER_ENLISTMENT_MTAG_ENLISTED Message .....	377
3.5.5.2.2.2	Receiving a TXUSER_ENLISTMENT_MTAG_ENLIST_TX_NOT_FOUND, TXUSER_ENLISTMENT_MTAG_ENLIST_TOO_LATE, TXUSER_ENLISTMENT_MTAG_ENLIST_LOG_FULL, or TXUSER_ENLISTMENT_MTAG_ENLIST_TOO_MANY Message .....	377
3.5.5.2.2.3	Receiving a TXUSER_ENLISTMENT_MTAG_PREPAREREQ Message .....	377
3.5.5.2.2.4	Receiving a TXUSER_ENLISTMENT_MTAG_COMMITREQ Message .....	377
3.5.5.2.2.5	Receiving a TXUSER_ENLISTMENT_MTAG_ABORTREQ Message .....	378
3.5.5.2.2.6	Connection Disconnected .....	378
3.5.5.3	Transaction Recovery .....	378
3.5.5.3.1	CONNTYPE_TXUSER_REENLIST as Initiator .....	378
3.5.5.3.1.1	Receiving a TXUSER_REENLIST_MTAG_REENLIST_COMMITTED Message .....	378
3.5.5.3.1.2	Receiving a TXUSER_REENLIST_MTAG_REENLIST_ABORTED Message .....	379
3.5.5.3.1.3	Receiving a TXUSER_REENLIST_MTAG_REENLIST_TIMEOUT Message .....	379
3.5.5.3.1.4	Connection Disconnected .....	379
3.5.5.4	Voting .....	379

3.5.5.4.1	CONNTYPE_TXUSER_VOTER as Initiator .....	379
3.5.5.4.1.1	Receiving a TXUSER_VOTER_MTAG_CREATED Message .....	379
3.5.5.4.1.2	Receiving a TXUSER_VOTER_MTAG_CREATE_TX_NOT_FOUND or TXUSER_VOTER_MTAG_CREATE_TOO_LATE Message .....	380
3.5.5.4.1.3	Receiving a TXUSER_VOTER_MTAG_VOTEREQ Message .....	380
3.5.5.4.1.4	Receiving a TXUSER_STATUS_MTAG_COMMITTED Message .....	380
3.5.5.4.1.5	Receiving a TXUSER_STATUS_MTAG_ABORTED Message .....	380
3.5.5.4.1.6	Receiving a TXUSER_STATUS_MTAG_INDOUBT Message .....	381
3.5.5.4.1.7	Connection Disconnected .....	381
3.5.6	Timer Events .....	381
3.5.7	Other Local Events .....	381
3.5.7.1	Recover Transaction .....	381
3.5.7.2	Recover Transactions .....	382
3.5.7.3	Reenlistment Complete .....	382
3.5.7.4	Transaction Manager Down .....	382
3.5.7.5	Reenlistment Timeout .....	382
3.6	Transaction Manager Communicating with Resource Manager Facet Details .....	383
3.6.1	Abstract Data Model .....	383
3.6.1.1	CONNTYPE_TXUSER_RESOURCEMANAGER Acceptor States .....	383
3.6.1.1.1	Idle .....	384
3.6.1.1.2	Creating .....	385
3.6.1.1.3	Reenlisting .....	385
3.6.1.1.4	Active .....	385
3.6.1.1.5	Ended .....	385
3.6.1.2	CONNTYPE_TXUSER_RESOURCEMANAGERINTERNAL Acceptor States .....	385
3.6.1.2.1	Idle .....	386
3.6.1.2.2	Creating .....	386
3.6.1.2.3	Reenlisting .....	386
3.6.1.2.4	Active .....	387
3.6.1.2.5	Ended .....	387
3.6.1.3	CONNTYPE_TXUSER_PHASE0 Acceptor States .....	387
3.6.1.3.1	Idle .....	388
3.6.1.3.2	Awaiting Create Response .....	388
3.6.1.3.3	Active .....	389
3.6.1.3.4	Awaiting Phase Zero Response .....	389
3.6.1.3.5	Ended .....	389
3.6.1.4	CONNTYPE_TXUSER_ENLISTMENT Acceptor States .....	389
3.6.1.4.1	Idle .....	391
3.6.1.4.2	Processing Enlistment Request .....	391
3.6.1.4.3	Active .....	392
3.6.1.4.4	Awaiting Single-Phase Commit Response .....	392
3.6.1.4.5	Awaiting Prepare Response .....	392
3.6.1.4.6	Awaiting Prepare Response Aborted .....	392
3.6.1.4.7	Prepared .....	392
3.6.1.4.8	Awaiting Commit Response .....	392
3.6.1.4.9	Awaiting Abort Response .....	392
3.6.1.4.10	Ended .....	392
3.6.1.5	CONNTYPE_TXUSER_REENLIST Acceptor States .....	393
3.6.1.5.1	Idle .....	393
3.6.1.5.2	Processing Reenlist Request .....	394
3.6.1.5.3	Ended .....	394
3.6.1.6	CONNTYPE_TXUSER_VOTER Acceptor States .....	394
3.6.1.6.1	Idle .....	395

3.6.1.6.2	Create Voter .....	395
3.6.1.6.3	Active .....	396
3.6.1.6.4	Awaiting Voter Response .....	396
3.6.1.6.5	Awaiting Outcome .....	396
3.6.1.6.6	Ended .....	396
3.6.2	Timers .....	396
3.6.2.1	Reenlist Time-Out Timer .....	396
3.6.3	Initialization .....	397
3.6.4	Higher-Layer Triggered Events .....	397
3.6.5	Processing Events and Sequencing Rules .....	397
3.6.5.1	Resource Manager Registration .....	397
3.6.5.1.1	CONNTYPE_TXUSER_RESOURCEMANAGER as Acceptor .....	397
3.6.5.1.1.1	Receiving a TXUSER_RESOURCEMANAGER_MTAG_CREATE Message .....	397
3.6.5.1.1.2	Receiving a TXUSER_RESOURCEMANAGER_MTAG_REENLISTMENTCOMPLETE Message .....	398
3.6.5.1.1.3	Connection Disconnected .....	398
3.6.5.1.2	CONNTYPE_TXUSER_RESOURCEMANAGERINTERNAL as Acceptor .....	398
3.6.5.1.2.1	Receiving a TXUSER_RESOURCEMANAGER_MTAG_CREATE Message .....	398
3.6.5.1.2.2	Receiving a TXUSER_RESOURCEMANAGER_MTAG_REENLISTMENTCOMPLETE Message .....	399
3.6.5.1.2.3	Connection Disconnected .....	399
3.6.5.2	Transaction Coordination .....	399
3.6.5.2.1	CONNTYPE_TXUSER_PHASE0 as Acceptor .....	399
3.6.5.2.1.1	Receiving a TXUSER_PHASE0_MTAG_CREATE Message .....	400
3.6.5.2.1.2	Receiving a TXUSER_PHASE0_MTAG_PHASE0REQDONE Message .....	400
3.6.5.2.1.3	Receiving a TXUSER_PHASE0_MTAG_UNENLIST Message .....	401
3.6.5.2.1.4	Connection Disconnected .....	401
3.6.5.2.2	CONNTYPE_TXUSER_ENLISTMENT as Acceptor .....	401
3.6.5.2.2.1	Receiving a TXUSER_ENLISTMENT_MTAG_ENLIST Message .....	402
3.6.5.2.2.2	Receiving a TXUSER_ENLISTMENT_MTAG_PREPAREREQDONE Message .....	402
3.6.5.2.2.3	Receiving a TXUSER_ENLISTMENT_MTAG_COMMITREQDONE Message .....	404
3.6.5.2.2.4	Receiving a TXUSER_ENLISTMENT_MTAG_ABORTREQDONE Message .....	404
3.6.5.2.2.5	Connection Disconnected .....	404
3.6.5.3	Transaction Recovery .....	405
3.6.5.3.1	CONNTYPE_TXUSER_REENLIST as Acceptor .....	405
3.6.5.3.1.1	Receiving a TXUSER_REENLIST_MTAG_REENLIST Message .....	405
3.6.5.3.1.2	Connection Disconnected .....	406
3.6.5.4	Voting .....	406
3.6.5.4.1	CONNTYPE_TXUSER_VOTER as Acceptor .....	406
3.6.5.4.1.1	Receiving a TXUSER_VOTER_MTAG_CREATE Message .....	406
3.6.5.4.1.2	Receiving a TXUSER_VOTER_MTAG_VOTEREQDONE Message .....	407
3.6.5.4.1.3	Connection Disconnected .....	408
3.6.6	Timer Events .....	408
3.6.6.1	Reenlist Timeout Timer .....	408
3.6.7	Other Local Events .....	408
3.6.7.1	Begin Commit .....	408
3.6.7.2	Begin In Doubt .....	409
3.6.7.3	Begin Phase One .....	409
3.6.7.4	Begin Phase Zero .....	410

3.6.7.5	Begin Rollback.....	410
3.6.7.6	Begin Voting .....	411
3.6.7.7	Create Phase Zero Enlistment Failure .....	412
3.6.7.8	Create Phase Zero Enlistment Success .....	412
3.6.7.9	Create Resource Manager .....	412
3.6.7.10	Create Subordinate Enlistment Failure .....	413
3.6.7.11	Create Subordinate Enlistment Success .....	414
3.6.7.12	Create Voter Enlistment Failure .....	414
3.6.7.13	Create Voter Enlistment Success.....	414
3.6.7.14	Phase Zero Aborted.....	415
3.6.7.15	Reenlist Complete .....	415
3.6.7.16	Resource Manager Down.....	415
3.7	Superior Transaction Manager Facet Details .....	416
3.7.1	Abstract Data Model .....	416
3.7.1.1	CONNTYPE_PARTNERTM_PROPAGATE Initiator States .....	416
3.7.1.1.1	Idle .....	418
3.7.1.1.2	Awaiting Propagation Response.....	418
3.7.1.1.3	Active .....	419
3.7.1.1.4	Awaiting Abort Response.....	419
3.7.1.1.5	Phase Zero Registration .....	419
3.7.1.1.6	Requesting Phase Zero .....	419
3.7.1.1.7	Phase Zero .....	419
3.7.1.1.8	Phase Zero Registration During Phase Zero .....	419
3.7.1.1.9	Phase Zero with Outstanding Registration .....	420
3.7.1.1.10	Awaiting Prepare Response.....	420
3.7.1.1.11	Prepared .....	420
3.7.1.1.12	Awaiting Commit Response.....	420
3.7.1.1.13	Ended .....	420
3.7.1.2	CONNTYPE_PARTNERTM_BRANCH Acceptor States .....	420
3.7.1.2.1	Idle .....	421
3.7.1.2.2	Branching.....	421
3.7.1.2.3	Active .....	422
3.7.1.2.4	Awaiting Abort Response.....	422
3.7.1.2.5	Phase Zero Registration .....	422
3.7.1.2.6	Requesting Phase Zero .....	422
3.7.1.2.7	Phase Zero .....	422
3.7.1.2.8	Phase Zero Registration During Phase Zero .....	422
3.7.1.2.9	Phase Zero with Outstanding Registration .....	423
3.7.1.2.10	Awaiting Prepare Response.....	423
3.7.1.2.11	Prepared .....	423
3.7.1.2.12	Awaiting Commit Response.....	423
3.7.1.2.13	Ended .....	423
3.7.1.3	CONNTYPE_PARTNERTM_REDELIVERCOMMIT Initiator States.....	423
3.7.1.3.1	Idle .....	424
3.7.1.3.2	Awaiting Confirmation.....	424
3.7.1.3.3	Waiting to Rerequest .....	424
3.7.1.3.4	Ended .....	424
3.7.1.4	CONNTYPE_PARTNERTM_CHECKABORT Acceptor States .....	425
3.7.1.4.1	Idle .....	425
3.7.1.4.2	Processing Abort Inquiry .....	425
3.7.1.4.3	Ended .....	425
3.7.2	Timers .....	426
3.7.2.1	Redeliver Commit Timer .....	426

3.7.3	Initialization .....	426
3.7.4	Higher-Layer Triggered Events .....	426
3.7.5	Processing Events and Sequencing Rules .....	427
3.7.5.1	Transaction Propagation and Coordination .....	427
3.7.5.1.1	Push Propagation .....	427
3.7.5.1.1.1	CONNTYPE_PARTNERTM_PROPAGATE as Initiator .....	427
3.7.5.1.1.1.1	Receiving a PARTNERTM_PROPAGATE_MTAG_PROPAGATED Message.....	427
3.7.5.1.1.1.2	Receiving a PARTNERTM_PROPAGATE_MTAG_DUPLICATE, PARTNERTM_PROPAGATE_MTAG_NO_MEM, or PARTNERTM_PROPAGATE_MTAG_LOG_FULL Message .....	427
3.7.5.1.1.1.3	Receiving a PARTNERTM_PROPAGATE_MTAG_PHASE0REGISTER, PARTNERTM_PROPAGATE_MTAG_PHASE0COMPLETE, PARTNERTM_PROPAGATE_MTAG_PREPAREREQDONE, PARTNERTM_PROPAGATE_MTAG_COMMITREQDONE, PARTNERTM_PROPAGATE_MTAG_ABORTREQDONE, or PARTNERTM_PROPAGATE_MTAG_ABORTNOTIFY Message .....	428
3.7.5.1.1.1.4	Receiving a PARTNERTM_PROPAGATE_MTAG_PROTOCOL_ERROR Message.....	428
3.7.5.1.1.1.5	Connection Disconnected .....	428
3.7.5.1.2	Pull Propagation .....	429
3.7.5.1.2.1	CONNTYPE_PARTNERTM_BRANCH as Acceptor .....	429
3.7.5.1.2.1.1	Receiving a PARTNERTM_BRANCH_MTAG_BRANCHING Message ...	429
3.7.5.1.2.1.2	Receiving a PARTNERTM_PROPAGATE_MTAG_PHASE0REGISTER Message.....	430
3.7.5.1.2.1.3	Receiving a PARTNERTM_PROPAGATE_MTAG_PHASE0COMPLETE Message.....	430
3.7.5.1.2.1.4	Receiving a PARTNERTM_PROPAGATE_MTAG_ABORTNOTIFY Message.....	431
3.7.5.1.2.1.5	Receiving a PARTNERTM_PROPAGATE_MTAG_ABORTREQDONE Message.....	431
3.7.5.1.2.1.6	Receiving a PARTNERTM_PROPAGATE_MTAG_PREPAREREQDONE Message.....	432
3.7.5.1.2.1.7	Receiving a PARTNERTM_PROPAGATE_MTAG_COMMITREQDONE Message.....	432
3.7.5.1.2.1.8	Receiving a PARTNERTM_PROPAGATE_MTAG_PROTOCOL_ERROR Message.....	433
3.7.5.1.2.1.9	Connection Disconnected .....	433
3.7.5.2	Transaction Recovery .....	434
3.7.5.2.1	Subordinate-Driven Recovery .....	434
3.7.5.2.1.1	CONNTYPE_PARTNERTM_CHECKABORT as Acceptor.....	434
3.7.5.2.1.1.1	Receiving a PARTNERTM_CHECKABORT_MTAG_CHECK Message ...	434
3.7.5.2.1.1.2	Connection Disconnected .....	435
3.7.5.2.2	Superior-Driven Recovery .....	435
3.7.5.2.2.1	CONNTYPE_PARTNERTM_REDELIVERCOMMIT as Initiator .....	435
3.7.5.2.2.1.1	Receiving a PARTNERTM_REDELIVERCOMMIT_MTAG_COMMITREQDONE Message.....	435
3.7.5.2.2.1.2	Receiving a PARTNERTM_REDELIVERCOMMIT_MTAG_RETRY Message.....	435
3.7.5.2.2.1.3	Connection Disconnected .....	435
3.7.6	Timer Events .....	436
3.7.6.1	Redeliver Commit Timer .....	436

3.7.7	Other Local Events .....	436
3.7.7.1	Begin Commit .....	436
3.7.7.2	Begin Phase One .....	437
3.7.7.3	Begin Phase Zero.....	438
3.7.7.4	Begin Rollback.....	438
3.7.7.5	Create Phase Zero Enlistment Failure .....	438
3.7.7.6	Create Phase Zero Enlistment Success .....	439
3.7.7.7	Create Subordinate Enlistment Failure.....	439
3.7.7.8	Create Subordinate Enlistment Success .....	440
3.7.7.9	Phase Zero Aborted .....	440
3.7.7.10	Propagate Transaction .....	440
3.8	Subordinate Transaction Manager Facet Details .....	441
3.8.1	Abstract Data Model .....	441
3.8.1.1	CONNTYPE_PARTNERTM_PROPAGATE Acceptor States .....	441
3.8.1.1.1	Idle .....	442
3.8.1.1.2	Propagating .....	443
3.8.1.1.3	Active .....	443
3.8.1.1.4	Aborting.....	443
3.8.1.1.5	Awaiting Registration Response.....	443
3.8.1.1.6	Awaiting Phase Zero .....	443
3.8.1.1.7	Awaiting Phase Zero Outcome .....	443
3.8.1.1.8	Awaiting Registration Response During Phase Zero.....	444
3.8.1.1.9	Awaiting Phase Zero Outcome with Outstanding Registration .....	444
3.8.1.1.10	Preparing .....	444
3.8.1.1.11	Prepared .....	444
3.8.1.1.12	Committing .....	444
3.8.1.1.13	Ended .....	444
3.8.1.2	CONNTYPE_PARTNERTM_BRANCH Initiator States .....	444
3.8.1.2.1	Idle .....	445
3.8.1.2.2	Awaiting Branch Response.....	445
3.8.1.2.3	Active .....	446
3.8.1.2.4	Aborting.....	446
3.8.1.2.5	Awaiting Registration Response.....	446
3.8.1.2.6	Awaiting Phase Zero .....	446
3.8.1.2.7	Awaiting Phase Zero Outcome .....	446
3.8.1.2.8	Awaiting Registration Response During Phase Zero.....	446
3.8.1.2.9	Awaiting Phase Zero Outcome with Outstanding Registration .....	447
3.8.1.2.10	Preparing .....	447
3.8.1.2.11	Prepared .....	447
3.8.1.2.12	Committing .....	447
3.8.1.2.13	Ended .....	447
3.8.1.3	CONNTYPE_PARTNERTM_REDELIVERCOMMIT Acceptor States.....	447
3.8.1.3.1	Idle .....	448
3.8.1.3.2	Processing Commit Inquiry .....	448
3.8.1.3.3	Ended .....	448
3.8.1.4	CONNTYPE_PARTNERTM_CHECKABORT Initiator States .....	448
3.8.1.4.1	Idle .....	449
3.8.1.4.2	Awaiting Confirmation.....	449
3.8.1.4.3	Waiting to ReRequest .....	449
3.8.1.4.4	Ended .....	450
3.8.2	Timers .....	450
3.8.2.1	Check Abort Timer .....	450
3.8.3	Initialization .....	450

3.8.4	Higher-Layer Triggered Events .....	451
3.8.5	Processing Events and Sequencing Rules .....	451
3.8.5.1	Transaction Propagation and Coordination .....	451
3.8.5.1.1	Push Propagation .....	451
3.8.5.1.1.1	CONNTYPE_PARTNERTM_PROPAGATE as Acceptor .....	451
3.8.5.1.1.1.1	Receiving a PARTNERTM_PROPAGATE_MTAG_PROPAGATE Message.....	451
3.8.5.1.1.1.2	Receiving Other PARTNERTM_PROPAGATE_MTAG Messages .....	452
3.8.5.1.1.1.3	Receiving a PARTNERTM_PROPAGATE_MTAG_PROTOCOL_ERROR Message.....	452
3.8.5.1.1.1.4	CONNTYPE_PARTNERTM_PROPAGATE Connection Disconnected .....	453
3.8.5.1.2	Pull Propagation .....	453
3.8.5.1.2.1	CONNTYPE_PARTNERTM_BRANCH as Initiator .....	453
3.8.5.1.2.1.1	Receiving a PARTNERTM_BRANCH_MTAG_BRANCHED Message ....	453
3.8.5.1.2.1.2	Receiving a PARTNERTM_BRANCH_MTAG_BRANCH_LOG_FULL, PARTNERTM_BRANCH_MTAG_BRANCH_NO_MEM, PARTNERTM_BRANCH_MTAG_BRANCH_TOO_LATE, PARTNERTM_BRANCH_MTAG_BRANCH_TOO_MANY, or PARTNERTM_BRANCH_MTAG_BRANCH_TX_NOT_FOUND Message.....	454
3.8.5.1.2.1.3	Receiving a PARTNERTM_PROPAGATE_MTAG_PHASE0REGISTERED Message ..	454
3.8.5.1.2.1.4	Receiving a PARTNERTM_PROPAGATE_MTAG_PHASE0REGISTRATIONREJECT ED Message.....	455
3.8.5.1.2.1.5	Receiving a PARTNERTM_PROPAGATE_MTAG_ABORTREQ Message.....	455
3.8.5.1.2.1.6	Receiving a PARTNERTM_PROPAGATE_MTAG_PHASE0 Message ....	455
3.8.5.1.2.1.7	Receiving a PARTNERTM_PROPAGATE_MTAG_PREPAREREQ Message.....	456
3.8.5.1.2.1.8	Receiving a PARTNERTM_PROPAGATE_MTAG_COMMITREQ Message.....	456
3.8.5.1.2.1.9	Receiving a PARTNERTM_PROPAGATE_MTAG_PROTOCOL_ERROR Message.....	456
3.8.5.1.2.1.10	Connection Disconnected .....	456
3.8.5.2	Transaction Recovery .....	457
3.8.5.2.1	Subordinate-Driven Recovery .....	457
3.8.5.2.1.1	CONNTYPE_PARTNERTM_CHECKABORT as Initiator.....	457
3.8.5.2.1.1.1	Receiving a PARTNERTM_CHECKABORT_MTAG_ABORTED Message.....	458
3.8.5.2.1.1.2	Receiving a PARTNERTM_CHECKABORT_MTAG_RETRY Message ....	458
3.8.5.2.1.1.3	CONNTYPE_PARTNERTM_CHECKABORT Connection Disconnected ..	458
3.8.5.2.2	Superior-Driven Recovery .....	459
3.8.5.2.2.1	CONNTYPE_PARTNERTM_REDELIVERCOMMIT as Acceptor .....	459
3.8.5.2.2.1.1	Receiving a PARTNERTM_REDELIVERCOMMIT_MTAG_COMMITREQ Message ...	459
3.8.5.2.2.1.2	Connection Disconnected .....	459
3.8.6	Timer Events .....	460
3.8.6.1	Check Abort Timer .....	460
3.8.7	Other Local Events .....	460
3.8.7.1	Branch Transaction .....	460
3.8.7.2	Cancel Check Abort.....	461
3.8.7.3	Commit Complete .....	461

3.8.7.4	Create Superior Enlistment Success .....	461
3.8.7.5	Create Superior Enlistment Failure .....	462
3.8.7.6	Phase Zero Complete .....	462
3.8.7.7	Phase One Complete .....	462
3.8.7.8	Recover In Doubt Transaction .....	464
3.8.7.9	Register Phase Zero .....	464
3.8.7.10	Rollback Complete .....	465
3.8.7.11	Unilaterally Aborted .....	465
<b>4</b>	<b>Protocol Examples .....</b>	<b>466</b>
4.1	Simple Transaction Scenario .....	466
4.1.1	Beginning a Transaction .....	466
4.1.2	Completing a Transaction .....	468
4.1.2.1	Committing the Transaction .....	468
4.2	Transaction Marshaling Scenario (Pull Propagation) .....	468
4.2.1	Marshaling the Transaction .....	469
4.2.2	Unmarshaling the Transaction .....	470
4.2.3	Branching the Transaction .....	472
4.3	Transaction Marshaling Scenario (Push Propagation) .....	474
4.3.1	Obtaining the Whereabouts of the Receiver's Transaction Manager .....	474
4.3.2	Exporting the Transaction .....	475
4.3.3	Propagating the Transaction .....	478
4.3.4	Importing the Transaction .....	479
4.4	Simple Enlistment Scenario .....	481
4.4.1	Registering with the Transaction Manager as a Resource Manager .....	481
4.4.2	Enlisting in an Existing Transaction .....	482
4.4.3	Responding to Enlistment Notifications .....	484
4.4.3.1	Responding to a Prepare Request Message .....	484
4.4.3.2	Responding to a Commit Request Message .....	485
4.5	Transaction Manager Two-Phase Commit Scenario .....	486
4.5.1	Phase One .....	486
4.5.1.1	Phase One - Subordinate Resource Managers .....	486
4.5.1.2	Phase One - Subordinate Transaction Manager Facets .....	487
4.5.1.3	Phase One - The Root Transaction Manager .....	489
4.5.2	Phase Two .....	489
4.5.2.1	Phase Two - Subordinate Resource Managers .....	489
4.5.2.2	Phase Two - Subordinate Transaction Manager Facets .....	490
4.5.2.3	Phase Two - The Root Transaction Manager .....	491
4.6	Resource Manager Recovery Scenario .....	491
4.6.1	Initializing the Recovery Process .....	491
4.6.2	Reenlisting in In-Doubt Transactions .....	491
4.6.3	Completing Recovery .....	494
<b>5</b>	<b>Security .....</b>	<b>495</b>
5.1	Security Considerations for Implementers .....	495
5.2	Index of Security Parameters .....	496
<b>6</b>	<b>Appendix A: Product Behavior .....</b>	<b>497</b>
<b>7</b>	<b>Change Tracking .....</b>	<b>502</b>
<b>8</b>	<b>Index .....</b>	<b>504</b>

# 1 Introduction

This document specifies a comprehensive **distributed transaction** processing protocol that is referred to in this document as **OleTx**.

The MSDTC Connection Manager: OleTx Transaction Protocol is a concrete manifestation of the **Two-Phase Commit** protocol for coordinating the **work** of multiple parties in a distributed system. This document specifies the syntax and semantics of the protocol but does not attempt to provide a primer on **transaction** processing in general.

The Two-Phase Commit protocol ensures that work associated with a transaction is **atomic** across multiple participating **resources**. Each resource is controlled by a **resource manager**. A resource manager has the responsibility of interacting with a **transaction manager** to perform the steps necessary to implement the Two-Phase Commit protocol.

In the first phase of the Two-Phase Commit protocol, the transaction manager asks each participating resource manager to "prepare" for transaction commit. Each resource manager then decides if it can allow the transaction commit to continue or if the transaction must be aborted. Each resource manager informs the transaction manager of its decision through either a "prepared" notification or a "rollback" notification. If all participating resource managers respond with "prepared", thus agreeing that the transaction commit can continue, the transaction manager makes the **outcome** decision permanent and moves on to the second phase of the Two-Phase Commit protocol.

In the second phase of the Two-Phase Commit protocol, the transaction manager informs all the resource managers of the final outcome decision for the transaction. This step is necessary because when a resource manager provides a "prepared" vote in the first phase, it is in an "in-doubt" state, pending the outcome of the transaction. The resource manager has promised to commit its work on the transaction, but because the final outcome of the transaction is unknown, it cannot yet treat the updates as permanent. The transaction manager informs each resource manager that the transaction either committed or aborted during this second phase. In the case of a commit decision, the resource managers are responsible for acknowledging to the transaction manager that they have received the commit notification. This step is required because the transaction manager has the responsibility of retaining the committed outcome of the transaction until all resource managers have acknowledged that they have received the outcome and have confirmed that they will not request them again.

The Two-Phase Commit protocol is also used between two transaction managers when a transaction is distributed between them. The originating transaction manager is considered the superior, while the receiving transaction manager is considered subordinate. With respect to the Two-Phase Commit protocol, the **superior transaction manager** asks the **subordinate transaction manager** to "prepare" in the first phase, and the subordinate transaction manager then performs the Two-Phase Commit protocol with its resource managers and subordinate transaction managers, if any, before responding "prepared" back to the superior transaction manager. In the second phase, the outcome of the transaction is communicated from the superior to the subordinate, and the subordinate acknowledges its receipt.

This commit coordination ensures that either all of the resource managers end up committing their work on a transaction, or none of them does, thereby guaranteeing atomicity of the data updated by a single transaction.

Section [1.3.1](#), covering the **transaction lifetime**, provides a more complete description of the Two-Phase Commit protocol. Section 10.4 of [GRAY] also provides an excellent description.

The MSDTC Connection Manager: OleTx Transaction Protocol uses the [MSDTC Connection Manager: OleTx Transports Protocol Specification](#) and [MSDTC Connection Manager: OleTx Multiplexing Protocol](#)

[Specification](#) protocols, as specified in [MS-CMPO] and [MS-CMP], as a transport layer. This protocol provides concrete mechanisms for beginning, propagating, and completing atomic transactions. It also provides mechanisms for coordinating agreement on a single atomic outcome for each transaction and for reliably distributing that outcome to all **participants** in the transaction.

The MSDTC Connection Manager: OleTx Transaction Protocol is applicable to **application** scenarios where atomic transaction processing is a requirement. This protocol is usable in network topologies where the MSDTC Connection Manager: OleTx Transports Protocol Specification (specified in [MS-CMPO]) and MSDTC Connection Manager: OleTx Multiplexing Protocol Specification (specified in [MS-CMP]) protocols are a viable network transport for establishing long-lived **session** relationships between the participants in an atomic transaction.

## 1.1 Glossary

The following terms are defined in [\[MS-GLOS\]](#):

**abort request**  
**acceptor**  
**application**  
**atomic transaction**  
**ACID**  
**client**  
**commit request**  
**connection**  
**connection type**  
**contact identifier**  
**core transaction manager facet**  
**endpoint**  
**globally unique identifier (GUID)**  
**initiator**  
**NULL GUID**  
**OleTx**  
**Phase Zero**  
**Phase Zero enlistment**  
**Phase Zero Participant**  
**Phase Zero wave**  
**protocol extension**  
**recovery**  
**server**  
**session**  
**single-phase commit**  
**subordinate transaction manager**  
**superior transaction manager**  
**transaction**  
**transaction identifier**  
**transaction manager**  
**transaction propagation**  
**two-phase commit**  
**Unicode**

The following terms are specific to this document:

**Abort outcome:** One of the **outcomes** of an **atomic transaction**. The **abort outcome** indicates that the **work** performed during the lifetime of the **transaction** is discarded after the **transaction** completes. An **abort outcome** is reached when at least one **transaction participant** does not agree to commit the **transaction**.

**active phase:** The time during the lifetime of an **atomic transaction** before the **commit request** when the various **participants** in the **transaction** (**applications** and **resource managers**) perform all their intended **work** operations inside the **transaction**.

**Begin request:** The action that is performed by a **root application** in order to create a new **atomic transaction**.

**Commit outcome:** One of the **outcomes** of an **atomic transaction**. The **commit outcome** indicates that the **work** performed during the lifetime of the **transaction** will be retained after the **transaction** has completed, as specified by the **ACID** properties. A **commit outcome** is reached when all **transaction participants** agree to commit the **transaction**.

**distributed transaction:** A **transaction** that updates data on two or more networked computer systems. **Distributed transactions** extend the benefits of **transactions** to **applications** that must update distributed data.

**durable resource:** A **resource** whose state is expected to be retained beyond the lifetime of a particular **resource manager connection**. **Durable resources** are managed by **durable resource managers**.

**durable resource manager:** A **resource manager** that manages **resources** whose states are expected to be maintained beyond the lifetime of a particular **resource manager connection**.

**enlistment:** The relationship between a **participant** and a **transaction manager** in an **atomic transaction**. The term typically refers to the relationship between a **resource manager** and its **transaction manager**, or between a Subordinate Transaction Manager Facet and its Superior Transaction Manager Facet.

**extended whereabouts:** The data that is provided by a **protocol extension** and that indicates its network **endpoint** location and other information that is relevant to the **protocol extension**.

**facet:** A subsystem in a **transaction manager** that maintains its own per-transaction state and responds to intra-transaction manager events from other **facets**. A **facet** can also be responsible for communicating with other **participants** of a **transaction**.

**In Doubt outcome:** One of the **outcomes** of an **atomic transaction**. The **In Doubt outcome** indicates that a **commit request** was issued by the **root application** but that the **transaction manager** cannot ascertain the actual commit or abort decision.

**message tag (MTAG):** A 4-byte integer value that describes the message type and its interpretation.

**outcome:** One of the three possible results (Commit, Abort, In Doubt) reachable at the end of a life cycle for an **atomic transaction**.

**participant:** Any of the parties that are involved in an **atomic transaction** and that have a stake in the operations that are performed under the **transaction** or in the **outcome** of the **transaction**.

**Phase One enlistment:** An **enlistment** that indicates that the **subordinate participant** participates in Phase One.

**Phase One participant:** A **participant** in a **Phase One enlistment**.

**Phase Two enlistment:** An **enlistment** that indicates that the **subordinate participant** participates in Phase Two.

**presumed abort:** An optimization of the **Two-Phase Commit** Protocol in which a **transaction manager** omits persisting **transaction abort outcomes** from a durable store.

**pull propagation:** Pull propagation enables the untargeted marshaling of a **transaction** from one **application** or **resource manager** to another. Pull propagation allows the source **participant** to marshal the **transaction** without the prior knowledge of the contact information of the **transaction manager** of the destination **participant**.

**push propagation:** Push propagation enables the targeted marshaling of a **transaction** from one **application** or **resource manager** to another. For marshaling the **transaction**, push propagation requires the source **participant** to have prior knowledge about the contact information of the **transaction manager** of the destination **participant**.

**resource:** A logical entity or unit of data whose state changes in accordance with the **outcome** of an **atomic transaction**. **Resources** are either durable or volatile.

**resource manager (RM):** The **participant** that is responsible for coordinating the state of a **resource** with the **outcome** of **atomic transactions**. For a specified **transaction**, a **resource manager** enlists with exactly one **transaction manager** to vote on that **transaction outcome** and to obtain the final **outcome**. A **resource manager** is either durable or volatile, depending on its **resource**.

**resource manager identifier:** The **GUID** that uniquely identifies the **resource manager**.

**resource manager session identifier:** The **GUID** that uniquely identifies a particular **session** between the **resource manager** and a **transaction manager**.

**rollback:** Synonymous with abort.

**root application:** The **application** that is responsible for beginning and completing an **atomic transaction**. The **root application** communicates with a **root transaction manager** in order to begin and complete **transactions**.

**root transaction manager:** The specific **transaction manager** that processes both the **Begin Request** and the **Commit Request** for a specified **transaction**. A specified **transaction** has exactly one **root transaction manager**.

**subordinate participant:** A role that is taken by a **participant** that is responsible for voting on the **outcome** of an **atomic transaction**. For a specified **transaction**, the set of **subordinate participants** is the set of all **resource managers** and the set of all **subordinate transaction managers**.

**transaction description:** An implementation-specific string that is associated with an **atomic transaction** and is often used to provide human-readable information about the **transaction**. Description strings are typically provided by the higher-layer software.

**transaction lifetime:** The lifetime of an **atomic transaction**. The **transaction lifetime** extends from the time when the **root transaction manager** processes a **begin request** to the time when all **participants** have forgotten the **transaction**.

**transaction marshaling:** The act of serializing and deserializing the information that is needed to carry out a **transaction propagation** action on a specified **transaction**.

**transient failure:** Any event that could result in a loss of transport connectivity between **participants**, such as a software crash, a software restart, or a temporary problem with network **connections**.

**volatile resource:** A **resource** whose value is not expected to be retained beyond the lifetime of a particular **resource manager connection**.

**volatile resource manager:** A **resource manager** that manages **volatile resources**. A **volatile resource manager** does not perform **recovery** operations.

**voter:** A **participant** in an **atomic transaction** that contributes to the final **outcome** of the **transaction** but does not manage access to **durable resources** or require **recovery** services. A **voter** votes on the **outcome** of the **transaction**, but it is provided with only best-effort **outcome** notifications by the **transaction manager**. A **volatile resource manager** typically acts as a **voter**.

**voter enlistment:** An **enlistment** that indicates that the **voter** participates in Phase One.

**whereabouts:** Data that indicates the network **endpoint** location and properties of a **transaction manager**.

**work:** The set of state changes that are applied to **resources** inside an **atomic transaction**.

**MAY, SHOULD, MUST, SHOULD NOT, MUST NOT:** These terms (in all caps) are used as specified in [\[RFC2119\]](#). All statements of optional behavior use either MAY, SHOULD, or SHOULD NOT.

## 1.2 References

References to Microsoft Open Specification documents do not include a publishing year because links are to the latest version of the documents, which are updated frequently. References to other documents include a publishing year when one is available.

### 1.2.1 Normative References

We conduct frequent surveys of the normative references to assure their continued availability. If you have any issue with finding a normative reference, please contact [dochelp@microsoft.com](mailto:dochelp@microsoft.com). We will assist you in finding the relevant information. Please check the archive site, <http://msdn2.microsoft.com/en-us/library/E4BD6494-06AD-4aed-9823-445E921C9624>, as an additional source.

[C193] The Open Group, "Distributed TP: The XA Specification", February 1992, <http://www.opengroup.org/publications/catalog/c193.htm>

[C706] The Open Group, "DCE 1.1: Remote Procedure Call", C706, August 1997, <http://www.opengroup.org/public/pubs/catalog/c706.htm>

[ISO/IEC-8859-1] International Organization for Standardization, "Information Technology -- 8-Bit Single-Byte Coded Graphic Character Sets -- Part 1: Latin Alphabet No. 1", ISO/IEC 8859-1, 1998, <http://www.iso.org/iso/en/CatalogueDetailPage.CatalogueDetail?CSNUMBER=28245&ICS1=35&ICS2=40&ICS3=>

**Note** There is a charge to download the specification.

[MS-CMOM] Microsoft Corporation, "[MSDTC Connection Manager: OleTx Management Protocol Specification](#)".

[MS-CMP] Microsoft Corporation, "[MSDTC Connection Manager: OleTx Multiplexing Protocol Specification](#)".

[MS-CMPO] Microsoft Corporation, "[MSDTC Connection Manager: OleTx Transports Protocol Specification](#)".

[MS-CMRP] Microsoft Corporation, "[Failover Cluster: Management API \(ClusAPI\) Protocol Specification](#)".

[MS-DISO] Microsoft Corporation, "[Domain Interactions System Overview](#)".

[MS-DTYP] Microsoft Corporation, "[Windows Data Types](#)".

[MS-RRP] Microsoft Corporation, "[Windows Remote Registry Protocol Specification](#)".

[MS-TIPP] Microsoft Corporation, "[Transaction Internet Protocol \(TIP\) Extensions](#)".

[MS-WSRVCAT] Microsoft Corporation, "[WS-AtomicTransaction \(WS-AT\) Version 1.0 Protocol Extensions](#)".

[NETBEUI] IBM Corporation, "LAN Technical Reference: 802.2 and NetBIOS APIs", 1986, [http://publibz.boulder.ibm.com/cgi-bin/bookmgr\\_OS390/BOOKS/BK8P7001/CCONTENTS](http://publibz.boulder.ibm.com/cgi-bin/bookmgr_OS390/BOOKS/BK8P7001/CCONTENTS)

If you have any trouble finding [NETBEUI], please check [here](#).

[RFC1001] Network Working Group, "Protocol Standard for a NetBIOS Service on a TCP/UDP Transport: Concepts and Methods", STD 19, RFC 1001, March 1987, <http://www.ietf.org/rfc/rfc1001.txt>

[RFC1002] Network Working Group, "Protocol Standard for a NetBIOS Service on a TCP/UDP Transport: Detailed Specifications", STD 19, RFC 1002, March 1987, <http://www.ietf.org/rfc/rfc1002.txt>

[RFC2119] Bradner, S., "Key words for use in RFCs to Indicate Requirement Levels", BCP 14, RFC 2119, March 1997, <http://www.rfc-editor.org/rfc/rfc2119.txt>

[RFC2371] Lyon, J., Evans, K., and Klein, J., "Transaction Internet Protocol Version 3.0", RFC 2371, July 1998, <http://www.ietf.org/rfc/rfc2371.txt>

[RFC4122] Leach, P., Mealling, M., and Salz, R., "A Universally Unique Identifier (UUID) URN Namespace", RFC 4122, July 2005, <http://www.ietf.org/rfc/rfc4122.txt>

### 1.2.2 Informative References

[GRAY] Gray, J. and Reuter, A., "Transaction Processing: Concepts and Techniques", San Mateo, CA: Morgan Kaufmann Publishers, 1993, ISBN: 1558601902.

[MS-COM] Microsoft Corporation, "[Component Object Model Plus \(COM+\) Protocol Specification](#)".

[MS-GLOS] Microsoft Corporation, "[Windows Protocols Master Glossary](#)".

[MSDN-ANSI] Microsoft Corporation, "Unicode and Character Sets", <http://msdn.microsoft.com/en-us/library/ms776440.aspx>

[MS-DTCLU] Microsoft Corporation, "[MSDTC Connection Manager: OleTx Transaction Protocol Logical Unit Mainframe Extension](#)".

[MS-DTCM] Microsoft Corporation, "[MSDTC Connection Manager: OleTx Transaction Internet Protocol Specification](#)".

[MC-DTCXA] Microsoft Corporation, "[MSDTC Connection Manager: OleTx XA Protocol Specification](#)".

[MS-MQMP] Microsoft Corporation, "[Message Queuing \(MSMQ\): Queue Manager Client Protocol Specification](#)".

[MS-MQRR] Microsoft Corporation, "[Message Queuing \(MSMQ\): Queue Manager Remote Read Protocol Specification](#)".

## 1.3 Overview

This section presents a brief overview of the following topics:

- The life cycle of a transaction, including the Two-Phase Commit protocol
- The distinct roles that are played by participants in transaction processing
- Transaction **recovery** details
- **Transaction marshaling** and propagation details

### 1.3.1 Transaction Lifetime

At a general level, a transaction consists of a set of operations that an application or a set of applications treats as an atomic unit. These applications typically use one or more resource managers to modify and store the state that is affected by the transaction. The applications and resource managers make use of transaction managers to obtain a set of services. These roles are described further in section [1.3.3](#).

The lifetime of a transaction begins when an application determines that it needs a new transaction. The application assumes the role of **root application** and issues a **Begin request** to the **root transaction manager**. When a new transaction is created, either the root application or the root transaction manager assigns it an identifier that is unique in both time and space.

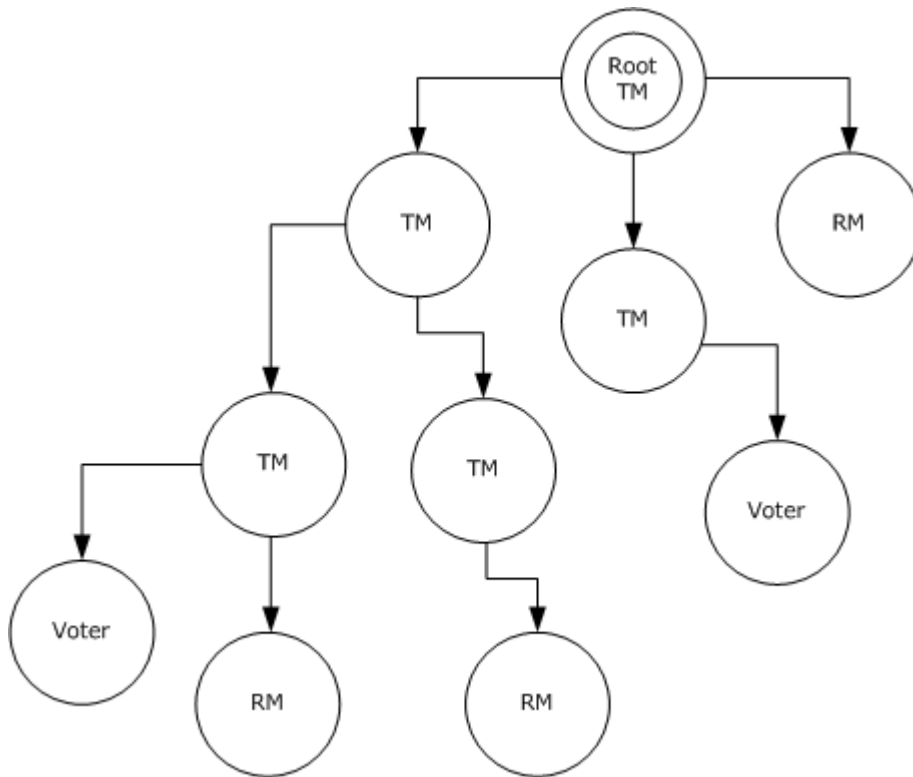
After the transaction is created, it enters the **active phase**. In the active phase, applications and resource managers perform all their intended actions inside the transaction.

Resource managers that perform work inside an atomic transaction contact their transaction manager to enlist on the transaction. By enlisting in a transaction, the resource manager is agreeing to participate in the Two-Phase Commit Protocol.

Applications and resource managers often share a transaction with a participant that is not located in the same operating system process or execution context. In this case, the application marshals the transaction to the other participant over an implementation-specific communication mechanism. If the receiving participant does not share a transaction manager with the sending participant, a **transaction propagation** handshake occurs to coordinate the transaction managers at both the sender and receiver of the transaction. After the transaction is successfully marshaled and (if needed) propagated, the receiving participant can perform operations on the transaction with its own transaction manager and also marshal the transaction to further participants.

As transaction **enlistment** and propagation occurs, the collection of resource managers and transaction managers relate to each other in a hierarchy known as a transaction tree.

The following figure depicts the transaction tree.



**Figure 1: Transaction tree**

Eventually, the root application that began the transaction determines that no more work is to be performed under the transaction. When that occurs, the application sends a **Commit request** to the root transaction manager to begin the process of completing the transaction.

When the root transaction manager receives the Commit request, it begins the process of determining the transaction outcome and communicating that outcome to all interested participants. That process begins with zero or more **Phase Zero waves** followed by [Phase One](#) and [Phase Two](#) of the Two-Phase Commit sequence.

#### 1.3.1.1 Phase Zero

When a Commit request is issued by the root application, the transaction first enters **Phase Zero**. If there are no **Phase Zero participants**, the transaction leaves Phase Zero and proceeds to [Phase One](#).

Phase Zero is composed of one or more Phase Zero waves. At the beginning of a Phase Zero wave, all Phase Zero participants are notified that the transaction has entered Phase Zero. While the participants process the Phase Zero notification, they can continue to marshal the transaction to new participants. Consequently, participating transaction managers can still accept new enlistments during Phase Zero.

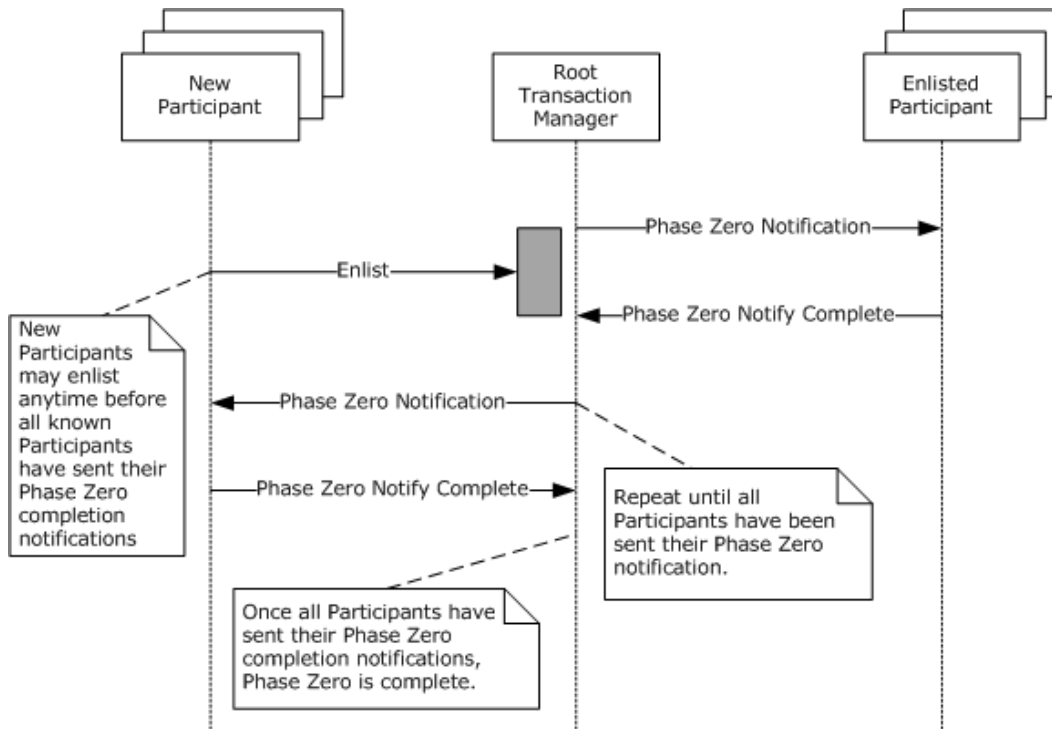
When a Phase Zero participant completes its Phase Zero processing, it sends a Phase Zero completion notification back to the transaction manager.

If any of the Phase Zero participants fail or issue an **Abort request** during the Phase Zero wave, the current Phase Zero wave is terminated and the transaction immediately moves to the aborting state, which is discussed in section [1.3.2.1](#).

Otherwise, after completion notifications are received from all Phase Zero participants:

- If no new Phase Zero enlistments were created during the current Phase Zero wave, the transaction proceeds to Phase One.
- If one or more new **Phase Zero enlistments** were created during the current Phase Zero wave, the transaction executes another Phase Zero wave with the new Phase Zero participants.

The following figure shows the overall Phase Zero flow.



**Figure 2: Transaction manager Phase Zero flow**

### 1.3.1.2 Phase One

When Phase One begins, all transaction participants are now presumed to have completed their work inside the transaction.

During Phase One, each **Phase One participant** is asked to vote on the outcome of the transaction. Each participant vote can have one of three possible results:

- Read Only: The participant agrees for the transaction to Commit but does not require an outcome notification.
- Prepared: The participant agrees for the transaction to Commit and requires an outcome notification.
- Aborted: The participant requires that the transaction abort.

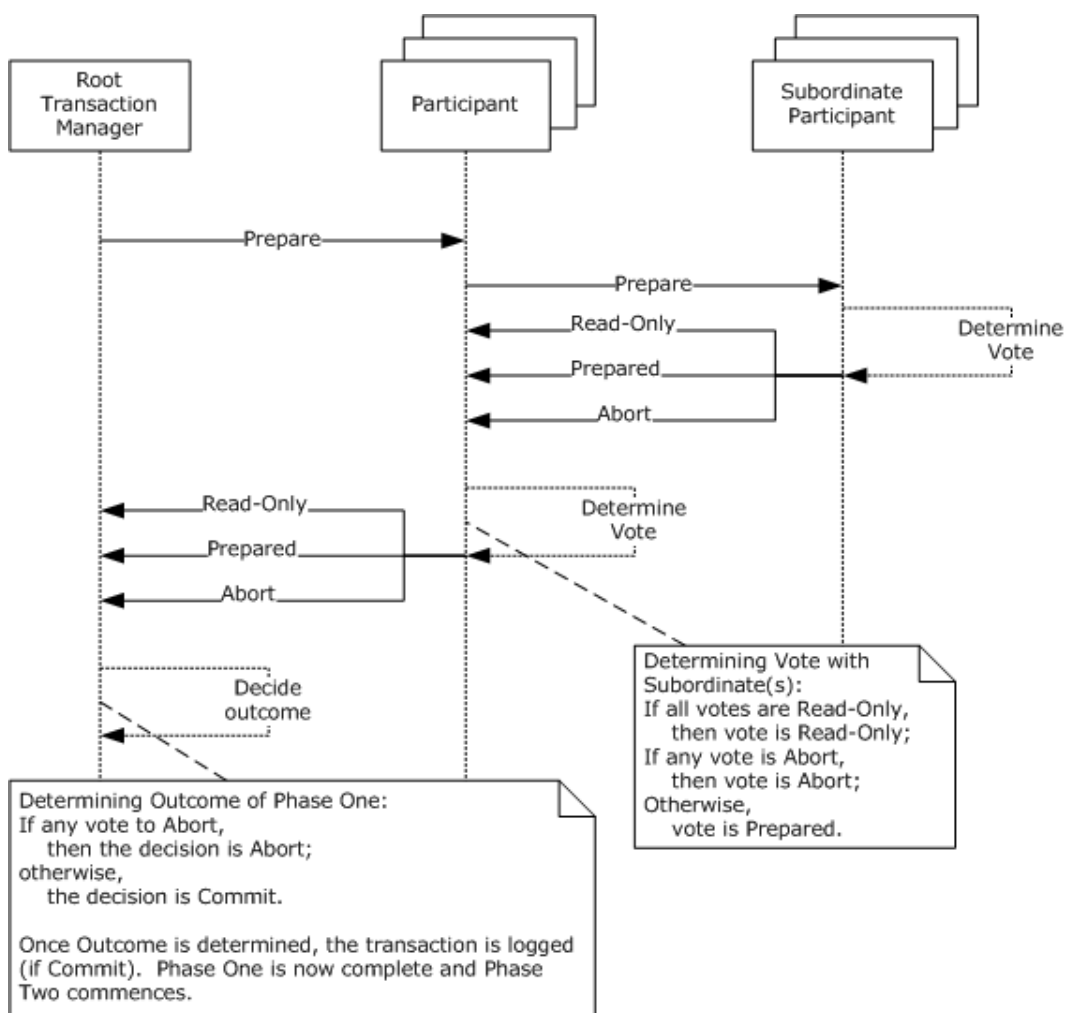
Before a participant can vote Prepared, it performs whatever actions are necessary to be able to process an order to Commit or an order to Abort at some point in the future. Note that the request for a vote polls the transaction tree from the root transaction manager down to the leaf participants. When a subordinate transaction manager receives a request for a vote, it will first issue that request to all its immediate subordinates and process their votes before voting itself.

When all votes are collected by the root transaction manager, a decision about the transaction outcome is made. If every vote was either Read Only or Prepared, the root transaction manager attempts to record a **Commit outcome** decision. If successful, the Commit outcome decision is officially made.

Otherwise, if one or more of the votes is Aborted or if a Commit outcome decision cannot be successfully recorded, the transaction manager makes an **Abort outcome** decision.

After an outcome decision is made, the root transaction manager proceeds to [Phase Two](#) in order to distribute outcome notification messages throughout the transaction tree.

The following figure depicts the Phase One flow.



**Figure 3: Transaction manager Phase One flow**

### 1.3.1.3 Phase Two

When Phase Two begins, the root transaction manager has determined the transaction outcome.

If the transaction outcome is a Commit outcome, the transaction enters the committing state. Each participant that voted Prepared is sent an order to commit. The participants perform any necessary commit processing and respond with a committed notification.

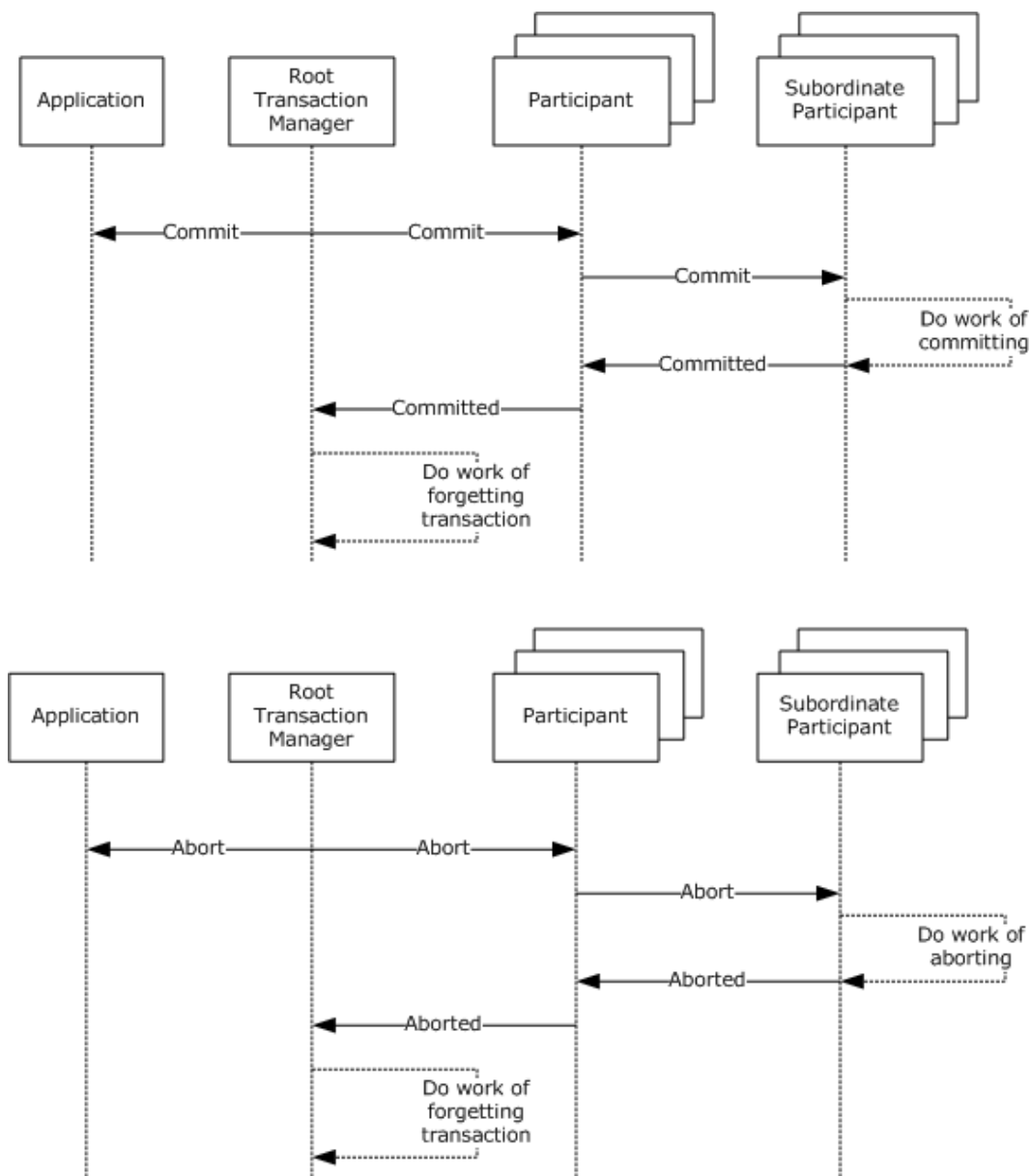
If the transaction outcome is an Abort outcome, the transaction enters the [Aborting](#) state. Each participant that voted Prepared is sent an order to abort. The participants perform any necessary abort processing, and respond with an Aborted notification.

If a Prepared participant loses contact with its transaction manager, it is said to be [In Doubt](#). If it is a  **durable resource manager** , it attempts to reconnect to the transaction manager and perform recovery in order to learn the outcome of the transaction. See section [1.3.4](#) for recovery details.

In general, participants (including the root application) are sent the outcome decision notification in parallel.

Phase Two is complete when the root transaction manager sends the outcome decision notification to all the  **subordinate participants** , the root transaction manager receives the reply notifications from all the subordinate participants, and the root transaction manager does the necessary work to forget the transaction.

The following figure shows the Phase Two flow.



**Figure 4: Transaction manager Phase Two flow**

### 1.3.2 Additional Considerations

In addition to the two-phase commit processing described in the previous section, there are two more cases to consider:

- [Unilateral abort](#)
- [Single-phase commit](#)

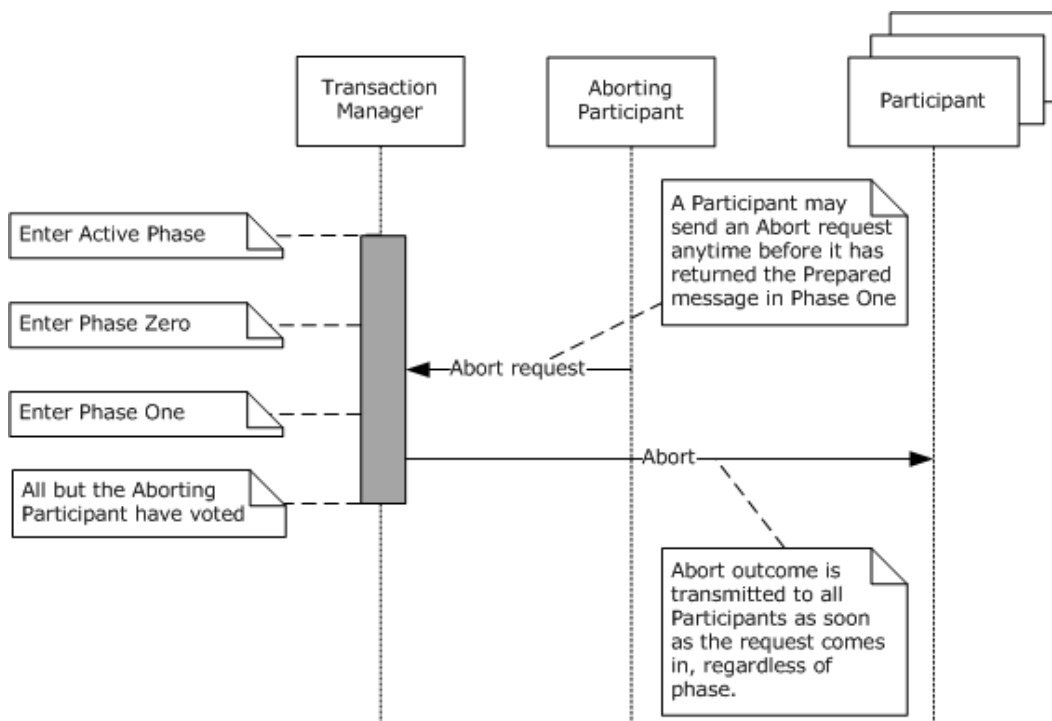
### 1.3.2.1 Unilateral Abort

Until a participant votes on the outcome of the transaction, any participant can decide to unilaterally stop the transaction by issuing an Abort request to its transaction manager. This ability is known as a Unilateral Abort.

After a transaction manager receives an Abort request from one of its participants, it immediately transitions the transaction to the [Aborting](#) state, which guarantees an Abort outcome. All other participants will be notified of the Abort outcome, although it is possible that the root application does not discover the Abort outcome until it attempts to complete the transaction or perform some other operation involving the transaction manager or another participant.

After a specified transaction manager enters the Aborting state, it does not issue any further Phase Zero notifications or [Phase One](#) requests to vote. For a transaction that spans two or more transaction managers due to propagation, it is possible for the Abort outcome decision to race with other Phase Zero or Phase One activity as it is communicated between the transaction managers.

The following figure shows the Unilateral Abort flow.



**Figure 5: Unilateral Abort flow**

### 1.3.2.2 Single-Phase Commit

If a transaction manager has exactly one subordinate **Phase One enlistment**, the transaction manager attempts to perform the **single-phase commit** optimization. In this case, the transaction manager sends the subordinate participant a request to perform a single-phase commit, instead of the standard [Phase One](#) Prepare request. This optimization delegates the right to decide the transaction outcome to the subordinate.

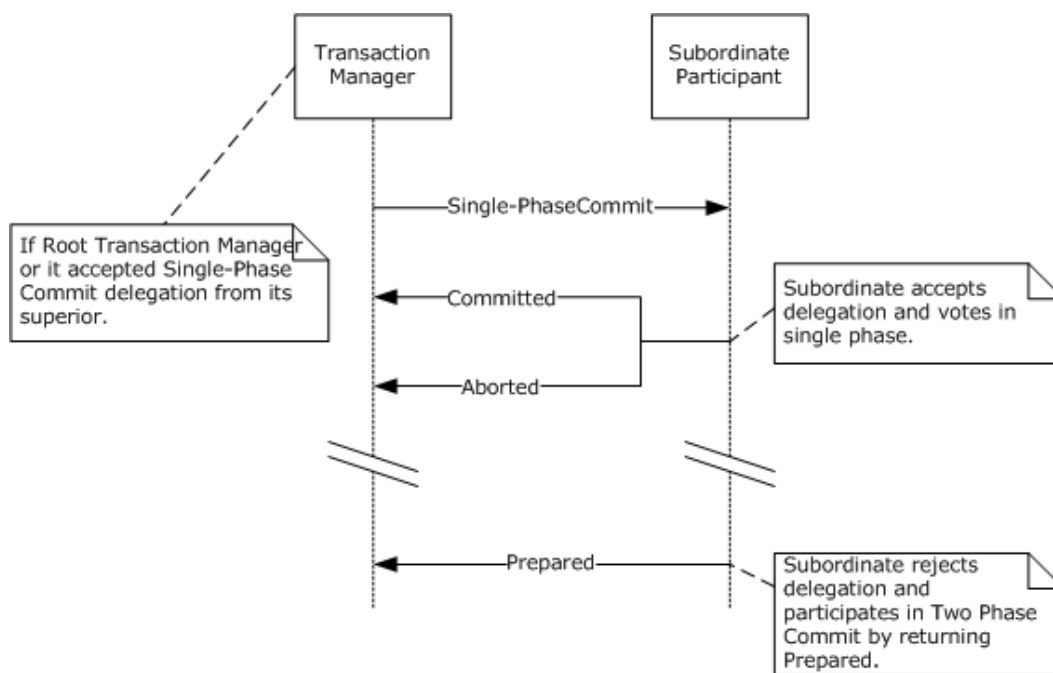
The subordinate accepts this delegation by making an outcome decision and eventually notifying the transaction manager; or it rejects the Single-Phase Commit request by responding Prepared. In the latter case, the transaction manager makes its own outcome decision and then engages in a standard [Phase Two](#) exchange with the participant.

There is a possible disadvantage to this optimization: if the transaction manager loses contact with the subordinate participant after sending the Single-Phase Commit request but before receiving an outcome notification, it has no reliable mechanism for recovering the actual outcome of the transaction. Consequently, the transaction manager sends an **In Doubt outcome** to any applications or **voters** awaiting informational outcome notification.

The single-phase commit optimization can be used by any transaction manager that has exactly one Phase One subordinate enlistment, not just the root transaction manager. For example, if transaction manager A has only transaction manager B as a subordinate enlistment, then A can use the single-phase commit optimization with B. If in the same transaction, B has only transaction manager C as a subordinate enlistment, it too can use the single-phase commit optimization with C. This is true regardless of the number of subordinate enlistments that are registered with C.

Note that a nonroot transaction manager performs only the single-phase Commit optimization if its own superior transaction manager has sent it a Single-Phase Commit request.

The following figure shows the Single-Phase Commit flow.



**Figure 6: Single-Phase Commit flow**

### 1.3.3 Transaction Roles

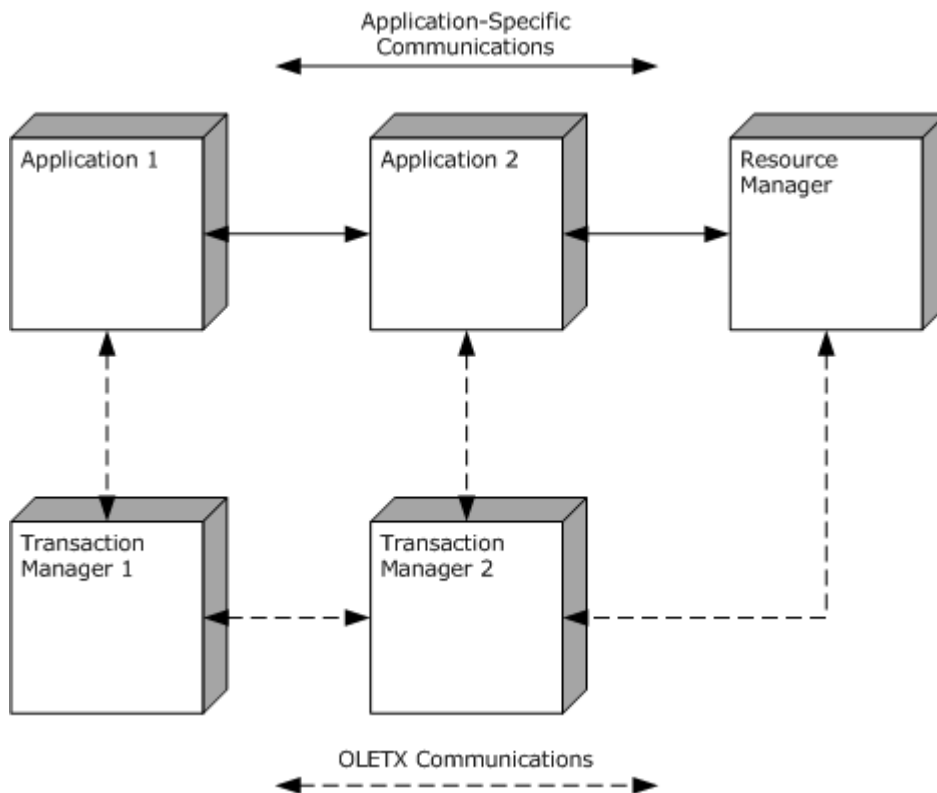
This protocol enables transaction processing to be distributed among two or more distinct participants. These participants are categorized according to three specialized roles that perform specific functions inside the transaction:

- [Application role](#)

- [Resource manager role](#)
- [Transaction manager role](#)

Each role is functionally independent of the other two. It is possible to implement the protocol functions that are required by any of these three roles without implementing the protocol functions that are required by the other two. For example, it is possible to implement a transactional resource manager without building a transaction manager or a transaction-aware application.

The following graphic depicts the transaction roles.



**Figure 7: Transaction roles**

### 1.3.3.1 Application Role

The application role is generally performed by user software programs that make use of transaction processing services in order to obtain greater reliability or reduce the complexity of error-handling tasks.

The application role is typically responsible for performing the following tasks:

- Determining when to begin a transaction
- Marshaling the transaction to other applications and to resource managers
- Propagating the transaction from one transaction manager to another
- Determining when to complete a transaction

- Performing administrative operations against a specific transaction
- Performing administrative operations against the transaction manager

In general, the motivations behind these tasks are application-specific. The protocol mechanisms by which these tasks can be accomplished are discussed in sections [2](#) and [3](#).

### 1.3.3.2 Resource Manager Role

The resource manager role is generally performed by software programs that manage transactional resources. Databases and queues are the most common examples of such programs.

This protocol supports three types of enlistments: Phase Zero enlistments, Phase One enlistments, and **voter enlistments**. These enlistment types correspond to three common categories of resource manager:

- Caching resource managers appear like a durable resource manager to an application, but they actually delegate their durable state changes to another resource manager that provides true durability. Caching resource managers typically use Phase Zero enlistments.
- Durable resource managers manage access to **durable resources**. They are expected to support recovery. Durable resource managers typically use Phase One enlistments.
- **Volatile resource managers** manage access to **volatile resources** whose state does not persist beyond the lifetime of the resource manager process. Volatile resource managers typically use voter enlistments.

The resource manager role is typically responsible for the following tasks:

- Providing applications with access to data in a transactional manner. This function is specific to the implementation of a resource manager.
- Registering with a transaction manager and performing recovery operations for all [In Doubt](#) transactions.
- Enlisting for various two-phase Commit notifications.
- Voting on transaction outcomes in accord with the implementation-specific policies of the resource manager.

In general, the motivations behind these tasks are application-specific. The specific protocol mechanisms by which these tasks are accomplished are discussed in sections [2](#) and [3](#).

### 1.3.3.3 Transaction Manager Role

The Transaction Manager Role is generally performed by specialized middleware software programs that provide transactional services to applications and resource managers.

The transaction manager role is typically responsible for the following tasks:

- Providing the following services to applications and resource managers:
  - Beginning transactions
  - Completing transactions
  - Coordinating agreement with participants on the outcome of the transaction

- Reaching the decision to commit
- Ensuring the outcome decision is reliably distributed
- Coordinating the process of recovery if failures occur
- Coordinating the outcome of individual transactions by using the Two-Phase Commit protocol.
- Coordinating recovery with other participants after a process or communication failure. See section [1.3.4](#) for recovery details.

A transaction manager is best understood as the aggregation of several cooperating software modules that work together to provide the services previously mentioned. This document calls these software modules **facets**, and assumes the presence of the following five facets:

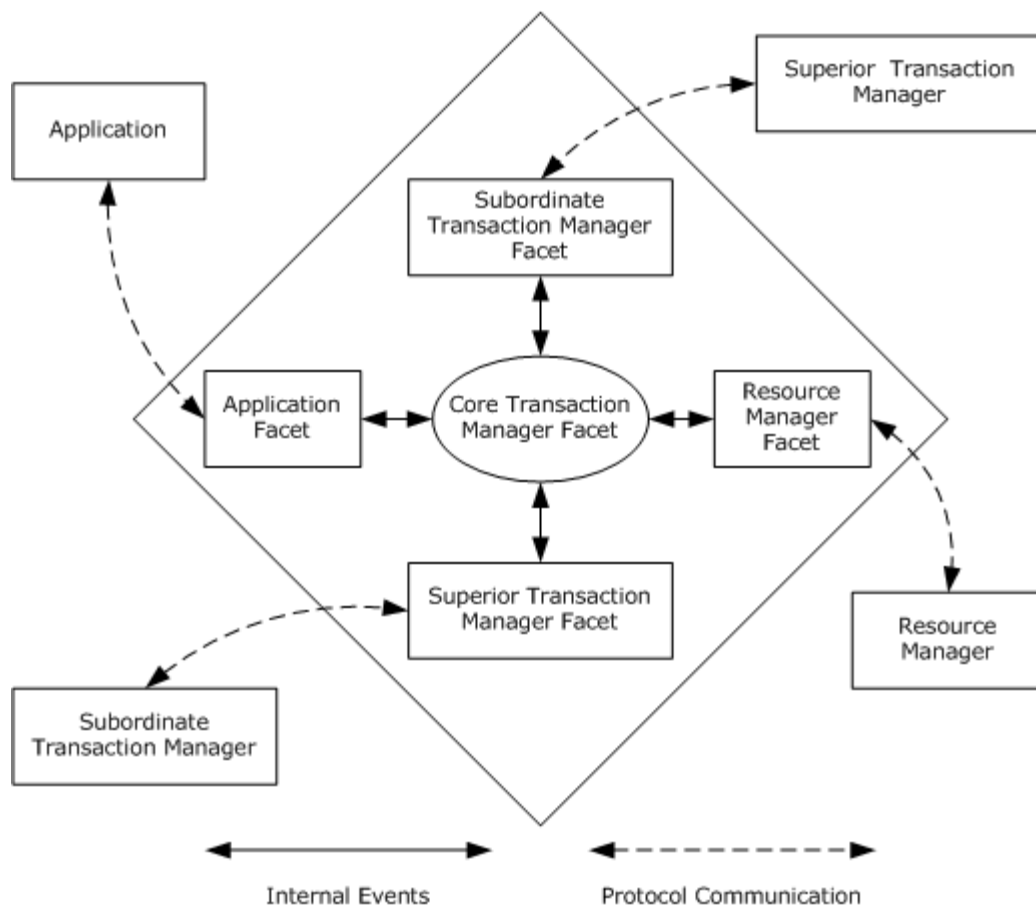
- A facet that acts as a core transaction manager manager
- A facet that communicates with applications
- A facet that communicates with resource managers
- A facet that acts as a superior transaction manager
- A facet that acts as a subordinate transaction manager

A transaction manager provides implementation-specific mechanisms to allow the facets to communicate with one another within the transaction manager itself.

In contrast, the transaction manager facets use the [MSDTC Connection Manager: OleTx Transports Protocol Specification](#) (specified in [MS-CMPO]) and [MSDTC Connection Manager: OleTx Multiplexing Protocol Specification](#) (specified in [MS-CMP]) protocols as transports for this protocol when they communicate with other participants (for example, applications, resource managers, and remote transaction managers). The subprotocols that are used to provide services to these participants are known as **connection types**. The specific connection types that are used in this protocol are specified in detail in section [3](#).

These facets are functionally dependent upon each other. A general-purpose transaction manager is composed of all five of these facets.

The following figure shows the transaction manager facets.



**Figure 8: Transaction manager facets**

#### 1.3.3.3.1 Core Transaction Manager Facet

The **Core Transaction Manager Facet** is a logical construct in the context of this protocol. It never establishes network communication with any other transaction participant. It communicates with the other transaction manager facets through implementation-specific mechanisms.

#### 1.3.3.3.2 Transaction Manager Communication with an Application Facet

When the transaction manager is communicating with an application facet, it provides the following services to applications:

- Transaction creation.
- Transaction propagation to a remote transaction manager.
- Transaction propagation by providing an existing transaction to the [subordinate transaction manager facet](#) for propagation.
- Transaction completion.
- Administrative operations against a specific transaction. These operations include:

- Setting the time-out on a transaction.
- Obtaining transaction details, such as information about the [superior transaction manager facet](#) and the list of subordinate participants.
- Manually resolving the outcome of a transaction.
- Requesting that the transaction manager provide details of the transaction in its implementation-specific trace log.
- Administrative operations against the transaction manager. These operations include the ability to obtain information about the security configuration of the transaction manager.

#### 1.3.3.3.3 Transaction Manager Communication with a Resource Manager Facet

When the transaction manager is communicating with a resource manager facet, it provides the following services to resource managers:

- Resource manager registration
- Recovery and outcome notification for [In Doubt](#) transactions
- Transaction enlistment for Phase Zero, [Phase One](#), and voter participants
- Phase Zero, Phase One, and [Phase Two](#) notifications inside the Two-Phase Commit protocol

#### 1.3.3.3.4 Superior Transaction Manager Facet

The Superior Transaction Manager Facet provides the following services to [subordinate transaction manager facets](#):

- Acts as Superior Transaction Manager Facet to a number of subordinate transaction manager facets in the Two-Phase Commit protocol.
- Provides recovery and outcome notification for transactions that are left in the [Failed to Notify](#) state after a failure.

#### 1.3.3.3.5 Subordinate Transaction Manager Facet

The Subordinate Transaction Manager Facet provides the following services to [superior transaction manager facets](#):

- Acts as a Subordinate Transaction Manager Facet to a superior transaction manager facet in the Two-Phase Commit protocol.
- Provides recovery and outcome notification for transactions that are left in the [In Doubt](#) state after a failure.

### 1.3.4 Transaction Recovery

The atomicity property of a transaction guarantees that all participants in the transaction receive the same outcome. This guarantee is relaxed in the case of volatile resources such as voters but is strictly honored for durable resource managers and transaction managers.

To honor this guarantee, transaction managers and durable resource managers have to be capable of recovering from **transient failures** that can occur, such as loss of transport connectivity or a software crash. The process of recovery involves reestablishing connectivity with other transaction

participants and exchanging the protocol messages that are required to synchronize all parties on the actual outcome of the transaction.

After a transient failure, the transaction manager reestablishes connectivity with the following parties:

- The superior transaction manager for each transaction for which the transaction manager was [In Doubt](#) at the time of the failure
- The subordinate transaction managers for which the transaction manager was in the [Failed to Notify](#) state at the time of the failure

After a transient failure, the resource manager reestablishes connectivity with the following parties:

- The superior transaction manager for each transaction for which the resource manager was In Doubt at the time of the failure

The following sections describe in more detail the recovery process for each participant.

#### 1.3.4.1 Relationship Between Recovery and Durability

Transaction managers and durable resource managers can use any mechanism they choose to implement the durability guarantees of an atomic transaction.

At minimum:

- Before a durable resource manager or subordinate transaction manager sends a Prepared notification to its superior transaction manager, it needs to first ensure that it can derive the information that is needed to contact its superior transaction manager and to inquire about the outcome of the transaction after a transient failure. This requirement is needed for the subordinate to perform recovery on [In Doubt](#) transactions.
- Before a transaction manager can communicate the transaction outcome to a subordinate participant or the root application, it has to first ensure that it can derive the transaction outcome for as long as at least one durable subordinate has not acknowledged receipt of the transaction outcome. This requirement is needed for the superior to perform recovery on Failed to Commit transactions.
- Before a durable resource manager or subordinate transaction manager acknowledges a Commit notification from its superior transaction manager, it has to first ensure that it will not perform recovery on the transaction after a transient failure. This requirement allows the superior transaction manager to implement the **Presumed Abort** optimization.

The information that is needed in order to be able to contact another participant is identical to the information that was needed to establish the initial transport session with that participant, as specified in [\[MS-CMPO\]](#) section 1.3.3.1.

#### 1.3.4.2 Resource Manager Recovery

Resource manager recovery is unidirectional: the resource manager is always responsible for initiating recovery with its transaction manager. A resource manager always performs recovery on startup, even when it has not detected any transactions remaining in the [In Doubt](#) state. This is because the transaction manager cannot determine when it has [Failed to Notify](#) the resource manager of specific transaction outcomes.

The typical sequence for recovery of a resource manager is as follows:

1. The resource manager determines the list of transactions for which it is In Doubt. These are the transactions for which it previously voted Prepared but has not yet learned the outcome.
2. The resource manager registers with its transaction manager.
3. For each In Doubt transaction, the resource manager attempts to contact the transaction manager in order to determine the transaction outcome.
4. When the resource manager receives the outcome from the transaction manager, it performs any implementation-specific actions that are required to honor the **ACID** properties. Also, this process can take some time because the transaction manager can be acting as a subordinate transaction manager and it too might still be In Doubt about the actual transaction outcome.
5. After the resource manager ensures that there are no transactions for which it is still In Doubt, it informs the transaction manager that its recovery is complete. This allows the transaction manager to clean up any pending transactions for which it considered that the resource manager was in the Failed to Notify state.

#### 1.3.4.3 Transaction Manager Recovery

Transaction manager recovery is dual-faceted. The recovering transaction manager will attempt to recover those transactions for which it is acting as a [superior transaction manager facet](#) and those for which it is acting as a [subordinate transaction manager facet](#).

The typical sequence for a superior transaction manager facet to perform recovery is the following:

1. The superior transaction manager determines the list of transactions for which it is in the [Failed to Notify](#) state. These are the transactions whose outcome has been decided but for which there exists at least one durable subordinate participant whose receipt of that outcome cannot be verified.
2. For each of these transactions, the superior transaction manager attempts to perform recovery by contacting all subordinate transaction managers whose receipt of outcome cannot be verified in order to redeliver the transaction outcome.

The typical sequence for a subordinate transaction manager facet to perform recovery is the following:

1. The subordinate transaction manager determines the list of transactions for which it is in the [In Doubt](#) state.
2. For each of these transactions, the subordinate transaction manager attempts to contact the superior transaction manager in order to determine the transaction outcome.
3. For each In Doubt transaction whose transaction outcome is now known, the subordinate transaction manager proceeds to communicate the outcome to its own subordinate transaction managers.

#### 1.3.5 Transaction Propagation

A single transaction typically requires work to be performed by one or more resource managers for one or more applications. Each of these applications and resource managers is typically associated with exactly one transaction manager.

When two participants share a common transaction manager, all that is needed to share a transaction is agreement on the transaction's unique identifier. How this unique identifier is communicated among the applications and resource managers is implementation-specific.

However, when two participants do not share a common transaction manager, this protocol defines a propagation mechanism that enables the two participants to notify their respective transaction managers that a specified transaction will span the two transaction managers. Transaction propagation allows applications and resource managers to freely marshal transactions across process and host machine boundaries by using whatever communication mechanisms and formats they chose.

When a participant (the source) determines that it marshals a transaction to a second participant (the destination), the participant chooses between two distinct propagation techniques:

- Push propagation
- Pull propagation

Push propagation requires the source participant to have a prior knowledge about which transaction manager the destination participant is associated with (as specified in section [1.3.5.2](#)). In contrast, pull propagation allows the source participant to marshal the transaction without any awareness of the transaction manager of the destination participant (as specified in section [1.3.5.1](#)).

Independent of the choice of push or pull propagation, after the propagation is complete, the destination transaction manager will have enlisted with the source transaction manager to coordinate the outcome of the transaction. In this enlistment, the source transaction manager plays the role of superior transaction manager, and the destination transaction manager plays the role of subordinate transaction manager.

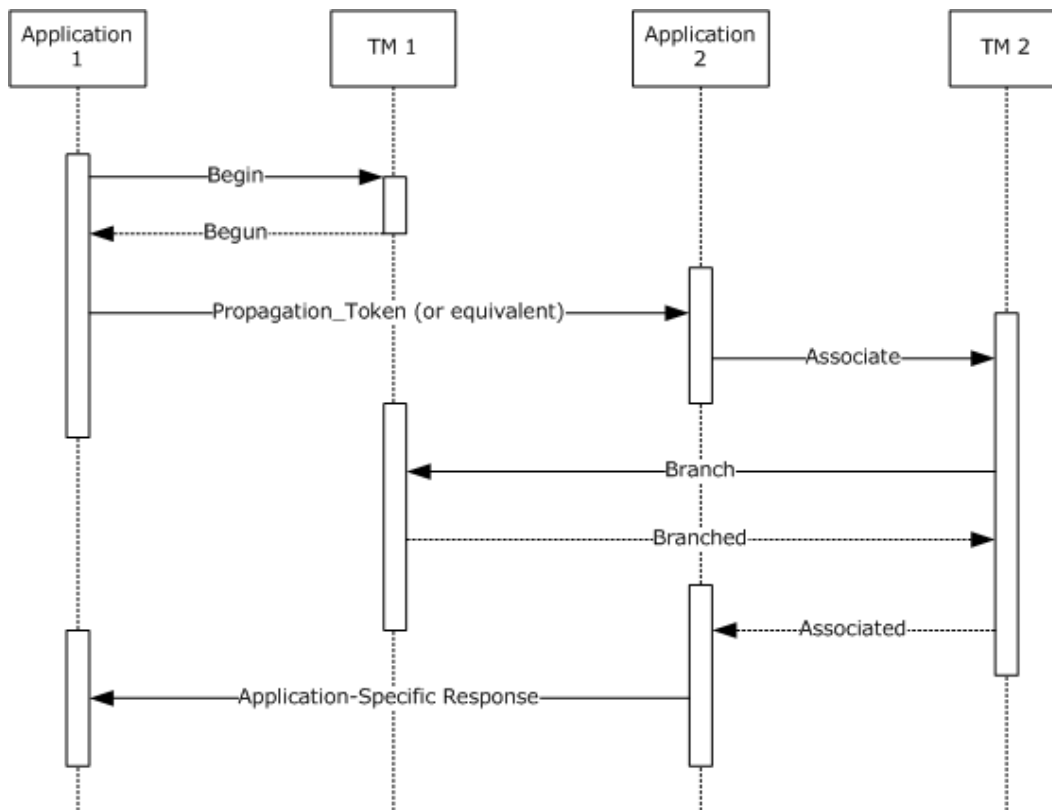
### 1.3.5.1 Pull Propagation

Pull propagation enables the untargeted marshaling of a transaction from one application or resource manager to another. Contact information for the destination transaction manager is not required to be known by the source in advance.

The following sequence of events represents a complete pull propagation operation between two participants:

1. When the source determines that it possesses a transaction that it wants to share with the destination, it provides the destination with marshaling information about the transaction being shared in an implementation-specific manner. The marshaling information needs to be sufficient for the destination to create a [Propagation Token](#) structure, as specified in section [2.2.5.4](#), that corresponds to the transaction being shared.
2. The destination contacts its own transaction manager and requests that it join the transaction by using the marshaling information that is provided by the source application.
3. If the destination transaction manager is not already a participant in the transaction, the destination transaction manager uses the marshaling information to contact the source transaction manager to enlist in the transaction as a subordinate transaction manager. This inter-transaction manager handshake is called pull propagation.
4. If the operation is successful, the destination transaction manager reports success to the destination. The destination performs further operations on the transaction with its associated transaction manager or marshals the transaction further to other participants.

The following figure shows a typical pull propagation.



**Figure 9: Transaction manager pull propagation**

### 1.3.5.2 Push Propagation

Push propagation enables the targeted marshaling of a transaction from one participant to another. Push propagation is available only when the source knows the contact information for the destination transaction manager in advance.

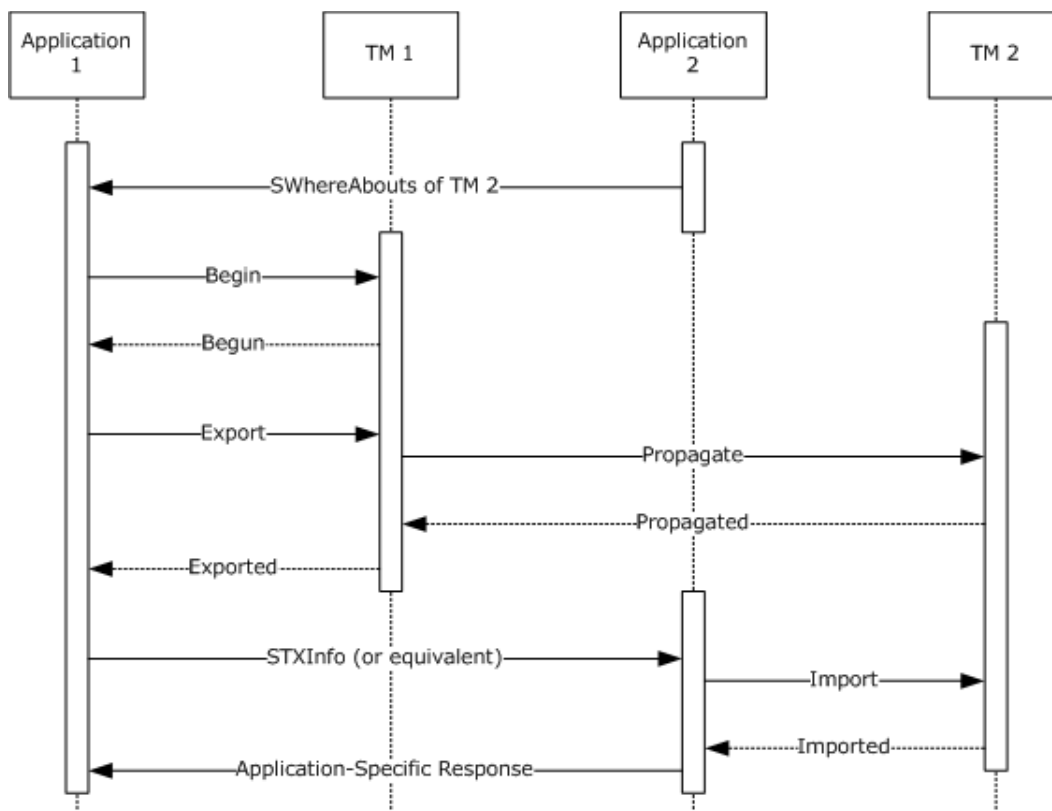
Push propagation consists of two distinct logical operations: an export operation and an import operation.

The following sequence of events represents a complete push propagation operation between two participants:

1. The source obtains contact information for the destination transaction manager by using implementation-specific means. The contact information consists of whatever the source needs to construct an [SWhereabouts](#) structure, as specified in section [2.2.5.11](#). This step need be performed only one time per destination, because the contact information is not specific to a specified transaction or propagation.
2. When the source determines that it possesses a transaction that it wants to share with the destination, the source asks its transaction manager to export the transaction to the destination transaction manager by using the contact information it obtained in the previous step.
3. The source transaction manager contacts the destination transaction manager by using the provided contact information and informs it of the existence and details of the transaction. This inter-transaction manager handshake is the export operation of push propagation.

4. When the source transaction manager receives acknowledgment from the destination transaction manager, the export operation is complete. If the destination transaction manager was not already a participant in the transaction, the destination transaction manager is now enlisted as a subordinate transaction manager at the source transaction manager, which acts as the superior transaction manager.
5. After the source transaction manager informs the source that the transaction was successfully exported, the source then uses an implementation-specific mechanism to marshal the exported transaction to the destination. The marshaled information can take any form that the source and destination agree on but is sufficient for the source to construct an [STxInfo](#) structure as specified in section [2.2.5.10](#).
6. The destination uses the marshaled information that is provided by the source to request an import operation from its transaction manager. The import operation is typically a simple confirmation that the transaction exists and was correctly exported to the destination.
7. If the import operation is successful, the destination transaction manager reports success to the destination. The destination performs further operations on the transaction with its associated transaction manager or marshals the transaction further to other participants.

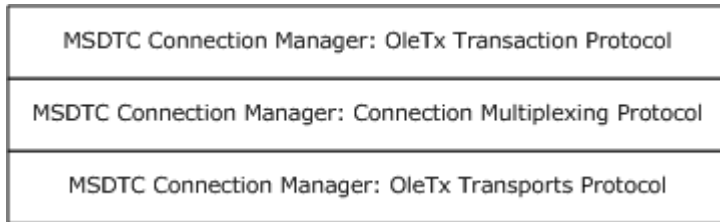
The following figure depicts a typical push propagation.



**Figure 10: Transaction manager push propagation**

## 1.4 Relationship to Other Protocols

The following figure illustrates the relationship between the MSDTC Connection Manager: OleTx Transaction Protocol and the underlying protocols on which it depends.



**Figure 11: Protocol relationships**

This protocol provides extensibility elements that are used by the following specifications:

- [\[MS-DTCM\]](#)
- [\[MS-TIPP\]](#)
- [\[MS-DTCLU\]](#)
- [\[MC-DTCXA\]](#)
- [\[MS-WSRVCAT\]](#)

The following protocols perform transaction marshaling by using the structures specified in section [2.2.5](#) and its subsections of [MS-DTCO]:

- [\[MS-COM\]](#)
- [\[MS-MQRR\]](#)
- [\[MS-MQMP\]](#)

## 1.5 Prerequisites/Preconditions

This protocol requires that all participating roles possess implementations of the [MSDTC Connection Manager: OleTx Transports Protocol Specification](#) (specified in [MS-CMPO]) and [MSDTC Connection Manager: OleTx Multiplexing Protocol Specification](#) (specified in [MS-CMP]) protocols.

## 1.6 Applicability Statement

This protocol applies to scenarios where distributed atomic transaction processing is required.

Distributed transactions are generally required in scenarios where a number of applications and resource managers cooperate to perform a set of related work items that require the ACID properties of a distributed transaction. These properties are needed in order to make changes to persistent state in a deterministic, correct, and highly reliable manner. Although distributed transactions are one of several mechanisms for accomplishing this goal, they are the most efficient and understood general-purpose solution.

This particular distributed transaction protocol requires network topologies where the [\[MS-CMPO\]](#) and [\[MS-CMP\]](#) protocols constitute a viable network transport for establishing long-lived session relationships between different parties supporting many short-lived **connection** exchanges that accomplish specific tasks.

## 1.7 Versioning and Capability Negotiation

This document covers versioning aspects in the following areas:

- Protocol versions

This protocol provides five different versions: 1, 2, 4, 5, and 6 (version 3 is reserved and not used). More details on the protocol elements supported in each version are provided in [Protocol Versioning \(section 2.2.1\)](#).

- Capability negotiation

This protocol performs explicit versioning and capability negotiation, as specified in sections [1.7.2](#) and section [1.7.3](#).

### 1.7.1 Versioning Mechanisms

This protocol uses various mechanisms for versioning that are introduced as follows:

- Protocol Version numbers as versioning mechanism:

This protocol provides five different versions. The following are the implications of supporting a particular protocol version:

- Support for connection types is version-specific and is either required, optional, or not allowed for a given Protocol Version.
- For a version-specific supported connection type, support for all messages defined for that connection type is required.
- The layout of data associated with specific messages is version-specific and is determined by the Protocol Version.

[Protocol Version Numbers as a Versioning Mechanism \(section 2.2.1.1\)](#) specifies details of what it means to support a certain Protocol Version Number. [Protocol Versioning Details \(section 3.1.4\)](#) specifies how the Protocol Version numbers are negotiated during communication initiation.

- Structures with fields containing version numbers as versioning mechanism: Certain structures have fields containing version numbers that specify how to interpret other parts of the structure. As an example, the [Propagation Token \(section 2.2.5.4\)](#) structure has the fields **dwVersionMin** and **dwVersionMax** the values of which are used to indicate whether certain other fields are present or not.

[Structures with Fields Containing Version Numbers as Versioning Mechanism \(section 2.2.2\)](#) provides a list of the structures that fall in this category and links to information regarding each.

- Structures with complex fields using specific values to indicate the type of the complex field. Certain structures have a field that specifies how to interpret other parts of the structure. As an example, the [STmToTmProtocol structure \(section 2.2.5.9\)](#) uses the value of the **tmprotDescribed** field to specify how to interpret the rest of the fields in that structure.

[Structures with a Format-Specifying Field as Versioning Mechanism \(section 2.2.3\)](#) provides a list of the structures that fall in this category and links to information regarding each.

## 1.7.2 Versioning Negotiation Mechanisms

This protocol uses the following versioning negotiation mechanisms for each of the versioning mechanisms discussed above.

- Protocol Version Numbers as versioning mechanism

This protocol makes use of the explicit versioning negotiation mechanism as specified in [\[MS-CMPO\]](#), [BuildContext Primary](#), section [3.3.4.2.1](#). An implementation of this protocol uses this mechanism to specify which versions of the protocol it supports and to negotiate a mutually agreeable version with its partners (see [Protocol Versioning Details, \(section 3.1.4\)](#)).

- Structures with fields containing version numbers as versioning mechanism

There is no versioning negotiation mechanism for this case. The version numbers are passed in each structure by the sender, and interpreted by the receiver.

- Structures with a field containing a value that identifies the structure format as versioning mechanism

There is no versioning negotiation mechanism for this case. The values of the field specifying the format are passed in each structure by the sender, and interpreted by the receiver.

## 1.7.3 Capability Negotiation Mechanisms

This protocol uses the following capability negotiation mechanisms for each of the versioning mechanisms discussed previously.

- Protocol Version numbers as versioning mechanism

- Support for certain connection types is optional for a specific protocol version. A connection **initiator** can determine whether the **acceptor** supports these connection types by sending the first message for the connection and determining the acceptor's level of support from the response. If the acceptor rejects the connection with a [MTAG\\_CONNECTION\\_REQ\\_DENIED](#) as specified in [\[MS-CMP\]](#) section 2.2.5, the connection type is not supported.

- Support for a message type is never optional for a specific connection type, with one exception: [TXUSER\\_RESOLVE\\_MTAG\\_ACCESSDENIED \(section 2.2.8.3.2.1\)](#). However, there is no negotiation process to determine support for this message, and the message is sent by a sender that supports it in all cases.

- Some specific data fields inside certain message types were added in specific protocol versions as additional data fields that appear after the fields that are defined by previous protocol versions. The receivers examine the size of the incoming [MESSAGE\\_PACKET \(section 2.2.4.1\)](#) structure to determine which additional data fields, if any, were included in the message by the sender.

- Structures with fields containing version numbers as a versioning mechanism

The structures using version numbers as a versioning mechanism do not have any optional elements for a particular version. Therefore, there are no capability negotiation mechanisms associated with them.

- Structures with a field containing a value that identifies the structure format as a versioning mechanism

In this case, the format of the structure is completely determined by the respective format-specifying field. There are no capability negotiation mechanisms associated with these structures.

## 1.8 Vendor-Extensible Fields

MSDTC Connection Manager: OleTx Transaction Protocol gives vendors the ability to provide implementation-specific **protocol extensions** to the [Core Transaction Manager Facet](#). This protocol provides the following vendor-extensible fields and data elements:

- A protocol extension can augment the default set of transaction manager facets that are implemented inside an implementation of the transaction manager role, as specified in section [3.2.1.4](#). A protocol extension provides a set of services, as specified in section [3.2.1.5](#).
- A protocol extension also includes the contribution of **extended whereabouts** information to the Core Transaction Manager Facet, as specified in section [3.2.3](#).
- Each vendor-supplied transaction manager facet has the option to use the local events that are provided by the Core Transaction Manager Facet that is specified in section [3.2.7](#).

## 1.9 Standards Assignments

This protocol has no standards assignments.

## 2 Messages

### 2.1 Transport

This protocol uses implementations of the [MSDTC Connection Manager: OleTx Transports Protocol Specification](#) (specified in [MS-CMPO]) and [MSDTC Connection Manager: OleTx Multiplexing Protocol Specification](#) (specified in [MS-CMP]) protocols as the transport layer for sending and receiving protocol messages.

#### 2.1.1 Messages, Connections, and Sessions

The layout of each message that is defined by this protocol MUST extend the [MESSAGE PACKET](#) structure, as specified in section [2.2.4.1](#). The general mechanisms that are used to send and receive messages are as specified in [\[MS-CMP\]](#) sections [3.1.4.1](#) and [3.1.7.4](#).

Each message MUST be sent by using an active [MS-CMP] connection that has been established between an initiator and an acceptor. The mechanisms that are used to initiate and accept connections are as specified in [MS-CMP] sections [3.1.4.2](#) and [3.1.5.5](#).

Each connection MUST be initiated inside an active [\[MS-CMPO\]](#) session that has been established between two OleTx participants. The mechanisms that are used to establish sessions are as specified in [\[MS-CMPO\]](#) section 1.3.3.

The session creation is handled by MSDTC Connection Manager: OleTx Multiplexing Protocol, when a new connection is initiated, as specified in [\[MS-CMP\]](#) section 3.1.4.2.

When a new connection is initiated as specified in [\[MS-CMP\]](#) section 3.1.4.2, the OleTx participant MUST provide the following:

- The **Name Object** of the partner computed from implementation-specific configuration (section [2.1.2.3](#)).
- The connection type.
- An Incoming Message Notification Interface object (as specified in [\[MS-CMP\]](#) section 3.1.1.1) with local events (section [3.1.8](#)) to receive incoming message notifications from MSDTC Connection Manager: OleTx Multiplexing Protocol layer.

#### 2.1.2 MS CMP and MS-CMPO Initialization

In order to establish an [MS-CMPO](#) session as specified in [MS-CMPO] [Local Partner State \(section 3.2.1.1\)](#), the following values MUST be provided to the lower-layer [MS-CMP](#) protocol, which initializes MS-CMPO with the provided values:

- A security-level value that indicates the requested RPC authentication level. The possible values for this element are specified in [\[MS-CMPO\]](#) section 3.2.1.1. The **Security Level** field ([\[MS-CMPO\]](#) section 3.2.1.1) is initialized with the security-level value.
- The minimum and maximum protocol version values as computed in section [2.1.2.2](#). The **Minimum Level 3 Version Number** and **Maximum Level 3 Version Number** fields ([\[MS-CMPO\]](#) section 3.2.1.1) are initialized with the computed minimum and maximum protocol version values.
- A local Name object that indicates the host name, the **contact identifier**, and the supported RPC network protocols of the local partner **endpoint**. Name objects are specified in [\[MS-CMPO\]](#)

section 3.2.1.4. The **Local Name Object** field ([\[MS-CMPO\]](#) section 3.2.1.1) is initialized with the local Name Object value.

If the initialization of the underlying MSDTC Connection Manager: OleTx Multiplexing protocol instance fails as specified in [\[MS-CMP\]](#) section 3.1.3.2, then the implementation-specific failure result MUST be returned to the higher-layer business logic.

### 2.1.2.1 Computing a Security Level

When an application or resource manager initiates a connection to its transaction manager, the application or resource manager MUST use an implementation-specific way to compute the Security Level.

### 2.1.2.2 Computing Protocol Version Values

The process for computing the minimum and maximum protocol version numbers used in initializing the underlying [\[MS-CMPO\]](#) transport is defined in [Protocol Versioning Details \(section 3.1.4\)](#).

### 2.1.2.3 Computing a Name Object

The Name object that is used to initiate a session is obtained in a variety of ways. This section defines how to obtain the appropriate Name object for several common situations. The specific transaction processing roles mentioned in these sections (applications, resource managers, and transaction managers) are defined as specified in section [1.3.3](#).

When an application or resource manager initiates a connection to its transaction manager, the application or resource manager MUST use implementation-specific configuration information to compute a Name object that represents the transaction manager:

1. For **pull propagation** of transactions, the source application MUST include the Name object representing its transaction manager in the marshaling information that is sent to the destination application. The [Propagation Token](#) structure, as specified in section [2.2.5.4](#), SHOULD be used for marshaling this information.
2. For pull propagation of transactions, the subordinate transaction manager (the transaction manager of the destination) MUST communicate its own Name object to the superior transaction manager (the source transaction manager) using a CONNTYPE\_PARTNERTM\_BRANCH connection.
3. For **push propagation** of transactions, the destination application MUST make the Name object that represents its transaction manager available to the source application. The [SWhereabouts](#) structure that is defined as specified in section [2.2.5.11](#) SHOULD be used for marshaling this information. Alternatively, the [NAMEOBJECTBLOB](#) structure that is defined as specified in section [2.2.5.3](#), MAY be used for the same purpose. <1>
4. For push propagation of transactions, the superior transaction manager MUST communicate its own Name object to the subordinate transaction manager using a [CONNTYPE\\_PARTNERTM\\_PROPAGATE \(section 2.2.9.1.1.1\)](#) connection.

## 2.2 Message Syntax

### 2.2.1 Protocol Versioning

#### 2.2.1.1 Protocol Version Numbers as a Versioning Mechanism

This protocol has five versions: 1, 2, 4, 5, and 6 (version 3 is reserved and not used).[<2>](#)For each version, there is a set of protocol elements that MUST be supported (called version-required elements), a set of optional protocol elements that SHOULD be supported (called version-optional elements), and a set of protocol elements that MUST NOT be supported. The following sections provide versioning tables that specify the scope of each protocol version with respect to the three mentioned sets.

The tables contain the following values.

Value	Description
Yes	The protocol element MUST be supported in the respective protocol version.
No	The protocol element MUST NOT be supported in the respective protocol version.
Optional	The protocol element SHOULD be supported in the respective protocol version.

##### 2.2.1.1.1 Version-Specific Aspects of Connection Types Relevant to an Application

The following table shows version-specific aspects for connection types that are relevant to applications. This table includes connection types and messages that are supported on certain versions as well as messages whose size is version specific. If a connection type or message that is relevant to applications is omitted from this table, it is not version specific and MUST be supported on all versions.

Version-specific aspect	V1	V2	V4	V5	V6
Version supports connection type <a href="#">CONNTYPE_TXUSER_BEGIN2 (section 2.2.8.1.2)</a> .	No	Yes	Yes	Yes	Yes
Version supports connection type <a href="#">CONNTYPE_TXUSER_EXTENDEDWHEREABOUTS (section 2.2.8.2.2.1)</a> .	No	No	No	Optional <a href="#">&lt;3&gt;</a>	Optional <a href="#">&lt;4&gt;</a>
Version supports connection type <a href="#">CONNTYPE_TXUSER_GETSECURITYFLAGS (section 2.2.8.4.1)</a> .	No	No	Yes	Yes	Yes
Version supports connection type <a href="#">CONNTYPE_TXUSER_IMPORT2 (section 2.2.8.2.2.5)</a> .	No	Yes	Yes	Yes	Yes
Version supports connection type <a href="#">CONNTYPE_TXUSER_PROMOTE (section 2.2.8.1.3)</a> .	No	No	No	Optional <a href="#">&lt;5&gt;</a>	Optional <a href="#">&lt;6&gt;</a>
Version supports connection type <a href="#">CONNTYPE_TXUSER_SETTXTIMEOUT (section 2.2.8.3.3)</a> .	No	Optional <a href="#">&lt;7&gt;</a>	No	No	No

Version-specific aspect	V1	V2	V4	V5	V6
Version supports connection type <a href="#">CONNTYPE_TXUSER_SETTXTIMEOUT2 (section 2.2.8.3.4)</a> .	No	No	Optional	Optional <8>	Optional <9>
Version supports connection type <a href="#">CONNTYPE_TXUSER_TRACE (section 2.2.8.3.5)</a> .	No	No	Yes	Yes	Yes
Version supports messages <a href="#">TXUSER_EXPORT_MTAG_CREATE2 (section 2.2.8.2.2.2)</a> and <a href="#">TXUSER_EXPORT_MTAG_CREATE_NET_TX_DISABLED (section 2.2.8.2.2.4)</a> .	No	No	Yes	Yes	Yes
Version supports message <a href="#">TXUSER_RESOLVE_MTAG_ACCESSDENIED (section 2.2.8.3.2.1)</a> .	No	No	Optional <10>	Yes	Yes
The <b>SourceTmAddress</b> field is described by the structure <a href="#">NAMEOBJECTBLOB (section 2.2.5.3)</a> in message <a href="#">TXUSER_ASSOCIATE_MTAG_ASSOCIATE (section 2.2.8.2.1.1.1)</a> .	Yes	No	No	No	No
The <b>SourceTmAddress</b> field is described by the structure <a href="#">OLETX_TM_ADDR (section 2.2.4.2)</a> in message <a href="#">TXUSER_ASSOCIATE_MTAG_ASSOCIATE (section 2.2.8.2.1.1.1)</a> .	No	Yes	Yes	Yes	Yes
The <b>SourceTmAddress</b> field is described by the structure <a href="#">NAMEOBJECTBLOB (section 2.2.5.3)</a> in message <a href="#">TXUSER_EXPORT_MTAG_CREATE (section 2.2.8.2.2.1)</a> .	Yes	No	No	No	No
The <b>SourceTmAddress</b> field is described by the structure <a href="#">OLETX_TM_ADDR (section 2.2.4.2)</a> in message <a href="#">TXUSER_EXPORT_MTAG_CREATE (section 2.2.8.2.2.1)</a> .	No	Yes	Yes	Yes	Yes
The <b>grfNetworkDtcAccess</b> field of the <a href="#">TXUSER_GETSECURITYFLAGS_MTAG_FETCHED</a> message supports (uses) the following <a href="#">DTCADVCONFIG</a> bits: <b>DTCADVCONFIG_NETWORKDTCACCESS_ENABLE</b> <b>DTCADVCONFIG_NETWORKDTCACCESS_ADMIN</b> <b>DTCADVCONFIG_NETWORKDTCACCESS_TX</b> <b>DTCADVCONFIG_NETWORKDTCACCESS_CLIENTS</b> <b>DTCADVCONFIG_NETWORKDTCACCESS_TIP</b>	No	No	Yes	Yes	Yes
The <b>grfNetworkDtcAccess</b> field of the <a href="#">TXUSER_GETSECURITYFLAGS_MTAG_FETCHED</a> message supports (uses) the following <a href="#">DTCADVCONFIG</a> bits: <b>DTCADVCONFIG_INBOUNDNETWORK_TX</b> <b>DTCADVCONFIG_OUTBOUNDNETWORK_TX</b> <b>DTCADVCONFIG_SECURITYLEVEL_NOSECURITY</b> <b>DTCADVCONFIG_SECURITYLEVEL_AUTHENTICATEDO</b>	No	No	No	Yes	Yes

Version-specific aspect	V1	V2	V4	V5	V6
<b>NLY</b> <b>DTCADVCONFIG_SECURITYLEVEL_MUTUALAUTH</b>					
The <b>grfOptions</b> field of the <a href="#">TXUSER_GETSECURITYFLAGS MTAG_FETCHED</a> message supports (uses) the following <a href="#">DTCADVCONFIG_OPTIONS</a> bits: <b>DTCADVCONFIG_OPTIONS_LUTRANSACTIONS_DISABLE</b>	No	No	No	No	Yes
The <b>guidSignature</b> field in the <a href="#">STxInfo</a> structure present in propagation-related messages uses a reserved <a href="#">GUID</a> with the binary value representation of {2adb4463-bd41-11d0-b12e-00c04fc2f3ef}. A GUID in this protocol is a 16-byte structure that is a unique identifier for an object, as specified in <a href="#">[MS-DTYP]</a> (section 2.3.2).	No	Yes	Yes	Yes	Yes
The <a href="#">STxInfo</a> structure supports versioning based on its <b>guidSignature</b> field.	No	Yes	Yes	Yes	Yes
Version supports connection type CONNTYPE_TXUSER_EXPORT2	No	No	No	No	Yes
Version supports message TXUSER_EXPORT_MTAG_EXPORT_COMM_FAILED	No	No	No	No	Yes

#### 2.2.1.1.2 Version-Specific Aspects of Connection Types Relevant to a Transaction Manager

The following table shows version-specific aspects for connection types that are relevant to transaction managers. This table includes connection types and messages that are supported on certain versions as well as messages whose size is version specific. If a connection type or message that is relevant to transaction managers is omitted from this table, it is not version specific and MUST be supported on all versions.

Version-specific aspect	V1	V2	V4	V5	V6
<a href="#">PARTNERTM_PROPAGATE_MTAG_PHASE0</a> , <a href="#">PARTNERTM_PROPAGATE_MTAG_PHASE0COMPLETE</a> , <a href="#">PARTNERTM_PROPAGATE_MTAG_PHASE0REGISTER</a> , <a href="#">PARTNERTM_PROPAGATE_MTAG_PHASE0REGISTERED</a> , and <a href="#">PARTNERTM_PROPAGATE_MTAG_PHASE0REGISTRATIONREJECTED</a>	No	Yes	Yes	Yes	Yes

#### 2.2.1.1.3 Version-Specific Aspects of Connection Types Relevant to a Resource Manager

The following table shows version-specific aspects for connection types that are relevant to resource managers. These include connection types and messages that are supported on certain MSDTC Connection Manager: OleTx Multiplexing Protocol versions as well as messages whose size is version specific. If a connection type or message that is relevant to resource managers is omitted from this table, then it is not version specific and MUST be supported on all versions.

Version-specific aspect	V1	V2	V4	V5	V6
Version supports connection type <a href="#">CONNTYPE_TXUSER_PHASE0</a> .	No	Yes	Yes	Yes	Yes
Version supports connection type <a href="#">CONNTYPE_TXUSER_RESOURCEMANAGERINTERNAL</a> .	No	No	No	Optional<11>	Optional<12>

## 2.2.2 Structures with Fields Containing Version Numbers as Versioning Mechanism

Currently, only one structure has fields that specify the version (and therefore the format) of the structure.

Structure	Fields containing version numbers
<a href="#">Propagation Token</a>	<b>dwVersionMin</b> <b>dwVersion Max</b>

## 2.2.3 Structures with a Format-Specifying Field as Versioning Mechanism

The following table contains the structures that have a field whose value indicates the format of the structure.

Structure	Format-specifying field
<a href="#">STmToTmProtocol</a>	<b>tmprotDescribed</b>
<a href="#">STxInfo</a>	<b>guidSignature</b>

## 2.2.4 Common Structures

### 2.2.4.1 MESSAGE\_PACKET

The MESSAGE\_PACKET structure defines the initial message fields that are contained by all **message tags (MTAG)s** in this protocol, as specified in [\[MS-CMP\]](#) section 2.2.2.

0	1	2	3	4	5	6	7	8	9	10	11	12	13	14	15	16	17	18	19	20	21	22	23	24	25	26	27	28	29	30	31
MsgTag																															
fIsMaster																															
dwConnectionId																															
dwUserMsgType																															
dwcbVarLenData																															

dwReserved1
-------------

**MsgTag (4 bytes):** A 4-byte integer value that describes the OLE transaction message type. For all uses in this document, this value MUST be 0x00000FFF, which indicates MTAG\_USER\_MESSAGE, as specified in [\[MS-CMP\]](#) section 2.2.8.

**fIsMaster (4 bytes):** A 4-byte value indicating the direction of the message in the conversation.

This value MUST be one of the following values.

Value	Meaning
0x00000000	The message is sent by the party that accepted the connection.
0x00000001	The message is sent by the party that initiated the connection.

**dwConnectionId (4 bytes):** A 4-byte integer value that MUST contain the unique identifier for the associated connection.

**dwUserMsgType (4 bytes):** This field contains the message type identifier. Each MTAG that is defined in this section MUST specify a distinct value for this field for a specified connection type.

**dwcbVarLenData (4 bytes):** An unsigned 4-byte integer value that MUST contain the size, in bytes, of the message buffer that contains the MESSAGE\_PACKET structure, minus the size, in bytes, of the MESSAGE\_PACKET structure itself.

**dwReserved1 (4 bytes):** Reserved. This value MAY be set to any implementation-specific value and MUST be ignored on receipt.[<13>](#)

#### 2.2.4.2 OLETX\_TM\_ADDR

The OLETX\_TM\_ADDR structure is used to represent the address of a transaction manager.

0	1	2	3	4	5	6	7	8	9	10	11	12	13	14	15	16	17	18	19	20	21	22	23	24	25	26	27	28	29	30	31
guidSignature																															
...																															
...																															
...																															
guidEndpoint																															
...																															
...																															

...
grbComProtsSupported
wszHostName (variable)
...

**guidSignature (16 bytes):** This field contains a signature value for this structure. The value MUST be the binary representation of the **GUID** {DC85CB48-D8A5-11d2-828B-00805F0DF75A}.

**guidEndpoint (16 bytes):** This field MUST contain a GUID that specifies the contact identifier of the transaction manager.

**grbComProtsSupported (4 bytes):** Indicates the RPC transports for which the transaction manager is listening. The value MUST be a bitwise OR operator of one or more [\[MS-CMPO\]](#) flags, as specified in [\[MS-CMPO\]](#) section 2.2.4.

**wszHostName (variable):** This field MUST contain a null-terminated, little-endian UTF-16 encoded string that specifies the NetBIOS host name of the transaction manager. This field MUST NOT contain a **Unicode** byte-order-mark (BOM) character. The length of this field MUST be 2 to 32 bytes, inclusive.

For specific information on NetBIOS, see [\[NetBEUI\]](#), [\[RFC1001\]](#), and [\[RFC1002\]](#).

### 2.2.4.3 OLETX\_VARLEN\_STRING

The OLETX\_VARLEN\_STRING structure is used to represent a byte-counted variable-length string.

0	1	2	3	4	5	6	7	8	9	10	11	12	13	14	15	16	17	18	19	20	21	22	23	24	25	26	27	28	29	30	31
cbLength																															
szString (variable)																															
...																															

**cbLength (4 bytes):** An unsigned integer that MUST contain the number of bytes in the **szString** field.

**szString (variable):** A Latin-1 string as specified in [\[ISO/IEC-8859-1\]](#) without a final null-terminating character. This field MUST be **cbLength** bytes in length. If **cbLength** is zero, this field MUST NOT be present.

## 2.2.5 Transaction Propagation Structures

### 2.2.5.1 Associate\_Msg\_Version2

The Associate\_Msg\_Version2 structure contains the NetBIOS host name of a transaction manager.

0	1	2	3	4	5	6	7	8	9	10	11	12	13	14	15	16	17	18	19	20	21	22	23	24	25	26	27	28	29	30	31
cbHostNameW																															
wszHostName (variable)																															
...																															

**cbHostNameW (4 bytes):** The size, in bytes, of **wszHostName**, including the null terminator. The value of this field MUST be in the range 2 to 32 bytes, inclusive.

**wszHostName (variable):** A null-terminated, little-endian UTF-16 encoded string that contains a NetBIOS host name. This string MUST have the length that is specified by **cbHostNameW** and MUST NOT contain a Unicode BOM character.

### 2.2.5.2 Associate\_Msg\_Version3

The Associate\_Msg\_Version3 structure contains information about the transaction protocol support of a transaction manager. [<14>](#)

0	1	2	3	4	5	6	7	8	9	10	11	12	13	14	15	16	17	18	19	20	21	22	23	24	25	26	27	28	29	30	31
fNetworkTxEnabled																															
fTipEnabled																															
cbTipTmUrl																															
szTipTmUrl (variable)																															
...																															

**fNetworkTxEnabled (4 bytes):** This field indicates if network access is enabled or disabled on the transaction manager. If network access is disabled, this field MUST be set to zero. If network access is enabled, this field MUST be set to a nonzero value.

**fTipEnabled (4 bytes):** This field indicates if the transaction Internet Protocol (TIP) is enabled or disabled on the transaction manager, as specified in [\[RFC2371\]](#). If TIP is disabled, this field MUST be set to zero. If TIP is enabled, this field MUST be set to a nonzero value. For more information about the TIP protocol, see [\[RFC2371\]](#) for details.

**cbTipTmUrl (4 bytes):** This field MUST contain the size, in bytes, of **szTipTmUrl**, including the null terminator. The value of this field MUST be greater than or equal to 0.

**szTipTmUrl (variable):** A null-terminated Latin-1 ANSI string, as specified in [\[ISO/IEC-8859-1\]](#), that MUST contain the URL of the TIP transaction manager on the node that created this propagation token. If cbTipTmUrl is zero, this field MUST NOT be present. Otherwise, this field MUST have the length specified by **cbTipTmUrl**.

### 2.2.5.3 NAMEOBJECTBLOB

The NAMEOBJECTBLOB structure contains information to identify and locate a transaction manager.

0	1	2	3	4	5	6	7	8	9	10	11	12	13	14	15	16	17	18	19	20	21	22	23	24	25	26	27	28	29	30	31
szGuid																															
...																															
...																															
...																															
...																															
...																															
...																															
(szGuid cont'd for 2 rows)																															
dwcbHostName																															
dwReserved1																															
grbComProtsSupported																															
szHostName (variable)																															
...																															

**szGuid (40 bytes):** A fixed-size array containing a null-terminated Latin-1 ANSI string, as specified in [\[ISO/IEC-8859-1\]](#), that contains a GUID that is formatted into a string, as specified in [\[C706\]](#), [Appendix A, UUID](#). This string MUST identify the contact identifier for the transaction manager instance that is located at the node that is identified by the host name. Storage after the initial null MUST be ignored on receipt.

**dwcbHostName (4 bytes):** This field MUST contain the size, in bytes, of the **szHostName** field, including the null terminator. The value of this field MUST be in the range 1 to 16, inclusive.

**dwReserved1 (4 bytes):** Reserved. This field MUST be set to an implementation-specific value and MUST be ignored on receipt. [<15>](#)

**grbComProtsSupported (4 bytes):** Indicates which RPC transports the transaction manager is able to use to communicate. The value MUST be a bitwise OR operator of one or more flags,

as specified in [\[MS-CMPO\]](#). The [COM\\_PROTOCOL](#) data type is implemented as specified in [\[MS-CMPO\]](#) section 2.2.4.

**szHostName (variable):** A null-terminated Latin-1 ANSI string, as specified in [ISO/IEC-8859-1](#), that MUST specify the host name of the transaction manager instance. It MUST have the length specified by **dwcbHostName**.

#### 2.2.5.4 Propagation-Token

The Propagation Token structure is used for performing pull-based transaction propagation. This structure contains information about a transaction and about a superior transaction manager that is available for use by participants to enlist on the transaction.

[illegible]

...
(szDesc cont'd for 2 rows)
NameObject (variable)
...
AssociateMsgVersion2 (variable)
...
AssociateMsgVersion3 (variable)
...

**dwVersionMin (4 bytes):** The minimum version of the transaction information structure that accompanies the Propagation Token. The value MUST be set to 1.

**dwVersionMax (4 bytes):** The maximum version of the transaction information structure that accompanies the Propagation Token. The value MUST be 1, 2, or 3. [<16>](#)

**guidTx (16 bytes):** This field MUST contain a GUID that specifies the **transaction identifier**.

**isoLevel (4 bytes):** The isolation level of the transaction. This field MUST contain one value from the [OLETX ISOLATION LEVEL](#) enumeration.

**isoFlags (4 bytes):** The isolation flags for the transaction. This field MUST contain the bitwise OR operator of zero or more values from the [OLETX ISOLATION FLAGS](#) enumeration.

**cbSourceTmAddr (4 bytes):** This field MUST contain the total size, in bytes, of the space that is used by the **NameObject**, **AssociateMsgVersion2**, and **AssociateMsgVersion3** fields.

**szDesc (40 bytes):** The description of the transaction, as a fixed-size array of 40 bytes containing a null-terminated Latin-1 ANSI string, as specified in [\[ISO/IEC-8859-1\]](#). This field MUST be set to an implementation-specific value. Any bytes that follow the first null-terminator character SHOULD be ignored on receipt.

**NameObject (variable):** This field MUST be a [NAMEOBJECTBLOB](#) structure that contains contact information about the transaction manager that is referenced by the Propagation Token.

**AssociateMsgVersion2 (variable):** This field MUST be an [Associate Msg Version2](#) structure that contains the NetBIOS host name for the transaction manager that is referenced by the Propagation Token. If **dwVersionMax** is 1, then this field MUST NOT be present; otherwise, it MUST be present. If this field is present, the contents MUST override the **szHostName** value in the **NameObject** field.

**AssociateMsgVersion3 (variable):** This field MUST be an [Associate Msg Version3](#) structure that contains information about the transaction protocol support for the transaction manager that is referenced by the Propagation Token. If **dwVersionMax** is 3, then this field MUST be present; otherwise, it MUST NOT be present.

### 2.2.5.5 SDtcCmEndpointInfoV1

The SDtcCmEndpointInfoV1 structure contains data used to connect to a transaction manager that supports the OleTx protocol.

0	1	2	3	4	5	6	7	8	9	10	11	12	13	14	15	16	17	18	19	20	21	22	23	24	25	26	27	28	29	30	31
comprotSupported																															
guidEndpointID																															
...																															
...																															
...																															
szHostname (variable)																															
...																															

**comprotSupported (4 bytes):** Indicates which RPC transports the transaction manager supports for communication. The value MUST be a bitwise OR operator of one or more [\[MS-CMPO\]](#) flags. The [COM\\_PROTOCOL](#) data type is implemented as specified in [\[MS-CMPO\]](#) section 2.2.4.

**guidEndpointID (16 bytes):** This field MUST be a GUID that specifies the contact identifier of the transaction manager.

**szHostname (variable):** A null-terminated Latin-1 ANSI character string, as specified in [\[ISO/IEC-8859-1\]](#), that MUST specify the host name for the transaction manager endpoint. This field MUST be between 1 and 16 bytes in length, inclusive.

### 2.2.5.6 SDtcCmEndpointInfoV2

The SDtcCmEndpointInfoV2 structure contains extended information that is used, along with the contents of the [SDtcCmEndpointInfoV1 \(section 2.2.5.5\)](#) structure, to connect to a transaction manager that supports the OleTx protocol.

0	1	2	3	4	5	6	7	8	9	10	11	12	13	14	15	16	17	18	19	20	21	22	23	24	25	26	27	28	29	30	31
wszHostname (variable)																															
...																															

**wszHostname (variable):** A null-terminated little-endian UTF-16 character string that specifies the NetBIOS host name for the transaction manager endpoint. This field MUST be between 2 and 32 bytes in length, inclusive, and MUST NOT contain a Unicode BOM character.

### 2.2.5.7 SOleTxInfoForTip

The SOleTxInfoForTip structure contains data that is specific to the Transaction Internet Protocol (TIP) for an exported transaction.

0	1	2	3	4	5	6	7	8	9	10	11	12	13	14	15	16	17	18	19	20	21	22	23	24	25	26	27	28	29	30	31
szDescription																															
...																															
...																															
...																															
...																															
...																															
...																															
(szDescription cont'd for 2 rows)																															
isoLevel																															
isoFlags																															
szTipTmUrl (variable)																															
...																															

**szDescription (40 bytes):** See the **szDesc** field in [Propagation Token \(section 2.2.5.4\)](#) for details.

**isoLevel (4 bytes):** The isolation level of the transaction. The value MUST be one as specified in the [OLETX ISOLATION LEVEL \(section 2.2.6.9\)](#) enumeration.

**isoFlags (4 bytes):** The isolation flags for the transaction. The value MUST be a legal combination of values from the [OLETX ISOLATION FLAGS \(section 2.2.6.8\)](#) enumeration.

**szTipTmUrl (variable):** A null-terminated Latin-1 ANSI string, as specified in [\[ISO/IEC-8859-1\]](#), that MUST specify the TIP URL of the transaction manager, as specified in [\[RFC2371\]](#).

### 2.2.5.8 SExtendedEndpointInfo

The SExtendedEndpointInfo packet contains data to represent endpoint information that is available for use to connect to a protocol extension that is hosted by a transaction manager. This structure does not specify its own length. Therefore, it MUST be used in a context that specifies the actual length.

0	1	2	3	4	5	6	7	8	9	10	11	12	13	14	15	16	17	18	19	20	21	22	23	24	25	26	27	28	29	30	31
guidProtocolExtension																															
...																															
...																															
...																															
rgbProtocolExtensionData (variable)																															
...																															

**guidProtocolExtension (16 bytes):** This field MUST contain a GUID that specifies the protocol extension that contributed this extended endpoint information.

**rgbProtocolExtensionData (variable):** This field MUST contain data that is contributed by a protocol extension that represents protocol extension-specific endpoint information. The format and size of this data is specific to the respective extension protocol. This data MUST NOT be interpreted by an application or other transaction participant unless it recognizes the **guidProtocolExtension** field.

### 2.2.5.9 STmToTmProtocol

The STmToTmProtocol structure contains protocol-specific endpoint information for the transaction manager.

0	1	2	3	4	5	6	7	8	9	10	11	12	13	14	15	16	17	18	19	20	21	22	23	24	25	26	27	28	29	30	31
tmprotDescribed																															
cbTmProtocolData																															
rgbTmProtocolData (variable)																															
...																															

**tmprotDescribed (4 bytes):** This field specifies the type of transaction manager-to-transaction manager protocol-specific data for this transaction. This MUST be one of the values specified in [TM Protocol \(section 2.2.6.2\)](#).<17>

**cbTmProtocolData (4 bytes):** This field MUST specify the length, in bytes, of the **rgbTmProtocolData** field.

**rgbTmProtocolData (variable):** The transaction manager protocol-specific data for this transaction. If the **cbTmProtocolData** field is 0, this field MUST NOT be present. Otherwise, the format of this field depends on the value of the **tmprotDescribed** field, which MUST be one of the following values.

tmprotDescribed name/value	Meaning
TmProtocolMsdtcV1 0x00000002	This field MUST contain an <a href="#">SDtcCmEndpointInfoV1 (section 2.2.5.5)</a> structure that contains data that is used to connect to an OleTx transaction manager. The <b>cbTmProtocolData</b> field MUST be at least 21.
TmProtocolMsdtcV2 0x00000003	This field MUST contain an <a href="#">SDtcCmEndpointInfoV2 (section 2.2.5.6)</a> structure that contains additional data that is used to connect to an OleTx transaction manager. The <b>cbTmProtocolData</b> field MUST be at least 2.
TmProtocolExtended 0x00000004	This field MUST contain an <a href="#">SExtendedEndpointInfo (section 2.2.5.8)</a> structure for an extension protocol. The <b>cbTmProtocolData</b> field MUST be at least 16.

## 2.2.5.10 STxInfo

The STxInfo structure represents an exported transaction during push-based transaction propagation. The information in this structure is passed to a transaction manager in order to import a transaction.

0	1	2	3	4	5	6	7	8	9	10	11	12	13	14	15	16	17	18	19	20	21	22	23	24	25	26	27	28	29	30	31
guidSignature																															
...																															
...																															
...																															
uowTx (optional)																															
...																															
...																															
...																															
tmprotUsed (optional)																															

cbProtocolSpecificTxInfo (optional)
protocolSpecificTxInfo (variable)
...

**guidSignature (16 bytes):** This field MUST be a GUID that either specifies the transaction identifier or specifies a signature value that indicates that the fields following this field are present in the structure. If the field contains the binary value representation of the GUID {2adb4463-bd41-11d0-b12e-00c04fc2f3ef}, the fields **uowTx**, **tmprotUsed**, and **cbProtocolSpecificTxInfo** MUST be present. For all other values, this field MUST specify the GUID of the transaction to be imported, and all other fields MUST NOT be present. This field MUST be set to the binary value representation of the GUID {2adb4463-bd41-11d0-b12e-00c04fc2f3ef} or to the GUID of the transaction based on the protocol version as specified in section [2.2.1.1.1](#).

**uowTx (16 bytes):** If present, this field MUST be a GUID that specifies the transaction identifier.

**tmprotUsed (4 bytes):** If present, this field MUST specify the format of the data in the **protocolSpecificTxInfo** field. The value MUST be one that is as specified in [TM PROTOCOL \(section 2.2.6.2\)](#).

**cbProtocolSpecificTxInfo (4 bytes):** If present, this field MUST contain the size of the protocol-specific data. This value MUST be zero, unless **tmprotUsed** contains the value TmProtocolTip, in which case the value MUST be determined by adding the size of the [SOleTxInfoForTip \(section 2.2.5.7\)](#) structure and the size, in bytes, of the **szTipTmUrl** field in the SOleTxInfoForTip structure, including the null terminator.

**protocolSpecificTxInfo (variable):** If present, this field MUST contain a SOleTxInfoForTip (section 2.2.5.7) structure. If the **cbProtocolSpecificTxInfo** field is present and has a nonzero value, this field MUST be present. Otherwise, this field MUST not be present.

## 2.2.5.11 SWhereabouts

The SWhereabouts structure describes the location of a transaction manager and the protocols that MUST be used to contact it.

0	1	2	3	4	5	6	7	8	9	10	11	12	13	14	15	16	17	18	19	20	21	22	23	24	25	26	27	28	29	30	31
guidSignature																															
...																															
...																															
cTmToTmProtocols																															

rgtmprotUsableList (variable)
...

**guidSignature (16 bytes):** This field contains a signature value for this structure. The value MUST be the binary representation of the GUID {2adb4462-bd41-11d0-b12e-00c04fc2f3ef}.

**cTmToTmProtocols (4 bytes):** This field MUST contain the number of [STmToTmProtocol \(section 2.2.5.9\)](#) structures present in the **rgtmprotUsableList** field. This value MUST be at least 1.

**rgtmprotUsableList (variable):** This field MUST contain an unordered list of STmToTmProtocol structures with protocol-specific connection information for this transaction manager. Each entry MUST be aligned on a 4-byte boundary by padding with arbitrary values that MUST be ignored on receipt. A list that contains an STmToTmProtocol structure with a **tmprotDescribed** value of TmProtocolMsdtcV2 MUST also contain an STmToTmProtocol structure with a **tmprotDescribed** value of TmProtocolMsdtcV1. In this case, the **wszHostName** value in the [SDtcCmEndpointV2](#) structure MUST be used in place of the **szHostName** value in the [SDtcCmEndpointV1](#) structure.

## 2.2.6 Transaction Enumerations

### 2.2.6.1 Connection Types

The CONNTYPE enumeration defines the **connection types** that are used by MSDTC Connection Manager: OleTx Multiplexing Protocol Specification.

```
typedef enum
{
    CONNTYPE_TXUSER_BEGINNER = 0x00000001,
    CONNTYPE_TXUSER_IMPORT = 0x00000002,
    CONNTYPE_TXUSER_ENLISTMENT = 0x00000003,
    CONNTYPE_TXUSER_EXPORT = 0x00000004,
    CONNTYPE_TXUSER_RESOURCEMANAGER = 0x00000005,
    CONNTYPE_TXUSER_REENLIST = 0x00000006,
    CONNTYPE_TXUSER_RESOLVE = 0x00000007,
    CONNTYPE_TXUSER_VOTER = 0x00000009,
    CONNTYPE_TXUSER_ASSOCIATE = 0x00000011,
    CONNTYPE_TXUSER_GETTXDETAILS = 0x00000022,
    CONNTYPE_TXUSER_PHASE0 = 0x00000024,
    CONNTYPE_TXUSER_BEGIN2 = 0x00000028,
    CONNTYPE_TXUSER_IMPORT2 = 0x00000033,
    CONNTYPE_TXUSER_GETSECURITYFLAGS = 0x00000035,
    CONNTYPE_TXUSER_TRACE = 0x00000036,
    CONNTYPE_TXUSER_SETTXTIMEOUT = 0x00000037,
    CONNTYPE_TXUSER_SETTXTIMEOUT2 = 0x00000038,
    CONNTYPE_TXUSER_PROMOTE = 0x00000039,
    CONNTYPE_TXUSER_EXTENDEDWHEREABOUTS = 0x0000003D,
    CONNTYPE_TXUSER_RESOURCEMANAGERINTERNAL = 0x00000046,
    CONNTYPE_TXUSER_EXPORT2 = 0x00000048,
    CONNTYPE_PARTNERTM_PROPAGATE = 0x00000101,
    CONNTYPE_PARTNERTM_REDELIVERCOMMIT = 0x00000102,
    CONNTYPE_PARTNERTM_CHECKABORT = 0x00000103,
    CONNTYPE_PARTNERTM_BRANCH = 0x00000104
}
```

```
} CONNTYPE;
```

**CONNTYPE\_TXUSER\_BEGINNER:** This connection type is used by applications that begin, commit, and roll back transactions.

**CONNTYPE\_TXUSER\_IMPORT:** This connection type is used by a destination application to complete a push propagation that is initiated by a source application.

**CONNTYPE\_TXUSER\_ENLISTMENT:** This connection type is used by a durable resource manager to establish an enlistment with its transaction manager.

**CONNTYPE\_TXUSER\_EXPORT:** This connection type is used by a source application to initiate a push propagation to a destination application.

**CONNTYPE\_TXUSER\_RESOURCEMANAGER:** This connection type is used by a durable resource manager to register with its transaction manager.

**CONNTYPE\_TXUSER\_REENLIST:** This connection type is used by a durable resource manager to determine the outcome of an [In Doubt](#) transaction.

**CONNTYPE\_TXUSER\_RESOLVE:** This connection type is used by an application either to manually resolve the outcome of an In Doubt transaction or to cause its transaction manager to forget a transaction that is in the [Failed to Notify](#) state.

**CONNTYPE\_TXUSER\_VOTER:** This connection type is used by a volatile resource manager to establish a voter enlistment with its transaction manager.

**CONNTYPE\_TXUSER\_ASSOCIATE:** This connection type is used by a destination application to complete the pull propagation of a transaction from a source application.

**CONNTYPE\_TXUSER\_GETTXDETAILS:** This connection type is used by an application to retrieve details about a transaction from its transaction manager.

**CONNTYPE\_TXUSER\_PHASE0:** This connection type is used by a resource manager to enlist for Phase Zero notifications from its transaction manager.

**CONNTYPE\_TXUSER\_BEGIN2:** This connection type is used by an application to begin, commit, or roll back a transaction or to change the time-out of a transaction. This connection type supersedes [CONNTYPE\\_TXUSER\\_BEGINNER](#) and [CONNTYPE\\_TXUSER\\_SETTXTIMEOUT2](#).

**CONNTYPE\_TXUSER\_IMPORT2:** This connection type is used by a destination application to complete a [Push Propagation](#) that is initiated by a source application. This connection type supersedes [CONNTYPE\\_TXUSER\\_IMPORT](#).

**CONNTYPE\_TXUSER\_GETSECURITYFLAGS:** This connection type is used by an application to obtain the security configuration of its transaction manager.

**CONNTYPE\_TXUSER\_TRACE:** This connection type is used by an application to ask its transaction manager to trace the status of a transaction by using an implementation-specific mechanism.

**CONNTYPE\_TXUSER\_SETTXTIMEOUT:** This connection type is used by an application to modify the time-out of a transaction.

**CONNTYPE\_TXUSER\_SETTXTIMEOUT2:** This connection type is used by an application to query the transaction manager's support for modifying the time-out of a transaction.

**CONNTYPE\_TXUSER\_PROMOTE:** This connection type is used by an application to:

- Begin a transaction using an application-specified transaction identity
- Commit or **rollback** a transaction
- Change the time-out of a transaction

This connection type supersedes CONNTYPE\_TXUSER\_SETTXTIMEOUT2.

**CONNTYPE\_TXUSER\_EXTENDEDWHEREABOUTS:** This connection type is used by an application to obtain Extended Whereabouts from its transaction manager.

**CONNTYPE\_TXUSER\_RESOURCEMANAGERINTERNAL:** This connection type is used by a durable resource manager to register with a transaction manager and to detect duplicate registrations. This connection type supersedes [CONNTYPE\\_TXUSER\\_RESOURCEMANAGER](#).

**CONNTYPE\_TXUSER\_EXPORT2:** This connection type is used by a source application to initiate a push propagation to a destination application. This connection type supersedes [CONNTYPE\\_TXUSER\\_EXPORT](#).

**CONNTYPE\_PARTNERTM\_PROPAGATE:** This connection type is used by a superior transaction manager to do a push propagation of a transaction to its subordinate transaction manager and to execute the Two-Phase Commit Protocol.

**CONNTYPE\_PARTNERTM\_REDELIVERCOMMIT:** This connection type is used by a superior transaction manager to redeliver a Commit notification for a transaction to its subordinate transaction manager.

**CONNTYPE\_PARTNERTM\_CHECKABORT:** This connection type is used by a subordinate transaction manager to query the outcome of a transaction from its superior transaction manager.

**CONNTYPE\_PARTNERTM\_BRANCH:** A subordinate transaction manager uses this connection type to register a new subordinate enlistment with a superior transaction manager.

### 2.2.6.2 TM\_Protocol

The **TM\_PROTOCOL** enumeration defines types of transaction manager-to-transaction manager protocols that are available for use.

```
typedef enum
{
    TmProtocolNone = 0,
    TmProtocolTip = 1,
    TmProtocolMsdtcV1 = 2,
    TmProtocolMsdtcV2 = 3,
    TmProtocolExtended = 4
} TM_PROTOCOL;
```

**TmProtocolNone:** No transaction manager-to-transaction manager protocol is available.

**TmProtocolTip:** The Transaction Internet Protocol (TIP) protocol is available.

**TmProtocolMsdtcV1:** The OleTx protocol is available with information contained in [SDtcCmEndpointInfoV1](#) structure.

**TmProtocolMsdtcV2:** The OleTx protocol is available with extended information contained in [SDtcCmEndpointInfoV2](#) structure along with SDtcCmEndpointInfoV1 structure.

**TmProtocolExtended:** An extension protocol is available.

### 2.2.6.3 TXUSER\_ENLISTMENT\_PREPAREREQDONE\_RESPONSE

The **TXUSER\_ENLISTMENT\_PREPAREREQDONE\_RESPONSE** enumeration defines the status values for a prepare request from a subordinate resource manager.

```
typedef enum
{
    TXUSER_ENLISTMENT_PREPAREREQDONE_OK = 0,
    TXUSER_ENLISTMENT_PREPAREREQDONE_ABORT = 1,
    TXUSER_ENLISTMENT_PREPAREREQDONE_READONLY = 2,
    TXUSER_ENLISTMENT_PREPAREREQDONE_SINGLEPHASE_COMMIT = 3
} TXUSER_ENLISTMENT_PREPAREREQDONE_RESPONSE;
```

**TXUSER\_ENLISTMENT\_PREPAREREQDONE\_OK:** The prepare request was successful, and the enlistment requires the transaction outcome.

**TXUSER\_ENLISTMENT\_PREPAREREQDONE\_ABORT:** The prepare request was unsuccessful, and the transaction MUST be aborted.

**TXUSER\_ENLISTMENT\_PREPAREREQDONE\_READONLY:** The request to prepare the transaction for commitment was successful, and no further involvement in the transaction is required.

**TXUSER\_ENLISTMENT\_PREPAREREQDONE\_SINGLEPHASE\_COMMIT:** The sender chose the single-phase commit option and committed the transaction.

### 2.2.6.4 PARTNERTM\_PROPAGATE\_PREPAREREQDONE\_RESPONSE

The **PARTNERTM\_PROPAGATE\_PREPAREREQDONE\_RESPONSE** enumeration defines the status values for a prepare request from a subordinate transaction manager.

```
typedef enum
{
    PARTNERTM_PROPAGATE_PREPAREREQDONE_OK = 0,
    PARTNERTM_PROPAGATE_PREPAREREQDONE_ABORT = 1,
    PARTNERTM_PROPAGATE_PREPAREREQDONE_READ_ONLY = 2,
    PARTNERTM_PROPAGATE_PREPAREREQDONE_SINGLEPHASE_COMMIT = 3,
    PARTNERTM_PROPAGATE_PREPAREREQDONE_SINGLEPHASE_INDOUBT = 4
} PARTNERTM_PROPAGATE_PREPAREREQDONE_RESPONSE;
```

**PARTNERTM\_PROPAGATE\_PREPAREREQDONE\_OK:** The prepare request was successful, and the enlistment requires the transaction outcome.

**PARTNERTM\_PROPAGATE\_PREPAREREQDONE\_ABORT:** The prepare request was unsuccessful, and the transaction MUST be aborted.

**PARTNERTM\_PROPAGATE\_PREPAREREQDONE\_READ\_ONLY:** The request to prepare the transaction for commitment was successful, and no further involvement in the transaction is required.

**PARTNERTM\_PROPAGATE\_PREPAREREQDONE\_SINGLEPHASE\_COMMIT:** The sender chose the single-phase commit option and committed the transaction.

**PARTNERTM\_PROPAGATE\_PREPAREREQDONE\_SINGLEPHASE\_INDOUBT:** The prepare request was unsuccessful, and the transaction outcome is no longer determinable.

### 2.2.6.5 TXUSER\_VOTER\_VOTEREQDONE\_RESPONSE

The **TXUSER\_VOTER\_VOTEREQDONE\_RESPONSE** enumeration defines the status values for a prepare request from a subordinate resource manager.

```
typedef enum
{
    TXUSER_VOTER_VOTEREQDONE_OK = 0,
    TXUSER_VOTER_VOTEREQDONE_OK_NONOTIFY = 1,
    TXUSER_VOTER_VOTEREQDONE_ABORT = 2
} TXUSER_VOTER_VOTEREQDONE_RESPONSE;
```

**TXUSER\_VOTER\_VOTEREQDONE\_OK:** The prepare request was successful, and the voter requires the transaction outcome.

**TXUSER\_VOTER\_VOTEREQDONE\_OK\_NONOTIFY:** The prepare request was successful, and the voter does not require the transaction outcome.

**TXUSER\_VOTER\_VOTEREQDONE\_ABORT:** The prepare request was unsuccessful, and the transaction MUST be aborted.

### 2.2.6.6 TRUN\_TXBEGIN\_ERRORS

The **TRUN\_TXBEGIN\_ERRORS** enumeration defines the completion status values for requests from an application to perform the following steps in a transaction: begin, set time-out, commit, or abort a transaction.

```
typedef enum
{
    TRUN_TXBEGIN_ERROR_NO_MEM = 1,
    TRUN_TXBEGIN_ERROR_BEGIN_LOG_FULL = 20,
    TRUN_TXBEGIN_ERROR_NOTIFY_ABORTED = 30,
    TRUN_TXBEGIN_ERROR_NOTIFY_COMMITTED = 31,
    TRUN_TXBEGIN_ERROR_NOTIFY_INDOUBT = 32,
    TRUN_TXBEGIN_ERROR_DUPLICATE_GUID = 33
} TRUN_TXBEGIN_ERRORS;
```

**TRUN\_TXBEGIN\_ERROR\_NO\_MEM:** There was insufficient memory to allocate the data structures necessary to create the new transaction.

**TRUN\_TXBEGIN\_ERROR\_BEGIN\_LOG\_FULL:** There was insufficient space in the transaction manager log to accommodate a new transaction.

**TRUN\_TXBEGIN\_ERROR\_NOTIFY\_ABORTED:** The transaction has aborted.

**TRUN\_TXBEGIN\_ERROR\_NOTIFY\_COMMITTED:** The transaction has committed.

**TRUN\_TXBEGIN\_ERROR\_NOTIFY\_INDOUBT:** The transaction has completed, but the outcome is no longer determinable. This occurs if the transaction manager delegated the

commit decision to a subordinate through the single-phase commit protocol and if the connection to that subordinate terminated before the result could be reported.

**TRUN\_TXBEGIN\_ERROR\_DUPLICATE\_GUID:** An attempt was made to create or promote a transaction, but a transaction with the specified transaction identifier already exists.

### 2.2.6.7 TRUN\_TXIMPORT\_ERRORS

The **TRUN\_TXIMPORT\_ERRORS** enumeration defines the completion status values for requests to import a transaction or to abort a transaction that was previously imported.

```
typedef enum
{
    TRUN_TXIMPORT_ERROR_NO_MEM = 1,
    TRUN_TXIMPORT_ERROR_IMPORT_TX_NOT_FOUND = 20,
    TRUN_TXIMPORT_ERROR_NOTIFY_ABORTED = 30,
    TRUN_TXIMPORT_ERROR_NOTIFY_COMMITTED = 31,
    TRUN_TXIMPORT_ERROR_NOTIFY_INDOUBT = 32
} TRUN_TXIMPORT_ERRORS;
```

**TRUN\_TXIMPORT\_ERROR\_NO\_MEM:** There was not enough memory to complete the operation.

**TRUN\_TXIMPORT\_ERROR\_IMPORT\_TX\_NOT\_FOUND:** The specified transaction was not found.

**TRUN\_TXIMPORT\_ERROR\_NOTIFY\_ABORTED:** The transaction aborted.

**TRUN\_TXIMPORT\_ERROR\_NOTIFY\_COMMITTED:** The transaction committed.

**TRUN\_TXIMPORT\_ERROR\_NOTIFY\_INDOUBT:** The transaction completed, but the outcome could not be determined.

### 2.2.6.8 OLETX\_ISOLATION\_FLAGS

The **OLETX\_ISOLATION\_FLAGS** bitfield enumeration values specify isolation flags for a transaction.

```
typedef enum
{
    ISOFLAG_RETAIN_COMMIT_DC = 0x00000001,
    ISOFLAG_RETAIN_COMMIT = 0x00000002,
    ISOFLAG_RETAIN_COMMIT_NO = 0x00000003,
    ISOFLAG_RETAIN_ABORT_DC = 0x00000004,
    ISOFLAG_RETAIN_ABORT = 0x00000008,
    ISOFLAG_RETAIN_ABORT_NO = 0x0000000C,
    ISOFLAG_RETAIN_DONTCARE = 0x00000005,
    ISOFLAG_RETAIN_BOTH = 0x0000000A,
    ISOFLAG_RETAIN_NONE = 0x0000000F,
    ISOFLAG_OPTIMISTIC = 0x00000010,
    ISOFLAG_READONLY = 0x00000020
} OLETX_ISOLATION_FLAGS;
```

**ISOFLAG\_RETAIN\_COMMIT\_DC:** Retain locks on transaction commit, regardless of the success or failure of that commit request.

If this value is set, then ISOFLAG\_RETAIN\_COMMIT and ISOFLAG\_RETAIN\_COMMIT\_NO MUST NOT be set.

**ISOFLAG\_RETAIN\_COMMIT:** Retain locks on a successful transaction commit.

If this value is set, then ISOFLAG\_RETAIN\_COMMIT\_DC and ISOFLAG\_RETAIN\_COMMIT\_NO MUST NOT be set.

**ISOFLAG\_RETAIN\_COMMIT\_NO:** Do not retain locks on a transaction commit.

If this value is set, then ISOFLAG\_RETAIN\_COMMIT\_DC and ISOFLAG\_RETAIN\_COMMIT MUST NOT be set.

**ISOFLAG\_RETAIN\_ABORT\_DC:** Retain locks on transaction abort, regardless of the success or failure of that Abort request.

If this value is set, then ISOFLAG\_RETAIN\_ABORT and ISOFLAG\_RETAIN\_ABORT\_NO MUST NOT be set.

**ISOFLAG\_RETAIN\_ABORT:** Retain locks on a successful transaction abort.

If this value is set, then ISOFLAG\_RETAIN\_ABORT\_DC and ISOFLAG\_RETAIN\_ABORT\_NO MUST NOT be set.

**ISOFLAG\_RETAIN\_ABORT\_NO:** Do not retain locks on a transaction abort.

If this value is set, then ISOFLAG\_RETAIN\_ABORT and ISOFLAG\_RETAIN\_ABORT\_DC MUST NOT be set.

**ISOFLAG\_RETAIN\_DONTCARE:** Retain locks on all transaction termination requests, regardless of whether the request was to abort or commit.

This is a synonym for selecting ISOFLAG\_RETAIN\_COMMIT\_DC and ISOFLAG\_RETAIN\_ABORT\_DC.

**ISOFLAG\_RETAIN\_BOTH:** Retain locks on all successful transaction termination requests, regardless of whether or not the request was to abort or commit.

This is a synonym for selecting ISOFLAG\_RETAIN\_COMMIT and ISOFLAG\_RETAIN\_ABORT.

**ISOFLAG\_RETAIN\_NONE:** Do not retain locks on any transaction termination requests.

This is a synonym for selecting ISOFLAG\_RETAIN\_COMMIT\_NO and ISOFLAG\_RETAIN\_ABORT\_NO.

**ISOFLAG\_OPTIMISTIC:** Optimistic locking is allowed.

**ISOFLAG\_READONLY:** The transaction is not expected to modify data.

#### 2.2.6.9 OLETX\_ISOLATION\_LEVEL

The **OLETX\_ISOLATION\_LEVEL** enumeration values specify the isolation levels of a transaction. The values of the **OLETX\_ISOLATION\_LEVEL** enumeration are not interpreted by the transaction manager. They are typically interpreted by resource managers that implement data isolation. These values are transported by the transaction manager from the root application to the resource managers.

```
typedef enum
{
    ISOLATIONLEVEL_UNSPECIFIED = 0xffffffff,
    ISOLATIONLEVEL_CHAOS = 0x00000010,
    ISOLATIONLEVEL_READUNCOMMITTED = 0x00000100,
    ISOLATIONLEVEL_READCOMMITTED = 0x00001000,
    ISOLATIONLEVEL_REPEATABLE_READ = 0x00010000,
    ISOLATIONLEVEL_SERIALIZABLE = 0x00100000
} OLETX_ISOLATION_LEVEL;
```

**ISOLATIONLEVEL\_UNSPECIFIED:** No isolation level was specified.

**ISOLATIONLEVEL\_CHAOS:** Data is not isolated.

**ISOLATIONLEVEL\_READUNCOMMITTED:** A transaction can read any data, even if it is being modified by another transaction. Any type of new data can be inserted during a transaction.

**ISOLATIONLEVEL\_READCOMMITTED:** A transaction **MUST NOT** read data that is being modified by another transaction that has not committed. Any type of new data can be inserted during a transaction.

**ISOLATIONLEVEL\_REPEATABLE\_READ:** Data read by a current transaction **MUST NOT** be changed by another transaction until the current transaction finishes. Any type of new data can be inserted during a transaction.

**ISOLATIONLEVEL\_SERIALIZABLE:** Data read by a current transaction **MUST NOT** be changed by another transaction until the current transaction finishes. New data **MUST NOT** be inserted by another transaction that would affect the current transaction.

## 2.2.7 Transaction Constants

### 2.2.7.1 GRFRM

This **MUST** be a 32-bit unsigned integer that contains an implementation-defined value. This value **SHOULD** be ignored on receipt.

### 2.2.7.2 DTCADVCONFIG

These flags indicate the remote communications that are enabled for a transaction manager protocol.

0	1	2	3	4	5	6	7	8	9	10	11	12	13	14	15	16	17	18	19	20	21	22	23	24	25	26	27	28	29	30	31
DTCADVCONFIG																															

0	1	2	3	4	5	6	7	8	9	10	11	12	13	14	15	16	17	18	19	20	21	22	23	24	25	26	27	28	29	30	31
A	B	C	D	E	F	G	H	I	J	X	X	X	X	X	X	X	X	X	X	X	X	X	X	X	X	X	X	X	X	X	X

## Marker Bits

Value	Description
A	DTCADVCONFIG_NETWORKDTCACCESS_ENABLE This bit corresponds to the Allow Network Access flag maintained by the <a href="#">Core Transaction Manager Facet (section 1.3.3.3.1)</a> , as defined in <a href="#">Core Transaction Manager Facet Details (section 3.2)</a> .
B	DTCADVCONFIG_NETWORKDTCACCESS_ADMIN This bit corresponds to the Allow Remote Administration flag maintained by the Core Transaction Manager Facet (section 1.3.3.3.1), as defined in Core Transaction Manager Facet Details (section 3.2).
C	DTCADVCONFIG_NETWORKDTCACCESS_TX This bit corresponds to the Allow Network Transactions flag maintained by the Core Transaction Manager Facet (section 1.3.3.3.1), as defined in Core Transaction Manager Facet Details (section 3.2).
D	DTCADVCONFIG_NETWORKDTCACCESS_CLIENTS This bit corresponds to the Allow Network Clients flag maintained by the Core Transaction Manager Facet (section 1.3.3.3.1), as defined in Core Transaction Manager Facet Details (section 3.2).
E	DTCADVCONFIG_NETWORKDTCACCESS_TIP This bit corresponds to the Allow TIP flag maintained by the Core Transaction Manager Facet (section 1.3.3.3.1) as defined in Core Transaction Manager Facet Details (section 3.2).
F	DTCADVCONFIG_OUTBOUNDNETWORK_TX This bit corresponds to the Allow Outbound Transactions flag maintained by the Core Transaction Manager Facet (section 1.3.3.3.1) as defined in Core Transaction Manager Facet Details (section 3.2).
G	DTCADVCONFIG_INBOUNDNETWORK_TX This bit corresponds to the Allow Inbound Transactions flag maintained by the Core Transaction Manager Facet (section 1.3.3.3.1) as defined in Core Transaction Manager Facet Details (section 3.2).
H	DTCADVCONFIG_SECURITYLEVEL_NOSECURITY This bit MUST be ignored if either DTCADVCONFIG_SECURITYLEVEL_AUTHENTICATEDONLY or DTCADVCONFIG_SECURITYLEVEL_MUTUALAUTH is set. Otherwise setting this bit corresponds to the No Security value of the Security Level enumeration maintained by the Core Transaction Manager Facet (section 1.3.3.3.1) as defined in Core Transaction Manager Facet Details (section 3.2).
I	DTCADVCONFIG_SECURITYLEVEL_AUTHENTICATEDONLY This bit MUST be ignored if DTCADVCONFIG_SECURITYLEVEL_MUTUALAUTH is set. Otherwise setting this bit corresponds to the Incoming Authentication value of the Security Level enumeration maintained by the Core Transaction Manager Facet (section 1.3.3.3.1) as defined in Core Transaction Manager Facet Details (section 3.2).
J	DTCADVCONFIG_SECURITYLEVEL_MUTUALAUTH This bit corresponds to the Mutual Authentication value of the Security Level enumeration maintained by the Core Transaction Manager Facet (section 1.3.3.3.1) as defined in Core





Value	Description
X	SHOULD be set to zero, and MUST be ignored when read.
X	SHOULD be set to zero, and MUST be ignored when read.
X	SHOULD be set to zero, and MUST be ignored when read.
X	SHOULD be set to zero, and MUST be ignored when read.
X	SHOULD be set to zero, and MUST be ignored when read.
X	SHOULD be set to zero, and MUST be ignored when read.
X	SHOULD be set to zero, and MUST be ignored when read.
X	SHOULD be set to zero, and MUST be ignored when read.
X	SHOULD be set to zero, and MUST be ignored when read.
X	SHOULD be set to zero, and MUST be ignored when read.
X	SHOULD be set to zero, and MUST be ignored when read.

## 2.2.8 Connection Types Relevant to Applications

### 2.2.8.1 Transaction Initiation and Completion

#### 2.2.8.1.1 CONNTYPE\_TXUSER\_BEGINNER

This connection type is used by applications that begin, commit, and roll back transactions.

For more information about CONNTYPE\_TXUSER\_BEGINNER as an initiator, see section [3.3.5.1.1](#), and as an acceptor, see section [3.4.5.1.1](#).

##### 2.2.8.1.1.1 TXUSER\_BEGINNER\_MTAG\_ABORT

This message requests an attempt to abort the transaction that was begun on this connection.

0	1	2	3	4	5	6	7	8	9	10	11	12	13	14	15	16	17	18	19	20	21	22	23	24	25	26	27	28	29	30	31
MsgHeader																															
...																															
...																															
...																															
...																															
...																															

guidReason
...
...
...

**MsgHeader (24 bytes):** This field MUST contain a [MESSAGE PACKET](#) structure.

- The **dwUserMsgType** field MUST be 0x00001013.
- The **dwcbVarLenData** field MUST be 16.

**guidReason (16 bytes):** The value MUST be set to an implementation-specific **GUID** that specifies the reason for aborting the transaction and SHOULD be ignored on receipt.

#### 2.2.8.1.1.2 TXUSER\_BEGINNER\_MTAG\_BEGIN

This message requests the creation of a transaction.

0	1	2	3	4	5	6	7	8	9	10	11	12	13	14	15	16	17	18	19	20	21	22	23	24	25	26	27	28	29	30	31
MsgHeader																															
...																															
...																															
...																															
...																															
...																															
isoLevel																															
dwTimeout																															
szDesc																															
...																															
...																															
...																															

...
...
...
...
(szDesc cont'd for 2 rows)
isoFlags

**MsgHeader (24 bytes):** This field MUST contain a [MESSAGE\\_PACKET](#) structure.

- The **dwUserMsgType** field MUST be 0x00001011.
- The **dwcbVarLenData** field MUST be 52.

**isoLevel (4 bytes):** The [OLETX ISOLATION\\_LEVEL](#) enumeration that is defined for the transaction.

**dwTimeout (4 bytes):** A 32-bit unsigned integer that MUST contain the time-out value, in milliseconds, for the transaction. The value zero MUST be interpreted as an infinite time-out. A transaction SHOULD NOT abort due to time-out before the time-out that is specified by this value has expired.

**szDesc (40 bytes):** The description of the transaction, as a fixed-size array of 40 bytes that contains a null-terminated Latin-1 ANSI string, as specified in [\[ISO/IEC-8859-1\]](#). See section [2.2.5.4](#) for details.

**isoFlags (4 bytes):** The [OLETX ISOLATION\\_FLAGS](#) enumeration that is defined for the transaction.

#### 2.2.8.1.1.3 TXUSER\_BEGINNER\_MTAG\_BEGIN\_LOG\_FULL

This message indicates that the transaction was not created because the transaction recovery log had insufficient space to accommodate the new transaction.

0	1	2	3	4	5	6	7	8	9	10	11	12	13	14	15	16	17	18	19	20	21	22	23	24	25	26	27	28	29	30	31
MsgHeader																															
...																															
...																															
...																															
...																															

...
-----

**MsgHeader (24 bytes):** This field MUST contain a [MESSAGE\\_PACKET](#) structure.

- The **dwUserMsgType** field MUST be 0x00001018.
- The **dwcbVarLenData** field MUST be 0.

#### 2.2.8.1.1.4 TXUSER\_BEGINNER\_MTAG\_BEGIN\_NO\_MEM

This message indicates that the transaction was not created because of insufficient memory.

0	1	2	3	4	5	6	7	8	9	10	11	12	13	14	15	16	17	18	19	20	21	22	23	24	25	26	27	28	29	30	31
MsgHeader																															
...																															
...																															
...																															
...																															
...																															

**MsgHeader (24 bytes):** This field MUST contain a [MESSAGE\\_PACKET](#) structure.

- The **dwUserMsgType** field MUST be 0x00001019.
- The **dwcbVarLenData** field MUST be 0.

#### 2.2.8.1.1.5 TXUSER\_BEGINNER\_MTAG\_BEGUN

This message indicates that the request to begin a transaction was successful.

0	1	2	3	4	5	6	7	8	9	10	11	12	13	14	15	16	17	18	19	20	21	22	23	24	25	26	27	28	29	30	31
MsgHeader																															
...																															
...																															
...																															
...																															

...
guidTx
...
...
...

**MsgHeader (24 bytes):** This field MUST contain a [MESSAGE\\_PACKET](#) structure.

- The **dwUserMsgType** field MUST be 0x00001012.
- The **dwcbVarLenData** field MUST be 16.

**guidTx (16 bytes):** This field MUST contain a GUID that specifies the transaction identifier. The value MUST NOT be set to a **NULL GUID**.

#### 2.2.8.1.1.6 TXUSER\_BEGINNER\_MTAG\_COMMIT

This message requests an attempt to commit the transaction that was begun on this connection.

0	1	2	3	4	5	6	7	8	9	10	11	12	13	14	15	16	17	18	19	20	21	22	23	24	25	26	27	28	29	30	31
MsgHeader																															
...																															
...																															
...																															
...																															
...																															
grfRM																															
fAsyncFull																															

**MsgHeader (24 bytes):** This field MUST contain a [MESSAGE\\_PACKET](#) structure.

- The **dwUserMsgType** field MUST be 0x00001014.
- The **dwcbVarLenData** field MUST be 8.

**grfRM (4 bytes):** The value of this field MUST be as specified in [GRFRM \(section 2.2.7.1\)](#).

**fAsyncFull (4 bytes):** Reserved. This value MUST be set to zero and MUST be ignored on receipt.

#### 2.2.8.1.1.7 TXUSER\_BEGINNER\_MTAG\_COMMIT\_INDOUBT

This message indicates that the transaction manager is unable to determine, and will never be able to determine, the outcome of the transaction.

0	1	2	3	4	5	6	7	8	9	10	11	12	13	14	15	16	17	18	19	20	1	2	3	4	5	6	7	8	9	30	1
MsgHeader																															
...																															
...																															
...																															
...																															
...																															

**MsgHeader (24 bytes):** This field MUST contain a [MESSAGE\\_PACKET](#) structure.

- The **dwUserMsgType** field MUST be 0x00001990.
- The **dwcbVarLenData** field MUST be 0.

#### 2.2.8.1.1.8 TXUSER\_BEGINNER\_MTAG\_COMMIT\_TOO\_LATE

This message indicates that the commit request cannot be completed successfully because it is too late in the lifetime of the transaction to commit it.

[illegible]

**MsgHeader (24 bytes):** This field MUST contain a [MESSAGE\\_PACKET](#) structure.

- The **dwUserMsgType** field MUST be 0x00001016.
- The **dwcbVarLenData** field MUST be 0.

#### 2.2.8.1.1.9 TXUSER\_BEGINNER\_MTAG\_REQUEST\_COMPLETED

This message is sent to indicate that the request to commit or abort the transaction was completed successfully.

0	1	2	3	4	5	6	7	8	9	10	11	12	13	14	15	16	17	18	19	20	21	22	23	24	25	26	27	28	29	30	31
MsgHeader																															
...																															
...																															
...																															
...																															
...																															

**MsgHeader (24 bytes):** This field MUST contain a [MESSAGE\\_PACKET](#) structure.

- The **dwUserMsgType** field MUST be 0x00001015.
- The **dwcbVarLenData** field MUST be 0.

#### 2.2.8.1.2 CONNTYPE\_TXUSER\_BEGIN2

This connection type is used by an application to begin, commit, or roll back a transaction or to change the time-out of a transaction. This connection type supersedes [CONNTYPE\\_TXUSER\\_BEGINNER](#) and [CONNTYPE\\_TXUSER\\_SETTXTIMEOUT2](#).

For more information about CONNTYPE\_TXUSER\_BEGIN2 as an initiator, see [3.3.5.1.2](#), and as an acceptor, see [3.4.5.1.2](#).

This connection type also uses the following message:

- [TXUSER\\_SETTXTIMEOUT\\_MTAG\\_TX\\_NOT\\_FOUND \(section 2.2.8.3.3.1\)](#)

##### 2.2.8.1.2.1 TXUSER\_BEGIN2\_MTAG\_ABORT

The TXUSER\_BEGIN2\_MTAG\_ABORT message requests an attempt to abort the transaction that was begun on this connection.

0	1	2	3	4	5	6	7	8	9	10	11	12	13	14	15	16	17	18	19	20	21	22	23	24	25	26	27	28	29	30	31
MsgHeader																															

...
...
...
...
...

**MsgHeader (24 bytes):** This field MUST contain a [MESSAGE\\_PACKET](#) structure.

- The **dwUserMsgType** field MUST be 0x00006001.
- The **dwcbVarLenData** field MUST be 0.

**2.2.8.1.2.2 TXUSER\_BEGIN2\_MTAG\_BEGIN**

This message is used to request the creation of a transaction.

0	1	2	3	4	5	6	7	8	9	10	11	12	13	14	15	16	17	18	19	20	21	22	23	24	25	26	27	28	29	30	31
MsgHeader																															
...																															
...																															
...																															
...																															
...																															
isoLevel																															
dwTimeout																															
szDesc																															
...																															
...																															
...																															

...
...
...
...
(szDesc cont'd for 2 rows)
isoFlags

**MsgHeader (24 bytes):** This field MUST contain a [MESSAGE\\_PACKET](#) structure:

- The **dwUserMsgType** field MUST be 0x00006002.
- The **dwcbVarLenData** field MUST be 52.

**isoLevel (4 bytes):** See the **isoLevel** field in section [2.2.8.1.1.2](#) for details.

**dwTimeout (4 bytes):** See the **dwTimeout** field in section [2.2.8.1.1.2](#) for details.

**szDesc (40 bytes):** See the **szDesc** field in section [2.2.8.1.1.2](#) for details.

**isoFlags (4 bytes):** See the **isoFlags** field in section [2.2.8.1.1.2](#) for details.

### 2.2.8.1.2.3 TXUSER\_BEGIN2\_MTAG\_COMMIT

The TXUSER\_BEGIN2\_MTAG\_COMMIT message requests an attempt to commit the transaction that was begun on this connection.

0	1	2	3	4	5	6	7	8	9	10	11	12	13	14	15	16	17	18	19	20	21	22	23	24	25	26	27	28	29	30	31
MsgHeader																															
...																															
...																															
...																															
...																															
...																															
grfRM																															

**MsgHeader (24 bytes):** This field MUST contain a [MESSAGE\\_PACKET](#) structure:

- The **dwUserMsgType** field MUST be 0x00006003.
- The **dwcbVarLenData** field MUST be 4.

**grfRM (4 bytes):** The value of this field MUST be as specified in [GRFRM](#).

#### 2.2.8.1.2.4 TXUSER\_BEGIN2\_MTAG\_SINK\_BEGUN

This message indicates that the request to begin a transaction was successful.

0	1	2	3	4	5	6	7	8	9	10	11	12	13	14	15	16	17	18	19	20	21	22	23	24	25	26	27	28	29	30	31
MsgHeader																															
...																															
...																															
...																															
...																															
guidTx																															
...																															
...																															
...																															

**MsgHeader (24 bytes):** This field MUST contain a [MESSAGE\\_PACKET](#) structure:

- The **dwUserMsgType** field MUST be 0x00006006.
- The **dwcbVarLenData** field MUST be 16.

**guidTx (16 bytes):** This field MUST contain a GUID that specifies the transaction identifier. This value MUST NOT be a NULL GUID.

#### 2.2.8.1.2.5 TXUSER\_BEGIN2\_MTAG\_SINK\_ERROR

The content of this message provides information about the outcome of a request.

0	1	2	3	4	5	6	7	8	9	10	11	12	13	14	15	16	17	18	19	20	21	22	23	24	25	26	27	28	29	30	31
MsgHeader																															

...
...
...
...
...
Error

**MsgHeader (24 bytes):** This field MUST contain a [MESSAGE\\_PACKET](#) structure:

- The **dwUserMsgType** field MUST be 0x00006005.
- The **dwcbVarLenData** field MUST be 4.

**Error (4 bytes):** This field MUST contain the status for the previous request. The value MUST be a member of the [TRUN\\_TXBEGIN\\_ERRORS](#) enumeration.

#### 2.2.8.1.2.6 TXUSER\_SETTXTIMEOUT\_MTAG\_REQUEST\_COMPLETE

This message indicates that the transaction time-out was successfully modified.

This message is also used for [CONNTYPE\\_TXUSER\\_SETTXTIMEOUT](#).

0	1	2	3	4	5	6	7	8	9	10	11	12	13	14	15	16	17	18	19	20	21	22	23	24	25	26	27	28	29	30	31
MsgHeader																															
...																															
...																															
...																															
...																															
...																															

**MsgHeader (24 bytes):** This field MUST contain a [MESSAGE\\_PACKET](#) structure:

- The **dwUserMsgType** field MUST be 0x0000107C.
- The **dwcbVarLenData** field MUST be 0.

### 2.2.8.1.2.7 TXUSER\_SETTXTIMEOUT\_MTAG\_SETTXTIMEOUT

This message modifies the transaction time-out when it is used in [CONNTYPE\\_TXUSER\\_BEGIN2 \(section 2.2.8.1.2\)](#) and [CONNTYPE\\_TXUSER\\_SETTXTIMEOUT \(section 2.2.8.3.3\)](#), or queries if the transaction manager supports the capability to do so when used in [CONNTYPE\\_TXUSER\\_SETTXTIMEOUT2 \(section 2.2.8.3.4\)](#).

This message is also used for CONNTYPE\_TXUSER\_SETTXTIMEOUT (section 2.2.8.3.3) and CONNTYPE\_TXUSER\_SETTXTIMEOUT2 (section 2.2.8.3.4).

0	1	2	3	4	5	6	7	8	9	10	11	12	13	14	15	16	17	18	19	20	21	22	23	24	25	26	27	28	29	30	31
MsgHeader																															
...																															
...																															
...																															
...																															
...																															
guidTx																															
...																															
...																															
...																															
dwTxTimeout																															

**MsgHeader (24 bytes):** This field MUST contain a [MESSAGE\\_PACKET](#) structure:

- The **dwUserMsgType** field MUST be 0x0000107B.
- The **dwcbVarLenData** field MUST be 20.

**guidTx (16 bytes):** This field MUST contain a GUID that specifies the transaction identifier. When this message is sent on a CONNTYPE\_TXUSER\_SETTXTIMEOUT2 (section 2.2.8.3.4) connection to query the capability of the transaction manager, this value SHOULD be set to a NULL GUID and MUST be ignored on receipt.

**dwTxTimeout (4 bytes):** A 32-bit unsigned integer that contains the new time-out value, in milliseconds, for the transaction. When used with a CONNTYPE\_TXUSER\_BEGIN2 (section 2.2.8.1.2) connection, a transaction MUST NOT abort due to time-out before the number of milliseconds that is specified by the value has expired. The value zero MUST be interpreted as

an infinite time-out. When used with a CONNTYPE\_TXUSER\_SETTXTIMEOUT2 (section 2.2.8.3.4) connection, this value SHOULD be set to zero and MUST be ignored on receipt.

#### 2.2.8.1.2.8 TXUSER\_SETTXTIMEOUT\_MTAG\_TOO\_LATE

This message indicates that it is too late to modify the time-out of the transaction.

This message is also in the [CONNTYPE\\_TXUSER\\_SETTXTIMEOUT](#) connection type.

0	1	2	3	4	5	6	7	8	9	10	11	12	13	14	15	16	17	18	19	20	21	22	23	24	25	26	27	28	29	30	31
MsgHeader																															
...																															
...																															
...																															
...																															
...																															

**MsgHeader (24 bytes):** This field MUST contain a [MESSAGE\\_PACKET](#) structure:

- The **dwUserMsgType** field MUST be 0x0000107E.
- The **dwcbVarLenData** field MUST be 0.

#### 2.2.8.1.3 CONNTYPE\_TXUSER\_PROMOTE

This connection type is used by an application to do the following:

- Begin a transaction using an application-specified transaction identity
- Commit or roll back a transaction
- Change the time-out of a transaction

This connection type supersedes [CONNTYPE\\_TXUSER\\_SETTXTIMEOUT2](#).

For more information about CONNTYPE\_TXUSER\_PROMOTE as an initiator, see section [3.3.5.1.3](#), and as an acceptor, see section [3.4.5.1.3](#).

This connection type also uses the following messages:

- [TXUSER\\_BEGIN2\\_MTAG\\_COMMIT \(section 2.2.8.1.2.3\)](#)
- [TXUSER\\_BEGIN2\\_MTAG\\_ABORT \(section 2.2.8.1.2.1\)](#)
- [TXUSER\\_BEGIN2\\_MTAG\\_SINK\\_BEGUN \(section 2.2.8.1.2.4\)](#)
- [TXUSER\\_BEGIN2\\_MTAG\\_SINK\\_ERROR \(section 2.2.8.1.2.5\)](#)

- [TXUSER SETTXTIMEOUT MTAG SETTXTIMEOUT \(section 2.2.8.1.2.7\)](#)
- [TXUSER SETTXTIMEOUT MTAG TOO LATE \(section 2.2.8.1.2.8\)](#)
- [TXUSER SETTXTIMEOUT MTAG REQUEST COMPLETE \(section 2.2.8.1.2.6\)](#)

**2.2.8.1.3.1 TXUSER\_BEGINNER\_MTAG\_PROMOTE**

This message is used to request the creation of a transaction that specifies a predetermined transaction identifier.

0	1	2	3	4	5	6	7	8	9	10	11	12	13	14	15	16	17	18	19	20	21	22	23	24	25	26	27	28	29	30	31
MsgHeader																															
...																															
...																															
...																															
...																															
...																															
isoLevel																															
dwTimeout																															
szDesc																															
...																															
...																															
...																															
...																															
...																															
...																															
...																															
(szDesc cont'd for 2 rows)																															

isoFlags
guidTx
...
...
...

**MsgHeader (24 bytes):** This field MUST contain a [MESSAGE\\_PACKET](#) structure:

- The **dwUserMsgType** field MUST be 0x00001010.
- The **dwcbVarLenData** field MUST be 68.

**isoLevel (4 bytes):** See the **isoLevel** field in section [2.2.8.1.1.2](#) for details.

**dwTimeout (4 bytes):** See the **dwTimeout** field in section [2.2.8.1.1.2](#) for details.

**szDesc (40 bytes):** See the **szDesc** field in section [2.2.8.1.1.2](#) for details.

**isoFlags (4 bytes):** See the **isoFlags** field in section [2.2.8.1.1.2](#) for details.

**guidTx (16 bytes):** This field MUST contain a GUID that specifies the transaction identifier.

## 2.2.8.2 Transaction Propagation

### 2.2.8.2.1 Pull Propagation

#### 2.2.8.2.1.1 CONNTYPE\_TXUSER\_ASSOCIATE

This connection type is used by a destination application to complete the pull propagation of a transaction from a source application.

For more information about CONNTYPE\_TXUSER\_ASSOCIATE as an initiator, see section [3.3.5.2.1.1](#), and as an acceptor, see section [3.4.5.2.1.1](#).

##### 2.2.8.2.1.1.1 TXUSER\_ASSOCIATE\_MTAG\_ASSOCIATE

This message requests that the transaction manager perform pull propagation of an existing transaction. This is also known as an associate request.

0	1	2	3	4	5	6	7	8	9	10	11	12	13	14	15	16	17	18	19	20	21	22	23	24	25	26	27	28	29	30	31
MsgHeader																															
...																															
...																															

...
...
...
guidTx
...
...
...
isoLevel
isoFlags
cbSourceTmAddr
szDesc
...
...
...
...
...
...
...
...
...
(szDesc cont'd for 2 rows)
SourceTmAddr (variable)
...

**MsgHeader (24 bytes):** This field MUST contain a [MESSAGE PACKET](#) structure.

- The **dwUserMsgType** field MUST be 0x00002031.
- The **dwcbVarLenData** field MUST be equal to the value of **cbSourceTMAddr** plus 68.

**guidTx (16 bytes):** This field MUST contain a GUID that specifies the transaction identifier.

**isoLevel (4 bytes):** See the **isoLevel** field in section [2.2.8.1.1.2](#) for details.

**isoFlags (4 bytes):** See the **isoFlags** field in section [2.2.8.1.1.2](#) for details.

**cbSourceTmAddr (4 bytes):** A 4-byte integer value that MUST contain the length, in bytes, of the **SourceTmAddr** field. The length MUST include the padding bytes used in the **SourceTmAddr** field.

**szDesc (40 bytes):** See the **szDesc** field in section [2.2.8.1.1.2](#) for details.

**SourceTmAddr (variable):** This field is used for identifying the address of the superior transaction manager against which the pull propagation operation is requested. This field MUST contain either a [NAMEOBJECTBLOB \(section 2.2.5.3\)](#) structure or an [OLETX\\_TM\\_ADDR \(section 2.2.4.2\)](#) structure in a version-specific manner as specified in [Version-Specific Aspects of Connection Types Relevant to an Application \(section 2.2.1.1.1\)](#). The **SourceTmAddr** field MUST be aligned on a 4-byte boundary by padding with arbitrary values.

#### 2.2.8.2.1.1.2 TXUSER\_ASSOCIATE\_MTAG\_ASSOCIATED

This message indicates that the associate request was successful.

0	1	2	3	4	5	6	7	8	9	10	11	12	13	14	15	16	17	18	19	20	21	22	23	24	25	26	27	28	29	30	31
MsgHeader																															
...																															
...																															
...																															
...																															
...																															

**MsgHeader (24 bytes):** This field MUST contain a [MESSAGE PACKET](#) structure.

- The **dwUserMsgType** field MUST be 0x00002032.
- The **dwcbVarLenData** field MUST be 0.

#### 2.2.8.2.1.1.3 TXUSER\_ASSOCIATE\_MTAG\_COMM\_FAILED

This message indicates that the associated request failed because the sender of this message encountered a communication failure with the Superior Transaction Manager specified in the **SourceTmAddr** field of the [TXUSER\\_ASSOCIATE\\_MTAG\\_ASSOCIATE \(section 2.2.8.2.1.1.1\)](#) message.



### 2.2.8.2.1.1.5 TXUSER\_ASSOCIATE\_MTAG\_LOG\_FULL\_LOCAL

This message indicates that the associate request failed because the transaction recovery log was full at the transaction manager sending this message.

0	1	2	3	4	5	6	7	8	9	10	1	2	3	4	5	6	7	8	9	20	1	2	3	4	5	6	7	8	9	30	1
MsgHeader																															
...																															
...																															
...																															
...																															
...																															

**MsgHeader (24 bytes):** This field MUST contain a [MESSAGE PACKET](#) structure.

- The **dwUserMsgType** field MUST be 0x00002035.
- The **dwcbVarLenData** field MUST be 0.

### 2.2.8.2.1.1.6 TXUSER\_ASSOCIATE\_MTAG\_LOG\_FULL\_REMOTE

This message indicates first that the associated request failed because of a full transaction recovery log at the superior transaction manager specified in the **SourceTmAddr** field of the [TXUSER\\_ASSOCIATE\\_MTAG\\_ASSOCIATE \(section 2.2.8.2.1.1.1\)](#) message.

0	1	2	3	4	5	6	7	8	9	10	1	2	3	4	5	6	7	8	9	20	1	2	3	4	5	6	7	8	9	30	1
MsgHeader																															
...																															
...																															
...																															
...																															
...																															

**MsgHeader (24 bytes):** This field MUST contain a [MESSAGE PACKET](#) structure.

- The **dwUserMsgType** field MUST be 0x00002037.

- The **dwcbVarLenData** field MUST be 0.

#### 2.2.8.2.1.1.7 TXUSER\_ASSOCIATE\_MTAG\_NO\_MEM\_LOCAL

This message indicates that the associate request failed because of a failure to allocate dynamic memory by the transaction manager sending this message while processing the [TXUSER\\_ASSOCIATE\\_MTAG\\_ASSOCIATE \(section 2.2.8.2.1.1.1\)](#) message.

0	1	2	3	4	5	6	7	8	9	10	11	12	13	14	15	16	17	18	19	20	21	22	23	24	25	26	27	28	29	30	31
MsgHeader																															
...																															
...																															
...																															
...																															
...																															

**MsgHeader (24 bytes):** This field MUST contain a [MESSAGE\\_PACKET](#) structure.

- The **dwUserMsgType** field MUST be 0x00002036.
- The **dwcbVarLenData** field MUST be 0.

#### 2.2.8.2.1.1.8 TXUSER\_ASSOCIATE\_MTAG\_NO\_MEM\_REMOTE

This message indicates that the associate request failed because of a failure to allocate dynamic memory by the Superior Transaction Manager specified in the **SourceTmAddr** field of the [TXUSER\\_ASSOCIATE\\_MTAG\\_ASSOCIATE \(section 2.2.8.2.1.1.1\)](#) message.

0	1	2	3	4	5	6	7	8	9	10	11	12	13	14	15	16	17	18	19	20	21	22	23	24	25	26	27	28	29	30	31
MsgHeader																															
...																															
...																															
...																															
...																															
...																															

**MsgHeader (24 bytes):** This field MUST contain a [MESSAGE\\_PACKET](#) structure.

- The **dwUserMsgType** field MUST be 0x00002038.
- The **dwcbVarLenData** field MUST be 0.

#### 2.2.8.2.1.1.9 TXUSER\_ASSOCIATE\_MTAG\_TOO\_LATE

This message is sent in response to a [TXUSER\\_ASSOCIATE\\_MTAG\\_ASSOCIATE](#) (section 2.2.8.2.1.1.1) message. It indicates that the associate request failed because the transaction specified by the **guidTx** field in the TXUSER\_ASSOCIATE\_MTAG\_ASSOCIATE message is neither in the Active, Phase Zero, nor [Phase Zero Complete](#) state.

0	1	2	3	4	5	6	7	8	9	10	11	12	13	14	15	16	17	18	19	20	21	22	23	24	25	26	27	28	29	30	31
MsgHeader																															
...																															
...																															
...																															
...																															
...																															

**MsgHeader (24 bytes):** This field MUST contain a [MESSAGE\\_PACKET](#) structure.

- The **dwUserMsgType** field MUST be 0x00002040.
- The **dwcbVarLenData** field MUST be 0.

#### 2.2.8.2.1.1.10 TXUSER\_ASSOCIATE\_MTAG\_TOO\_MANY\_LOCAL

This message indicates that the associate request failed because the number of direct participants for the transaction specified by the **guidTx** field in the [TXUSER\\_ASSOCIATE\\_MTAG\\_ASSOCIATE](#) (section 2.2.8.2.1.1.1) message exceeded an implementation-specific limit by the transaction manager sending this message while processing the TXUSER\_ASSOCIATE\_MTAG\_ASSOCIATE message. <18>

0	1	2	3	4	5	6	7	8	9	10	11	12	13	14	15	16	17	18	19	20	21	22	23	24	25	26	27	28	29	30	31
MsgHeader																															
...																															
...																															

...
...
...

**MsgHeader (24 bytes):** This field MUST contain a [MESSAGE PACKET](#) structure.

- The **dwUserMsgType** field MUST be 0x00002041.
- The **dwcbVarLenData** field MUST be 0.

#### 2.2.8.2.1.1.11 TXUSER\_ASSOCIATE\_MTAG\_TOO\_MANY\_REMOTE

This message indicates a failure by the associate request. The number of direct participants for the transaction that is specified by the **guidTx** field in the [TXUSER\\_ASSOCIATE\\_MTAG\\_ASSOCIATE \(section 2.2.8.2.1.1.1\)](#) message exceeded the limit at the Superior Transaction Manager referenced in the **SourceTmAddr** field of the TXUSER\_ASSOCIATE\_MTAG\_ASSOCIATE message.

0	1	2	3	4	5	6	7	8	9	10	11	12	13	14	15	16	17	18	19	20	21	22	23	24	25	26	27	28	29	30	31
MsgHeader																															
...																															
...																															
...																															
...																															
...																															

**MsgHeader (24 bytes):** This field MUST contain a [MESSAGE PACKET](#) structure.

- The **dwUserMsgType** field MUST be 0x00002042.
- The **dwcbVarLenData** field MUST be 0.

#### 2.2.8.2.1.1.12 TXUSER\_ASSOCIATE\_MTAG\_TX\_NOT\_FOUND

This message indicates that the associate request failed because the transaction specified by the **guidTx** field in the [TXUSER\\_ASSOCIATE\\_MTAG\\_ASSOCIATE \(section 2.2.8.2.1.1.1\)](#) message was not found.

0	1	2	3	4	5	6	7	8	9	10	11	12	13	14	15	16	17	18	19	20	21	22	23	24	25	26	27	28	29	30	31
MsgHeader																															

...
...
...
...
...

**MsgHeader (24 bytes):** This field MUST contain a [MESSAGE\\_PACKET](#) structure.

- The **dwUserMsgType** field MUST be 0x00002043.
- The **dwcbVarLenData** field MUST be 0.

### 2.2.8.2.2 Push Propagation

#### 2.2.8.2.2.1 CONNTYPE\_TXUSER\_EXTENDEDWHEREABOUTS

This connection type is used by an application to obtain Extended Whereabouts from its transaction manager.

For more information about CONNTYPE\_TXUSER\_EXTENDEDWHEREABOUTS as an initiator, see section [3.3.5.2.2.1](#), and as an acceptor, see section [3.4.5.2.2.1](#).

##### 2.2.8.2.2.1.1 TXUSER\_EXTENDEDWHEREABOUTS\_MTAG\_GET

This message is sent by the application to the transaction manager to obtain the Extended Whereabouts of the transaction manager.

0	1	2	3	4	5	6	7	8	9	10	11	12	13	14	15	16	17	18	19	20	21	22	23	24	25	26	27	28	29	30	31
MsgHeader																															
...																															
...																															
...																															
...																															
...																															

**MsgHeader (24 bytes):** This field MUST contain a [MESSAGE\\_PACKET](#) structure.

- The **dwUserMsgType** field MUST be 0x00005A01.

- The **dwcbVarLenData** field MUST be 0.

#### 2.2.8.2.2.1.2 TXUSER\_EXTENDEDWHEREABOUTS\_MTAG\_GOT

This message returns the set of extended whereabouts elements.

0	1	2	3	4	5	6	7	8	9	10	11	12	13	14	15	16	17	18	19	20	21	22	23	24	25	26	27	28	29	30	31
MsgHeader																															
...																															
...																															
...																															
...																															
...																															
dwProtocolCount																															
rgtmprotUsableList (variable)																															
...																															

**MsgHeader (24 bytes):** This field MUST contain a [MESSAGE\\_PACKET](#) structure.

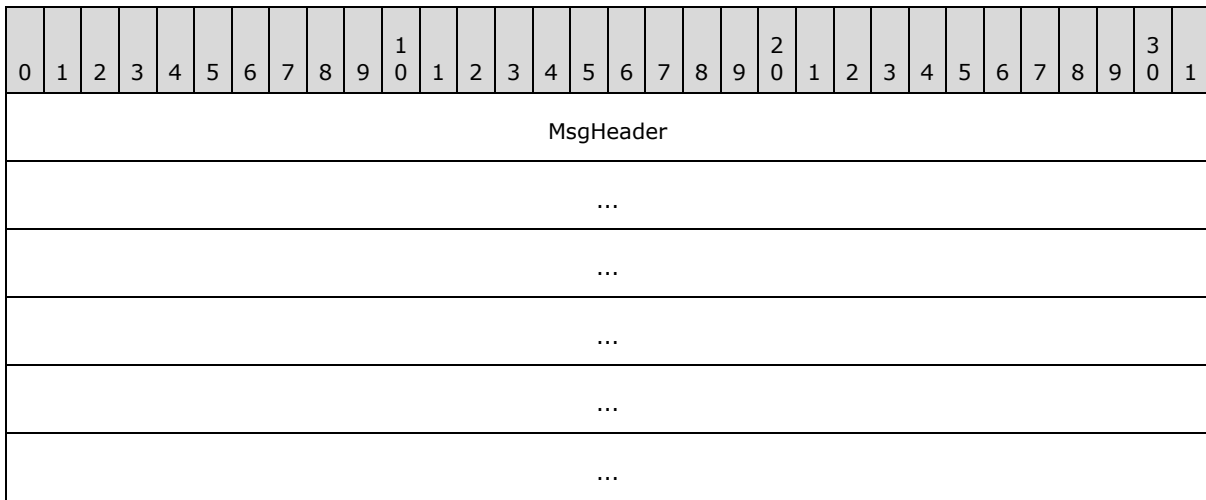
- The **dwUserMsgType** field MUST be 0x00005A02.
- The **dwcbVarLenData** field MUST be the number of bytes used by the **rgtmprotUsableList** field plus 4.

**dwProtocolCount (4 bytes):** An unsigned 32-bit value that MUST contain the number of elements in the **rgtmprotUsableList** array. If this value is zero, the **rgtmprotUsableList** field MUST be omitted.

**rgtmprotUsableList (variable):** Array of [STmToTmProtocol \(section 2.2.5.9\)](#) elements, each of which MUST be of type TmProtocolExtended. Each element defines the location information for an extension protocol. Each element MUST be aligned on a 4-byte boundary.

#### 2.2.8.2.2.1.3 TXUSER\_EXTENDEDWHEREABOUTS\_MTAG\_NOMEM

This message is sent by the transaction manager to the **Client** in response to a [TXUSER\\_EXTENDEDWHEREABOUTS\\_MTAG\\_GET \(section 2.2.8.2.2.1.1\)](#) message to indicate that there is not enough memory to process the request.



**MsgHeader (24 bytes):** This field MUST contain a [MESSAGE PACKET](#) structure.

- The **dwUserMsgType** field MUST be 0x00005A03.
- The **dwcbVarLenData** field MUST be 0.

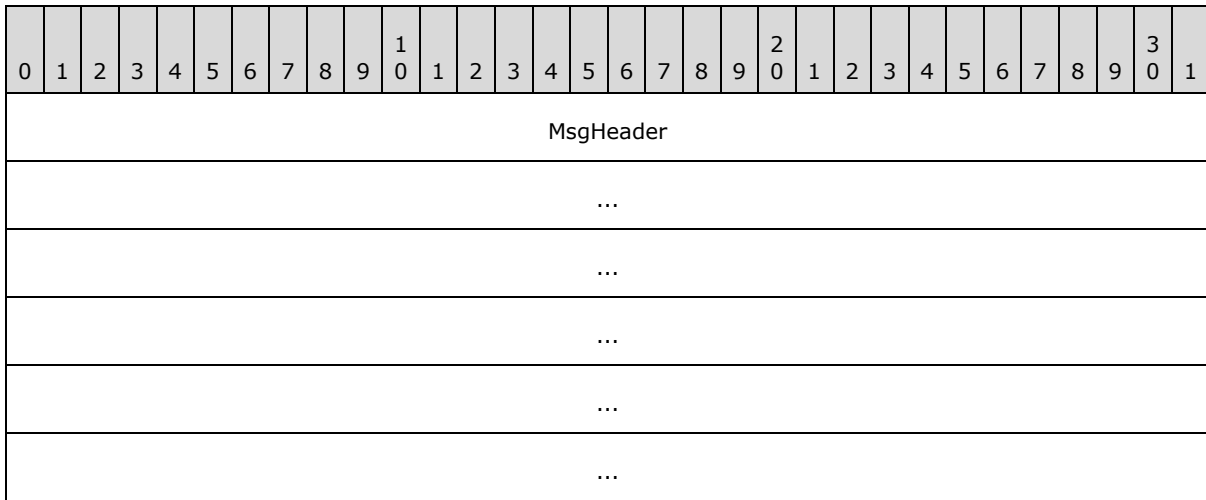
### 2.2.8.2.2.2 CONNTYPE\_TXUSER\_EXPORT

This connection type is used by a source application to initiate a push propagation to a destination application.

For more information about CONNTYPE\_TXUSER\_EXPORT as an initiator, see section [3.3.5.2.2.2](#), and as an acceptor, see section [3.4.5.2.2.2](#).

#### 2.2.8.2.2.2.1 TXUSER\_EXPORT\_MTAG\_CREATE

This message is used by applications to establish a connection with the transaction manager in order to export transactions to a destination transaction manager.



SourceTmAddr (variable)
...

**MsgHeader (24 bytes):** This field MUST contain a [MESSAGE\\_PACKET](#) structure.

- The **dwUserMsgType** field MUST be 0x00001041.
- The **dwcbVarLenData** field MUST be the number of bytes used for the **SourceTmAddr** field, and the value MUST be at least 40.

**SourceTmAddr (variable):** This field specifies the network address and identification information for the destination transaction manager. This field MUST contain either a [NAMEOBJECTBLOB \(section 2.2.5.3\)](#) structure or an [OLETX\\_TM\\_ADDR \(section 2.2.4.2\)](#) structure in a version-specific manner as described in [Version-Specific Aspects of Connection Types Relevant to an Application \(section 2.2.1.1.1\)](#). This transaction manager receives push propagation operations from the source transaction manager, which is the recipient of this message. [CONNTYPE\\_PARTNERTM\\_PROPAGATE \(section 2.2.9.1.1.1\)](#) defines the protocol that is used between the two transaction managers as a result of the export operation.

#### 2.2.8.2.2.2 TXUSER\_EXPORT\_MTAG\_CREATE2

This message is used by applications to establish a connection with the transaction manager in preparation to export transactions to a destination transaction manager.

0	1	2	3	4	5	6	7	8	9	10	11	12	13	14	15	16	17	18	19	20	21	22	23	24	25	26	27	28	29	30	31
MsgHeader																															
...																															
...																															
...																															
...																															
SourceTmAddr (variable)																															
...																															

**MsgHeader (24 bytes):** This field MUST contain a [MESSAGE\\_PACKET](#) structure.

- The **dwUserMsgType** field MUST be 0x00001804.
- The **dwcbVarLenData** field MUST be the number of bytes used for the **SourceTmAddr** field, and the value MUST be at least 40.

**SourceTmAddr (variable):** This field MUST contain an [OLETX\\_TM\\_ADDR](#) structure that specifies the network address and identification information for the destination transaction manager. This transaction manager receives push propagation operations from the source transaction manager, which is the recipient of this message.  
[CONNTYPE PARTNERTM PROPAGATE \(section 2.2.9.1.1.1\)](#) defines the protocol that is used between the two transaction managers as a result of the export operation.

#### 2.2.8.2.2.3 TXUSER\_EXPORT\_MTAG\_CREATE\_BAD\_TMADDR

This message indicates that the create request failed because of errors encountered during the interpretation and processing of the **SourceTmAddr** field in the connection's initial [TXUSER\\_EXPORT\\_MTAG\\_CREATE \(section 2.2.8.2.2.2.1\)](#) or [TXUSER\\_EXPORT\\_MTAG\\_CREATE2 \(section 2.2.8.2.2.2.2\)](#) message.

0	1	2	3	4	5	6	7	8	9	10	11	12	13	14	15	16	17	18	19	20	21	22	23	24	25	26	27	28	29	30	31
MsgHeader																															
...																															
...																															
...																															
...																															
...																															

**MsgHeader (24 bytes):** This field MUST contain a [MESSAGE\\_PACKET](#) structure.

- The **dwUserMsgType** field MUST be 0x00001046.
- The **dwcbVarLenData** field MUST be 0.

#### 2.2.8.2.2.4 TXUSER\_EXPORT\_MTAG\_CREATE\_NET\_TX\_DISABLED

This message indicates that the create request failed because the transaction manager that received the request has disabled the ability to export transactions to other transaction managers. See the Allow Outbound Transaction flag in [Abstract Data Model \(section 3.2.1\)](#) for more details.

0	1	2	3	4	5	6	7	8	9	10	11	12	13	14	15	16	17	18	19	20	21	22	23	24	25	26	27	28	29	30	31
MsgHeader																															
...																															
...																															

...
...
...

**MsgHeader (24 bytes):** This field MUST contain a [MESSAGE\\_PACKET](#) structure.

- The **dwUserMsgType** field MUST be 0x00001805.
- The **dwcbVarLenData** field MUST be 0.

#### 2.2.8.2.2.2.5 TXUSER\_EXPORT\_MTAG\_CREATED

This message indicates that the create request succeeded and the connection is now ready to process export requests.

0	1	2	3	4	5	6	7	8	9	10	11	12	13	14	15	16	17	18	19	20	21	22	23	24	25	26	27	28	29	30	31
MsgHeader																															
...																															
...																															
...																															
...																															
...																															

**MsgHeader (24 bytes):** This field MUST contain a [MESSAGE\\_PACKET](#) structure.

- The **dwUserMsgType** field MUST be 0x00001042.
- The **dwcbVarLenData** field MUST be 0.

#### 2.2.8.2.2.2.6 TXUSER\_EXPORT\_MTAG\_EXPORT

This message is used to export a transaction to the destination transaction manager that is identified by **SourceTmAddr** in the connection's initial [TXUSER\\_EXPORT\\_MTAG\\_CREATE](#) (section 2.2.8.2.2.2.1) or [TXUSER\\_EXPORT\\_MTAG\\_CREATE2](#) (section 2.2.8.2.2.2.2) message.

0	1	2	3	4	5	6	7	8	9	10	11	12	13	14	15	16	17	18	19	20	21	22	23	24	25	26	27	28	29	30	31
MsgHeader																															

...
...
...
...
...
...
guidTX
...
...
...

**MsgHeader (24 bytes):** This field MUST contain a [MESSAGE\\_PACKET](#) structure.

- The **dwUserMsgType** field MUST be 0x00001043.
- The **dwcbVarLenData** field MUST be 16.

**guidTX (16 bytes):** This field MUST contain a GUID that specifies the transaction identifier.

**2.2.8.2.2.2.7 TXUSER\_EXPORT\_MTAG\_EXPORT\_LOG\_FULL**

This message indicates that the export request failed because the transaction recovery log was full at the source transaction manager.

0	1	2	3	4	5	6	7	8	9	10	11	12	13	14	15	16	17	18	19	20	21	22	23	24	25	26	27	28	29	30	31
MsgHeader																															
...																															
...																															
...																															
...																															
...																															

**MsgHeader (24 bytes):** This field MUST contain a [MESSAGE\\_PACKET](#) structure.

- The **dwUserMsgType** field MUST be 0x00001050.

- The **dwcbVarLenData** field MUST be 0.

#### 2.2.8.2.2.2.8 TXUSER\_EXPORT\_MTAG\_EXPORT\_NO\_MEM

This message indicates that the export request failed because the source transaction manager was unable to allocate sufficient dynamic memory for the request.

0	1	2	3	4	5	6	7	8	9	10	11	12	13	14	15	16	17	18	19	20	21	22	23	24	25	26	27	28	29	30	31
MsgHeader																															
...																															
...																															
...																															
...																															
...																															

**MsgHeader (24 bytes):** This field MUST contain a [MESSAGE\\_PACKET](#) structure.

- The **dwUserMsgType** field MUST be 0x00001802.
- The **dwcbVarLenData** field MUST be 0.

#### 2.2.8.2.2.2.9 TXUSER\_EXPORT\_MTAG\_EXPORT\_TOO\_LATE

This message indicates that the export request failed because it was too late to process the export request for the current state of the transaction. See [Export Transaction \(section 3.2.7.21\)](#) and [Export Transaction Failure \(section 3.4.7.11\)](#) for more information.

0	1	2	3	4	5	6	7	8	9	10	11	12	13	14	15	16	17	18	19	20	21	22	23	24	25	26	27	28	29	30	31
MsgHeader																															
...																															
...																															
...																															
...																															
...																															

**MsgHeader (24 bytes):** This field MUST contain a [MESSAGE\\_PACKET](#) structure.

- The **dwUserMsgType** field MUST be 0x00001049.
- The **dwcbVarLenData** field MUST be 0.

#### 2.2.8.2.2.2.10 TXUSER\_EXPORT\_MTAG\_EXPORT\_TOO\_MANY

This message indicates that the export request failed because the number of direct participants for the transaction specified by the **guidTX** field in the [TXUSER\\_EXPORT\\_MTAG\\_EXPORT \(section 2.2.8.2.2.2.6\)](#) message exceeded the allowed number of remote transaction manager enlistments. For more information, see [Export Transaction \(section 3.2.7.21\)](#).

0	1	2	3	4	5	6	7	8	9	10	11	12	13	14	15	16	17	18	19	20	21	22	23	24	25	26	27	28	29	30	31
MsgHeader																															
...																															
...																															
...																															
...																															
...																															

**MsgHeader (24 bytes):** This field MUST contain a [MESSAGE\\_PACKET](#) structure.

- The **dwUserMsgType** field MUST be 0x00001801.
- The **dwcbVarLenData** field MUST be 0.

#### 2.2.8.2.2.2.11 TXUSER\_EXPORT\_MTAG\_EXPORT\_TX\_NOT\_FOUND

This message indicates that the export request failed because the transaction specified by the **guidTX** field in the [TXUSER\\_EXPORT\\_MTAG\\_EXPORT \(section 2.2.8.2.2.2.6\)](#) message was not found by the source transaction manager.

0	1	2	3	4	5	6	7	8	9	10	11	12	13	14	15	16	17	18	19	20	21	22	23	24	25	26	27	28	29	30	31
MsgHeader																															
...																															
...																															
...																															
...																															

...
-----

**MsgHeader (24 bytes):** This field MUST contain a [MESSAGE\\_PACKET](#) structure.

- The **dwUserMsgType** field MUST be 0x00001048.
- The **dwcbVarLenData** field MUST be 0.

### 2.2.8.2.2.12 TXUSER\_EXPORT\_MTAG\_EXPORTED

This message indicates that the export request was successful.

0	1	2	3	4	5	6	7	8	9	10	11	12	13	14	15	16	17	18	19	20	21	22	23	24	25	26	27	28	29	30	31
MsgHeader																															
...																															
...																															
...																															
...																															
...																															

**MsgHeader (24 bytes):** This field MUST contain a [MESSAGE\\_PACKET](#) structure.

- The **dwUserMsgType** field MUST be 0x00001044.
- The **dwcbVarLenData** field MUST be 0.

### 2.2.8.2.2.3 CONNTYPE\_TXUSER\_EXPORT2

This connection type is used by a source application to initiate a push propagation to a destination application. This connection type supersedes [CONNTYPE\\_TXUSER\\_EXPORT](#).

For more information about CONNTYPE\_TXUSER\_EXPORT2 as an initiator, see section [3.3.5.2.2.3](#), and as an acceptor, see section [3.4.1.9](#).

This connection type also uses the following messages:

- [TXUSER\\_EXPORT\\_MTAG\\_CREATE](#)
- [TXUSER\\_EXPORT\\_MTAG\\_CREATE2](#)
- [TXUSER\\_EXPORT\\_MTAG\\_CREATE\\_BAD\\_TMADDR](#)
- [TXUSER\\_EXPORT\\_MTAG\\_CREATE\\_NET\\_TX\\_DISABLED](#)
- [TXUSER\\_EXPORT\\_MTAG\\_CREATED](#)

- [TXUSER\\_EXPORT\\_MTAG\\_EXPORT](#)
- [TXUSER\\_EXPORT\\_MTAG\\_EXPORT\\_LOG\\_FULL](#)
- [TXUSER\\_EXPORT\\_MTAG\\_EXPORT\\_NO\\_MEM](#)
- [TXUSER\\_EXPORT\\_MTAG\\_EXPORT\\_TOO\\_LATE](#)
- [TXUSER\\_EXPORT\\_MTAG\\_EXPORT\\_TOO\\_MANY](#)
- [TXUSER\\_EXPORT\\_MTAG\\_EXPORT\\_TX\\_NOT\\_FOUND](#)
- [TXUSER\\_EXPORT\\_MTAG\\_EXPORTED](#)

#### 2.2.8.2.2.3.1 TXUSER\_EXPORT\_MTAG\_EXPORT\_COMM\_FAILED

This message indicates that the export request failed because the sender of this message encountered a communication failure with the source transaction manager.

0	1	2	3	4	5	6	7	8	9	10	11	12	13	14	15	16	17	18	19	20	21	22	23	24	25	26	27	28	29	30	31
MsgHeader																															
...																															
...																															
...																															
...																															
...																															

**MsgHeader (24 bytes):** This field MUST contain a [MESSAGE\\_PACKET](#) structure.

- The **dwUserMsgType** field MUST be 0x00001806.
- The **dwcbVarLenData** field MUST be 0x00000000.

#### 2.2.8.2.2.4 CONNTYPE\_TXUSER\_IMPORT

This connection type is used by a destination application to complete a push propagation that is initiated by a source application.

For more information about CONNTYPE\_TXUSER\_IMPORT as an initiator, see section [3.3.5.2.2.4](#), and as an acceptor, see section [3.4.5.2.2.4](#).

##### 2.2.8.2.2.4.1 TXUSER\_IMPORT\_MTAG\_ABORT

This message is a request for the transaction manager to abort the transaction.

0	1	2	3	4	5	6	7	8	9	10	11	12	13	14	15	16	17	18	19	20	21	22	23	24	25	26	27	28	29	30	31
MsgHeader																															
...																															
...																															
...																															
...																															
...																															
guidReason																															
...																															
...																															
...																															

**MsgHeader (24 bytes):** This field MUST contain a [MESSAGE PACKET](#) structure.

- The **dwUserMsgType** field MUST be 0x00001023.
- The **dwcbVarLenData** field MUST be 16.

**guidReason (16 bytes):** The value MUST be set to an implementation-specific GUID that specifies the reason for aborting the transaction and SHOULD be ignored on receipt.

### 2.2.8.2.2.4.2 TXUSER\_IMPORT\_MTAG\_ABORT\_TOO\_LATE

This message is sent to the application in the connection type that was created for the originating [TXUSER\\_IMPORT\\_MTAG\\_IMPORT \(section 2.2.8.2.2.4.3\)](#) message.

0	1	2	3	4	5	6	7	8	9	10	11	12	13	14	15	16	17	18	19	20	21	22	23	24	25	26	27	28	29	30	31
MsgHeader																															
...																															
...																															
...																															

...
...

**MsgHeader (24 bytes):** This field MUST contain a [MESSAGE\\_PACKET](#) structure.

- The **dwUserMsgType** field MUST be 0x00001025.
- The **dwcbVarLenData** field MUST be 0.

#### 2.2.8.2.2.4.3 TXUSER\_IMPORT\_MTAG\_IMPORT

This message is used by a destination application to complete a push propagation operation that is initiated by a source application.

0	1	2	3	4	5	6	7	8	9	10	11	12	13	14	15	16	17	18	19	20	21	22	23	24	25	26	27	28	29	30	31
MsgHeader																															
...																															
...																															
...																															
...																															
guidTx																															
...																															
...																															
...																															

**MsgHeader (24 bytes):** This field MUST contain a [MESSAGE\\_PACKET](#) structure.

- The **dwUserMsgType** field MUST be 0x00001021.
- The **dwcbVarLenData** field MUST be 16.

**guidTx (16 bytes):** This field MUST contain a GUID that specifies the transaction identifier.

#### 2.2.8.2.2.4.4 TXUSER\_IMPORT\_MTAG\_IMPORT\_TX\_NOT\_FOUND

This message is sent if the attempt to import the transaction is unsuccessful because the transaction that is specified in the [TXUSER\\_IMPORT\\_MTAG\\_IMPORT \(section 2.2.8.2.2.4.3\)](#) message cannot be found.

0	1	2	3	4	5	6	7	8	9	10	11	12	13	14	15	16	17	18	19	20	21	22	23	24	25	26	27	28	29	30	31
MsgHeader																															
...																															
...																															
...																															
...																															
...																															

**MsgHeader (24 bytes):** This field MUST contain a [MESSAGE\\_PACKET](#) structure.

- The **dwUserMsgType** field MUST be 0x00001026.
- The **dwcbVarLenData** field MUST be 0.

#### 2.2.8.2.2.4.5 TXUSER\_IMPORT\_MTAG\_IMPORTED

This message indicates that the import operation completed successfully.

0	1	2	3	4	5	6	7	8	9	10	11	12	13	14	15	16	17	18	19	20	21	22	23	24	25	26	27	28	29	30	31
MsgHeader																															
...																															
...																															
...																															
...																															
...																															
isoLevel																															
isoFlags																															

**MsgHeader (24 bytes):** This field MUST contain a [MESSAGE\\_PACKET](#) structure.

- The **dwUserMsgType** field MUST be 0x00001022.
- The **dwcbVarLenData** field MUST be 8.

**isoLevel (4 bytes):** See the **isoLevel** field in section [2.2.8.1.1.2](#) for details.

**isoFlags (4 bytes):** See the **isoFlags** field in section [2.2.8.1.1.2](#) for details.

#### 2.2.8.2.2.4.6 TXUSER\_IMPORT\_MTAG\_REQUEST\_COMPLETED

This message indicates that the attempt to abort the transaction was successful.

0	1	2	3	4	5	6	7	8	9	10	11	12	13	14	15	16	17	18	19	20	21	22	23	24	25	26	27	28	29	30	31
MsgHeader																															
...																															
...																															
...																															
...																															
...																															

**MsgHeader (24 bytes):** This field MUST contain a [MESSAGE\\_PACKET](#) structure.

- The **dwUserMsgType** field MUST be 0x00001024.
- The **dwcbVarLenData** field MUST be 0.

#### 2.2.8.2.2.5 CONNTYPE\_TXUSER\_IMPORT2

This connection type is used by a destination application to complete a push propagation that is initiated by a source application. This connection type supersedes [CONNTYPE\\_TXUSER\\_IMPORT](#).

For more information about CONNTYPE\_TXUSER\_IMPORT2 as an initiator, see section [3.3.5.2.2.5](#), and as an acceptor, see section [3.4.5.2.2.5](#).

##### 2.2.8.2.2.5.1 TXUSER\_IMPORT2\_MTAG\_ABORT

This message is used to abort a transaction that was previously successfully imported by using either the [TXUSER\\_IMPORT2\\_MTAG\\_IMPORT \(section 2.2.8.2.2.5.2\)](#) or [TXUSER\\_IMPORT2\\_MTAG\\_IMPORT\\_WITH\\_SET \(section 2.2.8.2.2.5.3\)](#) message.

0	1	2	3	4	5	6	7	8	9	10	11	12	13	14	15	16	17	18	19	20	21	22	23	24	25	26	27	28	29	30	31
MsgHeader																															
...																															
...																															
...																															
...																															
...																															

**MsgHeader (24 bytes):** This field MUST contain a [MESSAGE PACKET](#) structure.

- The **dwUserMsgType** field MUST be 0x00006101.
- The **dwcbVarLenData** field MUST be 0.

**2.2.8.2.2.5.2 TXUSER\_IMPORT2\_MTAG\_IMPORT**

This message is used by resource managers or **server** processes to establish a transaction connection with their transaction manager. The transaction identifier for which the connection is wanted is identified by the **guidTX** member of the message structure.

0	1	2	3	4	5	6	7	8	9	10	11	12	13	14	15	16	17	18	19	20	21	22	23	24	25	26	27	28	29	30	31
MsgHeader																															
...																															
...																															
...																															
...																															
...																															
guidTX																															
...																															
...																															



...
...
...
...
...
...
(szDesc cont'd for 2 rows)

**MsgHeader (24 bytes):** This field MUST contain a [MESSAGE\\_PACKET](#) structure.

- The **dwUserMsgType** field MUST be 0x00006107.
- The **dwcbVarLenData** field MUST be 64.

**guidTX (16 bytes):** This field MUST contain a GUID that specifies the transaction identifier.

**isoLevel (4 bytes):** See the **isoLevel** field in section [2.2.8.1.1.2](#) for details.

**isoFlags (4 bytes):** See the **isoFlags** field in section [2.2.8.1.1.2](#) for details.

**szDesc (40 bytes):** See the **szDesc** field in section [2.2.8.1.1.2](#) for details.

#### 2.2.8.2.2.5.4 TXUSER\_IMPORT2\_MTAG\_SINK\_ERROR

This message is sent if the attempt to import the transaction was unsuccessful or to indicate the success or failure of the abort operation.

0	1	2	3	4	5	6	7	8	9	10	11	12	13	14	15	16	17	18	19	20	21	22	23	24	25	26	27	28	29	30	31
MsgHeader																															
...																															
...																															
...																															
...																															
...																															
Error																															

**MsgHeader (24 bytes):** This field MUST contain a [MESSAGE\\_PACKET](#) structure.

- The **dwUserMsgType** field MUST be 0x00006105.
- The **dwcbVarLenData** field MUST be 4.

**Error (4 bytes):** This field MUST contain the status for the previous request. The value MUST be a member of the [TRUN\\_TXIMPORT\\_ERRORS](#) enumeration.

#### 2.2.8.2.2.5.5 TXUSER\_IMPORT2\_MTAG\_SINK\_IMPORTED

This message provides the isolation level and isolation flags for the specified transaction.

0	1	2	3	4	5	6	7	8	9	10	11	12	13	14	15	16	17	18	19	20	21	22	23	24	25	26	27	28	29	30	31
MsgHeader																															
...																															
...																															
...																															
...																															
...																															
isoLevel																															
isoFlags																															

**MsgHeader (24 bytes):** This field MUST contain a [MESSAGE\\_PACKET](#) structure.

- The **dwUserMsgType** field MUST be 0x00006106.
- The **dwcbVarLenData** field MUST be 8.

**isoLevel (4 bytes):** See the **isoLevel** field in section [2.2.8.1.1.2](#) for details.

**isoFlags (4 bytes):** See the **isoFlags** field in section [2.2.8.1.1.2](#) for details.

### 2.2.8.3 Transaction Administration

#### 2.2.8.3.1 CONNTYPE\_TXUSER\_GETTXDETAILS

This connection type is used by an application to retrieve details about a transaction from its transaction manager.

For more information about CONNTYPE\_TXUSER\_GETTXDETAILS as an initiator, see section [3.3.5.3.1](#), and as an acceptor, see section [3.4.5.3.1](#).

### 2.2.8.3.1.1 TXUSER\_GETTXDETAILS\_MTAG\_GET

This message is used to request details about a transaction from the transaction manager.

0	1	2	3	4	5	6	7	8	9	10	11	12	13	14	15	16	17	18	19	20	21	22	23	24	25	26	27	28	29	30	31
MsgHeader																															
...																															
...																															
...																															
...																															
...																															
guidTx																															
...																															
...																															
...																															

**MsgHeader (24 bytes):** This field MUST contain a [MESSAGE PACKET](#) structure.

- The **dwUserMsgType** field MUST be 0x00004701.
- The **dwcbVarLenData** field MUST be 16.

**guidTx (16 bytes):** This field MUST contain a GUID that specifies the transaction identifier.

### 2.2.8.3.1.2 TXUSER\_GETTXDETAILS\_MTAG\_GOTIT

This message provides the client with name and identifier details for the transaction superior and all enlisted subordinates.

0	1	2	3	4	5	6	7	8	9	10	11	12	13	14	15	16	17	18	19	20	21	22	23	24	25	26	27	28	29	30	31
MsgHeader																															
...																															
...																															

...
...
...
ISubordinateCount
Reserved
vszSuperiorName (variable)
...
vszSuperiorID (variable)
...
rgSubordinates (variable)
...

**MsgHeader (24 bytes):** This field MUST contain a [MESSAGE PACKET](#) structure.

- The **dwUserMsgType** field MUST be 0x00004702.
- The **dwcbVarLenData** field MUST be at least 16 bytes.

**ISubordinateCount (4 bytes):** This field MUST contain the number of subordinates in the **rgSubordinates** array that follows.

**Reserved (4 bytes):** Reserved. This value MUST be set to zero and MUST be ignored on receipt.

**vszSuperiorName (variable):** This field MUST contain an [OLETX\\_VARLEN\\_STRING](#) structure. The structure specifies an implementation-specific name for the **Name** property of the **Superior Enlistment** object (see section [3.2.1](#)) that is maintained by the [Core Transaction Manager Facet \(section 1.3.3.3.1\)](#). The Core Transaction Manager Facet is initialized as specified in [Initialization \(section 3.2.3\)](#).

If the transaction manager is the root transaction manager for the transaction, the value MUST be a zero-length OLETX\_VARLEN\_STRING. If the transaction manager is not acting as the root transaction manager for the transaction, the value MUST NOT be a zero-length OLETX\_VARLEN\_STRING. This field MUST be aligned on a 4-byte boundary by padding with arbitrary values that MUST be ignored on receipt.

**vszSuperiorID (variable):** This field contains an OLETX\_VARLEN\_STRING structure. The structure MUST contain an implementation-specific identifier that corresponds to the **Enlistment Object.Identifier** property of the **Superior Enlistment** object (see section [3.2.1](#)) that is maintained by the Core Transaction Manager Facet (section 1.3.3.3.1) as described for Enlistment objects (see section [3.1.1](#)). The Core Transaction Manager Facet is

initialized as specified in Initialization. If the transaction manager is the root transaction manager for the transaction, the value MUST be a zero-length OLETX\_VARLEN\_STRING. This field MUST be aligned on a 4-byte boundary by padding with arbitrary values that MUST be ignored on receipt.

**rgSubordinates (variable):** An array of OLETX\_VARLEN\_STRING structure pairs. Each pair MUST specify an implementation-specific name, followed by an implementation-specific identifier. The array MUST contain **ISubordinateCount** pairs of OLETX\_VARLEN\_STRING structures, representing the collection of subordinates enlisted on the transaction. If **ISubordinateCount** contains zero, this field MUST NOT be present.

This field MUST be aligned on a 4-byte boundary by padding with arbitrary values that MUST be ignored on receipt. The name and identifier correspond to the **Name** and **Enlistment Object.Identifier** properties (see section 3.1.1) respectively, of the Phase One Enlistment list that is maintained by the core transaction manager facet (see section 3.2.1) and initialized as specified in [Enlistment Object Initialization \(section 3.1.3.1\)](#).

### 2.2.8.3.1.3 TXUSER\_GETTXDETAILS\_MTAG\_TX\_NOT\_FOUND

This message is sent to indicate that the transaction details cannot be found.

0	1	2	3	4	5	6	7	8	9	10	11	12	13	14	15	16	17	18	19	20	21	22	23	24	25	26	27	28	29	30	31
MsgHeader																															
...																															
...																															
...																															
...																															
...																															

**MsgHeader (24 bytes):** This field MUST contain a [MESSAGE\\_PACKET](#) structure.

- The **dwUserMsgType** field MUST be 0x00004703.
- The **dwcbVarLenData** field MUST be 0.

### 2.2.8.3.2 CONNTYPE\_TXUSER\_RESOLVE

This connection type is used by an application either to manually resolve the outcome of an [In Doubt](#) transaction or cause its transaction manager to forget a transaction that is in the [Failed to Notify](#) state.

For more information about CONNTYPE\_TXUSER\_RESOLVE as an initiator, see section 3.3.5.3.2, and as an acceptor, see section 3.4.5.3.2.

#### 2.2.8.3.2.1 TXUSER\_RESOLVE\_MTAG\_ACCESSDENIED

This message indicates that the principal that sent the previous [TXUSER\\_RESOLVE\\_MTAG\\_CHILD\\_ABORT](#), [TXUSER\\_RESOLVE\\_MTAG\\_CHILD\\_COMMIT](#), or [TXUSER\\_RESOLVE\\_MTAG\\_FORGET\\_COMMITTED](#) is not authorized to perform the requested action. <19>

0	1	2	3	4	5	6	7	8	9	10	11	12	13	14	15	16	17	18	19	20	21	22	23	24	25	26	27	28	29	30	31
MsgHeader																															
...																															
...																															
...																															
...																															
...																															

**MsgHeader (24 bytes):** This field MUST contain a [MESSAGE\\_PACKET](#) structure.

- The **dwUserMsgType** field MUST be 0x0000107F.
- The **dwcbVarLenData** field MUST be 0.

#### 2.2.8.3.2.2 TXUSER\_RESOLVE\_MTAG\_CHILD\_ABORT

This message is sent by the application to manually resolve the outcome of an in-doubt transaction as aborted.

0	1	2	3	4	5	6	7	8	9	10	11	12	13	14	15	16	17	18	19	20	21	22	23	24	25	26	27	28	29	30	31
MsgHeader																															
...																															
...																															
...																															
...																															
...																															
guidTx																															

...
...
...

**MsgHeader (24 bytes):** This field MUST contain a [MESSAGE PACKET](#) structure.

- The **dwUserMsgType** field MUST be 0x00001071.
- The **dwcbVarLenData** field MUST be 16.

**guidTx (16 bytes):** This field MUST contain a GUID that specifies the transaction identifier.

**2.2.8.3.2.3 TXUSER\_RESOLVE\_MTAG\_CHILD\_COMMIT**

This message is sent by an application to manually resolve an in-doubt transaction as committed.

0	1	2	3	4	5	6	7	8	9	10	1	2	3	4	5	6	7	8	9	20	1	2	3	4	5	6	7	8	9	30	1
MsgHeader																															
...																															
...																															
...																															
...																															
...																															
guidTx																															
...																															
...																															
...																															

**MsgHeader (24 bytes):** This field MUST contain a [MESSAGE PACKET](#) structure.

- The **dwUserMsgType** field MUST be 0x00001072.
- The **dwcbVarLenData** field MUST be 16.

**guidTx (16 bytes):** This field MUST contain a GUID that specifies the transaction identifier.

#### 2.2.8.3.2.4 TXUSER\_RESOLVE\_MTAG\_CHILD\_NOT\_PREPARED

This message indicates that the specified transaction is not in the [In Doubt](#) state.

0	1	2	3	4	5	6	7	8	9	10	11	12	13	14	15	16	17	18	19	20	21	22	23	24	25	26	27	28	29	30	31
MsgHeader																															
...																															
...																															
...																															
...																															
...																															

**MsgHeader (24 bytes):** This field MUST contain a [MESSAGE\\_PACKET](#) structure.

- The **dwUserMsgType** field MUST be 0x00001077.
- The **dwcbVarLenData** field MUST be 0.

#### 2.2.8.3.2.5 TXUSER\_RESOLVE\_MTAG\_FORGET\_COMMITTED

This message is sent by an application to request that the transaction manager issue a [Forget Transaction](#) event for a transaction that is in the [Failed to Notify](#) state.

0	1	2	3	4	5	6	7	8	9	10	11	12	13	14	15	16	17	18	19	20	21	22	23	24	25	26	27	28	29	30	31
MsgHeader																															
...																															
...																															
...																															
...																															
...																															
guidTx																															
...																															

...
...

**MsgHeader (24 bytes):** This field MUST contain a [MESSAGE\\_PACKET](#) structure.

- The **dwUserMsgType** field MUST be 0x00001073.
- The **dwcbVarLenData** field MUST be 16.

**guidTx (16 bytes):** This field MUST contain a GUID that specifies the transaction identifier.

#### 2.2.8.3.2.6 TXUSER\_RESOLVE\_MTAG\_FORGET\_TX\_NOT\_COMMITTED

This message indicates that the specified transaction is not in the [Failed to Notify](#) state.

0	1	2	3	4	5	6	7	8	9	10	1	2	3	4	5	6	7	8	9	20	1	2	3	4	5	6	7	8	9	30	1
MsgHeader																															
...																															
...																															
...																															
...																															
...																															

**MsgHeader (24 bytes):** This field MUST contain a [MESSAGE\\_PACKET](#) structure.

- The **dwUserMsgType** field MUST be 0x00001078.
- The **dwcbVarLenData** field MUST be 0.

#### 2.2.8.3.2.7 TXUSER\_RESOLVE\_MTAG\_REQUEST\_COMPLETE

This message is sent by the transaction manager to indicate that the request completed successfully.

0	1	2	3	4	5	6	7	8	9	10	1	2	3	4	5	6	7	8	9	20	1	2	3	4	5	6	7	8	9	30	1
MsgHeader																															
...																															

...
...
...
...

- MsgHeader (24 bytes):** This field MUST contain a [MESSAGE\\_PACKET](#) structure.
- The **dwUserMsgType** field MUST be 0x00001074.
  - The **dwcbVarLenData** field MUST be 0.

**2.2.8.3.2.8 TXUSER\_RESOLVE\_MTAG\_NOT\_CHILD**

This message indicates that the transaction manager is not a subordinate for the specified transaction.[<20>](#)

0	1	2	3	4	5	6	7	8	9	10	1	2	3	4	5	6	7	8	9	20	1	2	3	4	5	6	7	8	9	30	1
MsgHeader																															
...																															
...																															
...																															
...																															
...																															

- MsgHeader (24 bytes):** This field MUST contain a [MESSAGE\\_PACKET](#) structure.
- The **dwUserMsgType** field MUST be 0x00001076.
  - The **dwcbVarLenData** field MUST be 0.

**2.2.8.3.2.9 TXUSER\_RESOLVE\_MTAG\_TX\_NOT\_FOUND**

This message is sent by the transaction manager to indicate that the specified transaction does not exist.

0	1	2	3	4	5	6	7	8	9	10	1	2	3	4	5	6	7	8	9	20	1	2	3	4	5	6	7	8	9	30	1
MsgHeader																															

...
...
...
...
...

**MsgHeader (24 bytes):** This field MUST contain a [MESSAGE\\_PACKET](#) structure.

- The **dwUserMsgType** field MUST be 0x00001075.
- The **dwcbVarLenData** field MUST be 0.

### 2.2.8.3.3 CONNTYPE\_TXUSER\_SETTXTIMEOUT

This connection type is used by an application to modify the time-out of a transaction that has been initiated on a [CONNTYPE\\_TXUSER\\_BEGINNER](#) connection.

For more information about CONNTYPE\_TXUSER\_SETTXTIMEOUT as an initiator, see section [3.3.5.3.3](#), and as an acceptor, see section [3.4.5.3.3](#).

This connection type also uses the TXUSER\_SETTXTIMEOUT\_MTAG\_REQUEST\_COMPLETE (as specified in section [2.2.8.1.2.6](#)), TXUSER\_SETTXTIMEOUT\_MTAG\_SETTXTIMEOUT (as specified in section [2.2.8.1.2.7](#)), and TXUSER\_SETTXTIMEOUT\_MTAG\_TOO\_LATE (as specified in section [2.2.8.1.2.8](#)) messages.

#### 2.2.8.3.3.1 TXUSER\_SETTXTIMEOUT\_MTAG\_TX\_NOT\_FOUND

This message is optionally sent by the transaction manager as part of the [CONNTYPE\\_TXUSER\\_SETTXTIMEOUT \(section 2.2.8.3.3\)](#) connection type to indicate that the specified transaction does not exist. This message is optionally also sent by the transaction manager as part of the [CONNTYPE\\_TXUSER\\_SETTXTIMEOUT2 \(section 2.2.8.3.4\)](#) connection type to indicate that the transaction manager supports the capability to modify the time-out of a transaction. For more information, see CONNTYPE\_TXUSER\_SETTXTIMEOUT2.

0	1	2	3	4	5	6	7	8	9	10	11	12	13	14	15	16	17	18	19	20	21	22	23	24	25	26	27	28	29	30	31
MsgHeader																															
...																															
...																															
...																															
...																															

...
-----

**MsgHeader (24 bytes):** This field MUST contain a [MESSAGE\\_PACKET](#) structure.

- The **dwUserMsgType** field MUST be 0x0000107D.
- The **dwcbVarLenData** field MUST be 0.

### 2.2.8.3.4 CONNTYPE\_TXUSER\_SETTXTIMEOUT2

This connection type is used by an application to query the transaction manager's support for modifying the time-out of a transaction that has been initiated on a [CONNTYPE\\_TXUSER\\_BEGIN2](#) or [CONNTYPE\\_TXUSER\\_PROMOTE](#) connection.

For more information about CONNTYPE\_TXUSER\_SETTXTIMEOUT2 as an initiator, see section [3.3.5.3.4](#), and as an acceptor, see section [3.4.5.3.4](#).

This connection type also uses the TXUSER\_SETTXTIMEOUT\_MTAG\_SETTXTIMEOUT (see section [2.2.8.1.2.7](#) and TXUSER\_SETTXTIMEOUT\_MTAG\_TX\_NOT\_FOUND (see section [2.2.8.3.3.1](#)) messages.

### 2.2.8.3.5 CONNTYPE\_TXUSER\_TRACE

This connection type is used by an application to ask its transaction manager to trace the status of a transaction by using an implementation-specific mechanism.

For more information about CONNTYPE\_TXUSER\_TRACE as an initiator, see section [3.3.5.3.5](#), and as an acceptor, see section [3.4.5.3.5](#).

#### 2.2.8.3.5.1 TXUSER\_TRACE\_MTAG\_DUMP\_TRANSACTION

This message requests that the transaction manager write the status of a transaction to a local trace file in an implementation-specific manner.

0	1	2	3	4	5	6	7	8	9	10	11	12	13	14	15	16	17	18	19	20	21	22	23	24	25	26	27	28	29	30	31
MsgHeader																															
...																															
...																															
...																															
...																															
...																															
guidTx																															

...
...
...

**MsgHeader (24 bytes):** This field MUST contain a [MESSAGE PACKET](#) structure.

- The **dwUserMsgType** field MUST be 0x00002100.
- The **dwcbVarLenData** field MUST be 16.

**guidTx (16 bytes):** This field MUST contain a GUID that specifies the transaction identifier.

#### 2.2.8.3.5.2 TXUSER\_TRACE\_MTAG\_REQUEST\_COMPLETE

This message indicates the transaction was successfully traced.

0	1	2	3	4	5	6	7	8	9	10	1	2	3	4	5	6	7	8	9	20	1	2	3	4	5	6	7	8	9	30	1
MsgHeader																															
...																															
...																															
...																															
...																															
...																															

**MsgHeader (24 bytes):** This field MUST contain a [MESSAGE PACKET](#) structure.

- The **dwUserMsgType** field MUST be 0x00002101.
- The **dwcbVarLenData** field MUST be 0.

#### 2.2.8.3.5.3 TXUSER\_TRACE\_MTAG\_REQUEST\_FAILED

This message indicates that the trace request failed.

0	1	2	3	4	5	6	7	8	9	10	1	2	3	4	5	6	7	8	9	20	1	2	3	4	5	6	7	8	9	30	1
MsgHeader																															
...																															

...
...
...
...

**MsgHeader (24 bytes):** This field MUST contain a [MESSAGE PACKET](#) structure.

- The **dwUserMsgType** field MUST be 0x00002103.
- The **dwcbVarLenData** field MUST be 0.

### 2.2.8.3.5.4 TXUSER\_TRACE\_MTAG\_TX\_NOT\_FOUND

This message is sent by the transaction manager to indicate that the trace request failed because the transaction does not exist.

0	1	2	3	4	5	6	7	8	9	10	11	12	13	14	15	16	17	18	19	20	21	22	23	24	25	26	27	28	29	30	31
MsgHeader																															
...																															
...																															
...																															
...																															
...																															

**MsgHeader (24 bytes):** This field MUST contain a [MESSAGE PACKET](#) structure.

- The **dwUserMsgType** field MUST be 0x00002102.
- The **dwcbVarLenData** field MUST be 0.

### 2.2.8.4 Transaction Manager Administration

#### 2.2.8.4.1 CONNTYPE\_TXUSER\_GETSECURITYFLAGS

This connection type is used by an application to obtain the security configuration of its transaction manager.

For more information about CONNTYPE\_TXUSER\_GETSECURITYFLAGS as an initiator, see section [3.3.5.4.1](#), and as an acceptor, see section [3.4.5.3.5](#).

#### 2.2.8.4.1.1 TXUSER\_GETSECURITYFLAGS\_MTAG\_FETCHED

This message indicates that the request to obtain security configuration flags was successful.

0	1	2	3	4	5	6	7	8	9	10	11	12	13	14	15	16	17	18	19	20	21	22	23	24	25	26	27	28	29	30	31
MsgHeader																															
...																															
...																															
...																															
...																															
...																															
grfNetworkDtcAccess																															
grfXaTransactions																															
grfOptions																															

**MsgHeader (24 bytes):** This field MUST contain a [MESSAGE\\_PACKET](#) structure.

- The **dwUserMsgType** field MUST be 0x00005502.
- The **dwcbVarLenData** field MUST be 12.

**grfNetworkDtcAccess (4 bytes):** This field contains a [DTCADVCONFIG](#) bitfield enumeration. See DTCADVCONFIG for details.

**grfXaTransactions (4 bytes):** This field indicates whether the transaction manager supports the local use of the XA standard API in an implementation-specific manner as specified in [Receiving a TXUSER\\_GETSECURITYFLAGS\\_MTAG\\_GETSECURITYFLAGS Message \(section 3.4.5.4.1.1\)](#). For more information about XA, see [\[C193\]](#). The field SHOULD have a value of zero if the use of the XA standard API is not supported, or it SHOULD have a value of one if the use of the XA standard API is supported.

**grfOptions (4 bytes):** This field contains a [DTCADVCONFIG\\_OPTIONS](#) bitfield enumeration. See section [2.2.7.3](#) for details.

#### 2.2.8.4.1.2 TXUSER\_GETSECURITYFLAGS\_MTAG\_GETSECURITYFLAGS

This message is used by an application to obtain the configuration flags that are associated with the security settings of a transaction manager.

0	1	2	3	4	5	6	7	8	9	10	11	12	13	14	15	16	17	18	19	20	21	22	23	24	25	26	27	28	29	30	31
MsgHeader																															
...																															
...																															
...																															
...																															
...																															

**MsgHeader (24 bytes):** This field MUST contain a [MESSAGE PACKET](#) structure.

- The **dwUserMsgType** field MUST be 0x00005501.
- The **dwcbVarLenData** field MUST be 0.

## 2.2.9 Connection Types Relevant to Transaction Managers

### 2.2.9.1 Transaction Propagation and Coordination

#### 2.2.9.1.1 Push Propagation

##### 2.2.9.1.1.1 CONNTYPE\_PARTNERTM\_PROPAGATE

This connection type is used by a superior transaction manager to do a push propagation of a transaction to its subordinate transaction manager and to execute the Two-Phase Commit protocol.

For more information about [CONNTYPE PARTNERTM PROPAGATE as Initiator](#), see section [3.7.5.1.1.1](#), and as an acceptor, see section [CONNTYPE PARTNERTM PROPAGATE as Acceptor \(section 3.8.5.1.1.1\)](#).

##### 2.2.9.1.1.1.1 PARTNERTM\_PROPAGATE\_MTAG\_PROPAGATE

This message is used to propagate a transaction to a subordinate transaction manager.

0	1	2	3	4	5	6	7	8	9	10	11	12	13	14	15	16	17	18	19	20	21	22	23	24	25	26	27	28	29	30	31
MsgHeader																															
...																															
...																															

...
...
...
guidTX
...
...
...
isoLevel
szDesc
...
...
...
...
...
...
...
...
(szDesc cont'd for 2 rows)

**MsgHeader (24 bytes):** This field MUST contain a [MESSAGE PACKET](#) structure.

- The **dwUserMsgType** field MUST be 0x00002001.
- The **dwcbVarLenData** field MUST be 60.

**guidTX (16 bytes):** This field MUST contain a GUID that specifies the transaction identifier.

**isoLevel (4 bytes):** See the **isoLevel** field in section [2.2.8.1.1.2](#) for details.

**szDesc (40 bytes):** See the **szDesc** field in section [2.2.8.1.1.2](#) for details.

### 2.2.9.1.1.1.2 PARTNERTM\_PROPAGATE\_MTAG\_PROPAGATED

This message indicates that the transaction was successfully propagated to the subordinate transaction manager.

0	1	2	3	4	5	6	7	8	9	10	1	2	3	4	5	6	7	8	9	20	1	2	3	4	5	6	7	8	9	30	1
MsgHeader																															
...																															
...																															
...																															
...																															
...																															

**MsgHeader (24 bytes):** This field MUST contain a [MESSAGE\\_PACKET](#) structure.

- The **dwUserMsgType** field MUST be 0x00002002.
- The **dwcbVarLenData** field MUST be 0.

### 2.2.9.1.1.1.3 PARTNERTM\_PROPAGATE\_MTAG\_DUPLICATE

This message indicates that the transaction was already propagated to the subordinate transaction manager.

0	1	2	3	4	5	6	7	8	9	10	1	2	3	4	5	6	7	8	9	20	1	2	3	4	5	6	7	8	9	30	1
MsgHeader																															
...																															
...																															
...																															
...																															
...																															

**MsgHeader (24 bytes):** This field MUST contain a [MESSAGE\\_PACKET](#) structure.

- The **dwUserMsgType** field MUST be 0x00002010.

- The **dwcbVarLenData** field MUST be 0.

#### 2.2.9.1.1.1.4 PARTNERTM\_PROPAGATE\_MTAG\_NO\_MEM

This message indicates that transaction propagation failed because the subordinate transaction manager was out of memory.

0	1	2	3	4	5	6	7	8	9	10	11	12	13	14	15	16	17	18	19	20	21	22	23	24	25	26	27	28	29	30	31
MsgHeader																															
...																															
...																															
...																															
...																															
...																															

**MsgHeader (24 bytes):** This field MUST contain a [MESSAGE\\_PACKET](#) structure.

- The **dwUserMsgType** field MUST be 0x00002901.
- The **dwcbVarLenData** field MUST be 0.

#### 2.2.9.1.1.1.5 PARTNERTM\_PROPAGATE\_MTAG\_LOG\_FULL

This message indicates that transaction propagation failed because the transaction recovery log of the subordinate transaction manager is full.

0	1	2	3	4	5	6	7	8	9	10	11	12	13	14	15	16	17	18	19	20	21	22	23	24	25	26	27	28	29	30	31
MsgHeader																															
...																															
...																															
...																															
...																															
...																															

**MsgHeader (24 bytes):** This field MUST contain a [MESSAGE\\_PACKET](#) structure.

- The **dwUserMsgType** field MUST be 0x00002902.
- The **dwcbVarLenData** field MUST be 0.

#### 2.2.9.1.1.1.6 PARTNERTM\_PROPAGATE\_MTAG\_PREPAREREQ

This message is used to request that the subordinate transaction manager perform the actions that are needed to prepare the transaction to be committed.

This message is also used for [CONNTYPE PARTNERTM\\_BRANCH](#).

0	1	2	3	4	5	6	7	8	9	10	11	12	13	14	15	16	17	18	19	20	21	22	23	24	25	26	27	28	29	30	31
MsgHeader																															
...																															
...																															
...																															
...																															
grfRM																															
fSinglePhase																															

**MsgHeader (24 bytes):** This field MUST contain a [MESSAGE\\_PACKET](#) structure.

- The **dwUserMsgType** field MUST be 0x00002003.
- The **dwcbVarLenData** field MUST be 8.

**grfRM (4 bytes):** The value of this field MUST be a 32-bit unsigned integer. This value SHOULD be ignored on receipt.

**fSinglePhase (4 bytes):** Indicates whether the sending transaction manager will allow the single-phase commit optimization. If the value is zero, the receiver of the message MUST NOT perform a single-phase commit for its superior transaction manager. If the value is nonzero, the receiver SHOULD perform a single-phase commit for its superior transaction manager.

#### 2.2.9.1.1.1.7 PARTNERTM\_PROPAGATE\_MTAG\_PREPAREREQDONE

This message indicates that the subordinate transaction manager has processed the Prepare request from the superior transaction manager.

0	1	2	3	4	5	6	7	8	9	10	11	12	13	14	15	16	17	18	19	20	21	22	23	24	25	26	27	28	29	30	31
MsgHeader																															
...																															
...																															
...																															
...																															
prepareReqDone																															
guidReason																															
...																															
...																															
...																															

**MsgHeader (24 bytes):** This field MUST contain a [MESSAGE\\_PACKET](#) structure.

- The **dwUserMsgType** field MUST be 0x00002006.
- The **dwcbVarLenData** field MUST be 20.

**prepareReqDone (4 bytes):** Indicates the status of the Prepare request as specified in the [PARTNERTM\\_PROPAGATE\\_PREPAREREQDONE\\_RESPONSE \(section 2.2.6.4\)](#) enumeration.

**guidReason (16 bytes):** Reserved. This value SHOULD be set to a NULL GUID and MUST be ignored on receipt.

#### 2.2.9.1.1.1.8 PARTNERTM\_PROPAGATE\_MTAG\_PROTOCOL\_ERROR

This message indicates that the sender detected a violation of the Two-Phase Commit protocol and is unable to perform the previous request it received over the connection.

0	1	2	3	4	5	6	7	8	9	10	11	12	13	14	15	16	17	18	19	20	21	22	23	24	25	26	27	28	29	30	31
MsgHeader																															
...																															

...
...
...
...

**MsgHeader (24 bytes):** This field MUST contain a [MESSAGE PACKET](#) structure.

- The **dwUserMsgType** field MUST be 0x00002009.
- The **dwcbVarLenData** field MUST be 0.

**2.2.9.1.1.1.9 PARTNERTM\_PROPAGATE\_MTAG\_COMMITREQ**

This message is sent by the superior transaction manager to request that the transaction be committed.

0	1	2	3	4	5	6	7	8	9	10	11	12	13	14	15	16	17	18	19	20	21	22	23	24	25	26	27	28	29	30	31
MsgHeader																															
...																															
...																															
...																															
...																															
...																															

**MsgHeader (24 bytes):** This field MUST contain a [MESSAGE PACKET](#) structure.

- The **dwUserMsgType** field MUST be 0x00002005.
- The **dwcbVarLenData** field MUST be 0.

**2.2.9.1.1.1.10 PARTNERTM\_PROPAGATE\_MTAG\_COMMITREQDONE**

This message indicates that the transaction was successfully committed by the subordinate transaction manager.

0	1	2	3	4	5	6	7	8	9	10	11	12	13	14	15	16	17	18	19	20	21	22	23	24	25	26	27	28	29	30	31
MsgHeader																															

...
...
...
...
...

**MsgHeader (24 bytes):** This field MUST contain a [MESSAGE\\_PACKET](#) structure.

- The **dwUserMsgType** field MUST be 0x00002008.
- The **dwcbVarLenData** field MUST be 0.

**2.2.9.1.1.1.11 PARTNERTM\_PROPAGATE\_MTAG\_ABORTREQ**

This message is sent by the superior transaction manager to request that the transaction be aborted.

0	1	2	3	4	5	6	7	8	9	10	11	12	13	14	15	16	17	18	19	20	21	22	23	24	25	26	27	28	29	30	31
MsgHeader																															
...																															
...																															
...																															
...																															
...																															

**MsgHeader (24 bytes):** This field MUST contain a [MESSAGE\\_PACKET](#) structure.

- The **dwUserMsgType** field MUST be 0x00002004.
- The **dwcbVarLenData** field MUST be 0.

**2.2.9.1.1.1.12 PARTNERTM\_PROPAGATE\_MTAG\_ABORTREQDONE**

This message is sent by the subordinate transaction manager to indicate that the transaction was successfully aborted.

0	1	2	3	4	5	6	7	8	9	10	11	12	13	14	15	16	17	18	19	20	21	22	23	24	25	26	27	28	29	30	31
MsgHeader																															
...																															
...																															
...																															
...																															
...																															

**MsgHeader (24 bytes):** This field MUST contain a [MESSAGE PACKET](#) structure.

- The **dwUserMsgType** field MUST be 0x00002007.
- The **dwcbVarLenData** field MUST be 0.

**2.2.9.1.1.1.13 PARTNERTM\_PROPAGATE\_MTAG\_ABORTNOTIFY**

This message is sent to abort a transaction before the [PARTNERTM\\_PROPAGATE\\_MTAG\\_PREPAREREQ \(section 2.2.9.1.1.1.6\)](#) message is received.

0	1	2	3	4	5	6	7	8	9	10	11	12	13	14	15	16	17	18	19	20	21	22	23	24	25	26	27	28	29	30	31
MsgHeader																															
...																															
...																															
...																															
...																															
...																															

**MsgHeader (24 bytes):** This field MUST contain a [MESSAGE PACKET](#) structure.

- The **dwUserMsgType** field MUST be 0x00002903.
- The **dwcbVarLenData** field MUST be 0.

#### 2.2.9.1.1.1.14 PARTNERTM\_PROPAGATE\_MTAG\_PHASE0REGISTER

This message is sent by the subordinate transaction manager to register for a Phase Zero notification.

0	1	2	3	4	5	6	7	8	9	10	1	2	3	4	5	6	7	8	9	20	1	2	3	4	5	6	7	8	9	30	1
MsgHeader																															
...																															
...																															
...																															
...																															
...																															

**MsgHeader (24 bytes):** This field MUST contain a [MESSAGE PACKET](#) structure.

- The **dwUserMsgType** field MUST be 0x00002906.
- The **dwcbVarLenData** field MUST be 0.

#### 2.2.9.1.1.1.15 PARTNERTM\_PROPAGATE\_MTAG\_PHASE0REGISTERED

This message is sent by the superior transaction manager to indicate that the subordinate transaction manager was successfully registered for Phase Zero notifications.

0	1	2	3	4	5	6	7	8	9	10	1	2	3	4	5	6	7	8	9	20	1	2	3	4	5	6	7	8	9	30	1
MsgHeader																															
...																															
...																															
...																															
...																															
...																															

**MsgHeader (24 bytes):** This field MUST contain a [MESSAGE PACKET](#) structure.

- The **dwUserMsgType** field MUST be 0x00002907.

- The **dwcbVarLenData** field MUST be 0.

#### 2.2.9.1.1.1.16 PARTNERTM\_PROPAGATE\_MTAG\_PHASE0REGISTRATIONREJECTED

This message is sent by the superior transaction manager to indicate that it was unable to register the subordinate transaction manager for Phase Zero notifications.

0	1	2	3	4	5	6	7	8	9	10	11	12	13	14	15	16	17	18	19	20	21	22	23	24	25	26	27	28	29	30	31
MsgHeader																															
...																															
...																															
...																															
...																															
...																															

**MsgHeader (24 bytes):** This field MUST contain a [MESSAGE\\_PACKET](#) structure.

- The **dwUserMsgType** field MUST be 0x00002910.
- The **dwcbVarLenData** field MUST be 0.

#### 2.2.9.1.1.1.17 PARTNERTM\_PROPAGATE\_MTAG\_PHASE0

This message is sent by the superior transaction manager to request that the subordinate transaction manager begin Phase Zero.

0	1	2	3	4	5	6	7	8	9	10	11	12	13	14	15	16	17	18	19	20	21	22	23	24	25	26	27	28	29	30	31
MsgHeader																															
...																															
...																															
...																															
...																															
...																															

**MsgHeader (24 bytes):** This field MUST contain a [MESSAGE\\_PACKET](#) structure.

- The **dwUserMsgType** field MUST be 0x00002908.
- The **dwcbVarLenData** field MUST be 0.

#### 2.2.9.1.1.1.18 PARTNERTM\_PROPAGATE\_MTAG\_PHASE0COMPLETE

This message indicates that the subordinate transaction manager successfully completed Phase Zero.

0	1	2	3	4	5	6	7	8	9	10	11	12	13	14	15	16	17	18	19	20	21	22	23	24	25	26	27	28	29	30	31
MsgHeader																															
...																															
...																															
...																															
...																															
...																															

**MsgHeader (24 bytes):** This field MUST contain a [MESSAGE\\_PACKET](#) structure.

- The **dwUserMsgType** field MUST be 0x00002909.
- The **dwcbVarLenData** field MUST be 0.

#### 2.2.9.1.2 Pull Propagation

##### 2.2.9.1.2.1 CONNTYPE\_PARTNERTM\_BRANCH

A subordinate transaction manager uses this connection type to register a new subordinate enlistment with a superior transaction manager. The two transaction managers also use this connection type to execute the Two-Phase Commit protocol. This connection type is initiated as a result of a [TXUSER ASSOCIATE MTAG ASSOCIATE](#) message that is sent by an application to the subordinate transaction manager to request a pull propagation operation.

For more information about CONNTYPE\_PARTNERTM\_BRANCH as an initiator, see section [3.8.5.1.2.1](#), and as an acceptor, see section [3.7.5.1.2.1](#).

This connection type also uses [PARTNERTM\\_PROPAGATE\\_MTAG\\_PREPAREREQ](#), [PARTNERTM\\_PROPAGATE\\_MTAG\\_PREPAREREQDONE](#), [PARTNERTM\\_PROPAGATE\\_MTAG\\_COMMITREQ](#), [PARTNERTM\\_PROPAGATE\\_MTAG\\_COMMITREQDONE](#), [PARTNERTM\\_PROPAGATE\\_MTAG\\_ABORTREQ](#), [PARTNERTM\\_PROPAGATE\\_MTAG\\_ABORTREQDONE](#), [PARTNERTM\\_PROPAGATE\\_MTAG\\_ABORTNOTIFY](#), [PARTNERTM\\_PROPAGATE\\_MTAG\\_PHASE0REGISTER](#), [PARTNERTM\\_PROPAGATE\\_MTAG\\_PHASE0REGISTERED](#), [PARTNERTM\\_PROPAGATE\\_MTAG\\_PHASE0REGISTRATIONREJECTED](#), [PARTNERTM\\_PROPAGATE\\_MTAG\\_PHASE0](#), and [PARTNERTM\\_PROPAGATE\\_MTAG\\_PHASE0COMPLETE](#) messages.

### 2.2.9.1.2.1.1 PARTNERTM\_BRANCH\_MTAG\_BRANCH\_LOG\_FULL

This message indicates that the branch request failed because the transaction recovery log of the superior transaction manager is full.

0	1	2	3	4	5	6	7	8	9	10	1	2	3	4	5	6	7	8	9	20	1	2	3	4	5	6	7	8	9	30	1
MsgHeader																															
...																															
...																															
...																															
...																															
...																															

**MsgHeader (24 bytes):** This field MUST contain a [MESSAGE\\_PACKET](#) structure.

- The **dwUserMsgType** field MUST be 0x00002056.
- The **dwcbVarLenData** field MUST be 0.

### 2.2.9.1.2.1.2 PARTNERTM\_BRANCH\_MTAG\_BRANCH\_NO\_MEM

This message indicates that the branch request failed because the superior transaction manager was unable to allocate sufficient memory.

0	1	2	3	4	5	6	7	8	9	10	1	2	3	4	5	6	7	8	9	20	1	2	3	4	5	6	7	8	9	30	1
MsgHeader																															
...																															
...																															
...																															
...																															
...																															

**MsgHeader (24 bytes):** This field MUST contain a [MESSAGE\\_PACKET](#) structure.

- The **dwUserMsgType** field MUST be 0x00002057.

- The **dwcbVarLenData** field MUST be 0.

#### 2.2.9.1.2.1.3 PARTNERTM\_BRANCH\_MTAG\_BRANCH\_TOO\_LATE

This message indicates that the branch request failed because it was too late in the transaction life cycle. For more information, see [Create Subordinate Enlistment \(section 3.2.7.11\)](#) and [Create Subordinate Enlistment Failure \(section 3.7.7.7\)](#).

0	1	2	3	4	5	6	7	8	9	10	11	12	13	14	15	16	17	18	19	20	21	22	23	24	25	26	27	28	29	30	31
MsgHeader																															
...																															
...																															
...																															
...																															
...																															

**MsgHeader (24 bytes):** This field MUST contain a [MESSAGE\\_PACKET](#) structure.

- The **dwUserMsgType** field MUST be 0x00002055.
- The **dwcbVarLenData** field MUST be 0.

#### 2.2.9.1.2.1.4 PARTNERTM\_BRANCH\_MTAG\_BRANCH\_TOO\_MANY

This message indicates that the branch request failed because the superior transaction manager has reached the maximum number of subordinates allowed on a transaction.

0	1	2	3	4	5	6	7	8	9	10	11	12	13	14	15	16	17	18	19	20	21	22	23	24	25	26	27	28	29	30	31
MsgHeader																															
...																															
...																															
...																															
...																															
...																															

**MsgHeader (24 bytes):** This field MUST contain a [MESSAGE\\_PACKET](#) structure.

- The **dwUserMsgType** field MUST be 0x00002059.
- The **dwcbVarLenData** field MUST be 0.

#### 2.2.9.1.2.1.5 PARTNERTM\_BRANCH\_MTAG\_BRANCH\_TX\_NOT\_FOUND

This message indicates that the branch request failed because the superior transaction manager was unaware of the transaction.

0	1	2	3	4	5	6	7	8	9	10	11	12	13	14	15	16	17	18	19	20	21	22	23	24	25	26	27	28	29	30	31
MsgHeader																															
...																															
...																															
...																															
...																															
...																															

**MsgHeader (24 bytes):** This field MUST contain a [MESSAGE\\_PACKET](#) structure.

- The **dwUserMsgType** field MUST be 0x00002054.
- The **dwcbVarLenData** field MUST be 0.

#### 2.2.9.1.2.1.6 PARTNERTM\_BRANCH\_MTAG\_BRANCHED

This message is sent by the superior transaction manager to indicate that the branch request was successful.

0	1	2	3	4	5	6	7	8	9	10	11	12	13	14	15	16	17	18	19	20	21	22	23	24	25	26	27	28	29	30	31
MsgHeader																															
...																															
...																															
...																															
...																															
...																															

**MsgHeader (24 bytes):** This field MUST contain a [MESSAGE\\_PACKET](#) structure.

- The **dwUserMsgType** field MUST be 0x00002052.
- The **dwcbVarLenData** field MUST be 0.

#### 2.2.9.1.2.1.7 PARTNERTM\_BRANCH\_MTAG\_BRANCHING

This message is sent by a subordinate transaction manager to register a new subordinate enlistment with a superior transaction manager.

0	1	2	3	4	5	6	7	8	9	10	11	12	13	14	15	16	17	18	19	20	21	22	23	24	25	26	27	28	29	30	31
MsgHeader																															
...																															
...																															
...																															
...																															
guidTX																															
...																															
...																															
...																															

**MsgHeader (24 bytes):** This field MUST contain a [MESSAGE\\_PACKET](#) structure.

- The **dwUserMsgType** field MUST be 0x00002051.
- The **dwcbVarLenData** field MUST be 16.

**guidTX (16 bytes):** This field MUST contain a GUID that specifies the transaction identifier.

### 2.2.9.2 Transaction Recovery

#### 2.2.9.2.1 Subordinate-Driven

##### 2.2.9.2.1.1 CONNTYPE\_PARTNERTM\_CHECKABORT

This connection type is used by a subordinate transaction manager to query the outcome of a transaction from its superior transaction manager.

For more information about CONNTYPE\_PARTNERTM\_CHECKABORT as an initiator, see section [3.8.5.2.1.1](#), and as an acceptor, see section [3.7.5.2.1.1](#).

**2.2.9.2.1.1.1 PARTNERTM\_CHECKABORT\_MTAG\_CHECK**

This message is used by a subordinate transaction manager to check if the superior transaction manager aborted a specific transaction.

0	1	2	3	4	5	6	7	8	9	10	11	12	13	14	15	16	17	18	19	20	21	22	23	24	25	26	27	28	29	30	31
MsgHeader																															
...																															
...																															
...																															
...																															
guidTX																															
...																															
...																															
...																															

- MsgHeader (24 bytes):** This field MUST contain a [MESSAGE\\_PACKET](#) structure.
- The **dwUserMsgType** field MUST be 0x00002021.
  - The **dwcbVarLenData** field MUST be 16.
- guidTX (16 bytes):** This field MUST contain a GUID that specifies the transaction identifier.

**2.2.9.2.1.1.2 PARTNERTM\_CHECKABORT\_MTAG\_ABORTED**

This message indicates that the transaction was successfully aborted.

0	1	2	3	4	5	6	7	8	9	10	11	12	13	14	15	16	17	18	19	20	21	22	23	24	25	26	27	28	29	30	31
MsgHeader																															
...																															

...
...
...
...

**MsgHeader (24 bytes):** This field MUST contain a [MESSAGE\\_PACKET](#) structure.

- The **dwUserMsgType** field MUST be 0x00002022.
- The **dwcbVarLenData** field MUST be 0.

**2.2.9.2.1.1.3 PARTNERTM\_CHECKABORT\_MTAG\_RETRY**

This message indicates the superior transaction manager is unable to declare that the transaction aborted, either because the superior transaction manager has not yet determined the final outcome of the transaction, or because the transaction has already committed.

0	1	2	3	4	5	6	7	8	9	10	11	12	13	14	15	16	17	18	19	20	21	22	23	24	25	26	27	28	29	30	31
MsgHeader																															
...																															
...																															
...																															
...																															
...																															

**MsgHeader (24 bytes):** This field MUST contain a [MESSAGE\\_PACKET](#) structure.

- The **dwUserMsgType** field MUST be 0x00002023.
- The **dwcbVarLenData** field MUST be 0.

**2.2.9.2.2 Superior-Driven**

**2.2.9.2.2.1 CONNTYPE\_PARTNERTM\_REDELIVERCOMMIT**

This connection type is used by a superior transaction manager to redeliver a Commit notification for a transaction to its subordinate transaction manager.

For more information about CONNTYPE\_PARTNERTM\_REDELIVERCOMMIT as an initiator, see section [3.7.5.2.2.1](#), and as an acceptor, see section [3.8.5.2.2.1](#).

### 2.2.9.2.2.1.1 PARTNERTM\_REDELIVERCOMMIT\_MTAG\_COMMITREQ

The superior transaction manager sends this message to begin [Phase Two](#) commit processing.

0	1	2	3	4	5	6	7	8	9	10	11	12	13	14	15	16	17	18	19	20	21	22	23	24	25	26	27	28	29	30	31
MsgHeader																															
...																															
...																															
...																															
...																															
...																															
guidTx																															
...																															
...																															
...																															

**MsgHeader (24 bytes):** This field MUST contain a [MESSAGE\\_PACKET](#) structure.

- The **dwUserMsgType** field MUST be 0x00002011.
- The **dwcbVarLenData** field MUST be 16.

**guidTx (16 bytes):** This field MUST contain a GUID that specifies the transaction identifier.

### 2.2.9.2.2.1.2 PARTNERTM\_REDELIVERCOMMIT\_MTAG\_COMMITREQDONE

This message indicates that the subordinate transaction manager has successfully committed the transaction.

0	1	2	3	4	5	6	7	8	9	10	11	12	13	14	15	16	17	18	19	20	21	22	23	24	25	26	27	28	29	30	31
MsgHeader																															
...																															
...																															

...
...
...

**MsgHeader (24 bytes):** This field MUST contain a [MESSAGE\\_PACKET](#) structure.

- The **dwUserMsgType** field MUST be 0x00002012.
- The **dwcbVarLenData** field MUST be 0.

**2.2.9.2.2.1.3 PARTNERTM\_REDELIVERCOMMIT\_MTAG\_RETRY**

This message is sent by the subordinate transaction manager to indicate that it is in a state in which it is temporarily unable to process the commit request.

0	1	2	3	4	5	6	7	8	9	10	11	12	13	14	15	16	17	18	19	20	21	22	23	24	25	26	27	28	29	30	31
MsgHeader																															
...																															
...																															
...																															
...																															
...																															

**MsgHeader (24 bytes):** This field MUST contain a [MESSAGE\\_PACKET](#) structure.

- The **dwUserMsgType** field MUST be 0x00002013.
- The **dwcbVarLenData** field MUST be 0.

**2.2.10 Connection Types Relevant to Resource Managers**

**2.2.10.1 Resource Manager Registration**

**2.2.10.1.1 CONNTYPE\_TXUSER\_RESOURCEMANAGER**

The CONNTYPE\_TXUSER\_RESOURCEMANAGER connection type is used by a durable resource manager to register with its transaction manager.

For more details about CONNTYPE\_TXUSER\_RESOURCEMANAGER as an initiator, see section [3.5.5.1.1](#), and as an acceptor, see section [3.6.5.1.1](#).

### 2.2.10.1.1.1 TXUSER\_RESOURCEMANAGER\_MTAG\_CREATE

The TXUSER\_RESOURCEMANAGER\_MTAG\_CREATE message is used by resource managers to register with a transaction manager.

0	1	2	3	4	5	6	7	8	9	10	1	2	3	4	5	6	7	8	9	20	1	2	3	4	5	6	7	8	9	30	1
MsgHeader																															
...																															
...																															
...																															
...																															
...																															
guidRM																															
...																															
...																															
...																															
guidSession																															
...																															
...																															
...																															

**MsgHeader (24 bytes):** This field MUST contain a [MESSAGE PACKET](#) structure.

- The **dwUserMsgType** field MUST be 0x00001051.
- The **dwcbVarLenData** field MUST be 32.

**guidRM (16 bytes):** This field MUST contain a GUID that specifies the **resource manager identifier**.

**guidSession (16 bytes):** This field MUST contain a GUID that specifies the session identifier of the resource manager.

### 2.2.10.1.1.2 TXUSER\_RESOURCEMANAGER\_MTAG\_DUPLICATE

The TXUSER\_RESOURCEMANAGER\_MTAG\_DUPLICATE message is sent from the transaction manager when there is already a resource manager that is registered with the same **guidRM** value.

0	1	2	3	4	5	6	7	8	9	10	1	2	3	4	5	6	7	8	9	20	1	2	3	4	5	6	7	8	9	30	1
MsgHeader																															
...																															
...																															
...																															
...																															
...																															

**MsgHeader (24 bytes):** This field MUST contain a [MESSAGE\\_PACKET](#) structure.

- The **dwUserMsgType** field MUST be 0x00001054.
- The **dwcbVarLenData** field MUST be 0.

### 2.2.10.1.1.3 TXUSER\_RESOURCEMANAGER\_MTAG\_REENLISTMENTCOMPLETE

The TXUSER\_RESOURCEMANAGER\_MTAG\_REENLISTMENTCOMPLETE message is used by resource managers to inform the transaction manager that it has no outstanding in-doubt transactions for which the resource manager required an outcome.

This message is used in the following scenarios:

- [Recover Transactions \(section 3.5.7.2\)](#)
- [Recover Transaction \(section 3.5.7.1\)](#)
- [Reenlistment Complete \(section 3.5.7.3\)](#)
- [Enlistment Commit Request Completed \(section 3.5.4.5\)](#)
- [Enlistment Abort Request Completed \(section 3.5.4.4\)](#)

0	1	2	3	4	5	6	7	8	9	10	1	2	3	4	5	6	7	8	9	20	1	2	3	4	5	6	7	8	9	30	1
MsgHeader																															
...																															
...																															

...
...
...

**MsgHeader (24 bytes):** This field MUST contain a [MESSAGE\\_PACKET](#) structure.

- The **dwUserMsgType** field MUST be 0x00001052.
- The **dwcbVarLenData** field MUST be 0.

**2.2.10.1.1.4 TXUSER\_RESOURCEMANAGER\_MTAG\_REQUEST\_COMPLETE**

The TXUSER\_RESOURCEMANAGER\_MTAG\_REQUEST\_COMPLETE message is used by transaction managers to indicate that the previous request that was sent by the resource manager on the connection was successfully completed.

0	1	2	3	4	5	6	7	8	9	10	11	12	13	14	15	16	17	18	19	20	21	22	23	24	25	26	27	28	29	30	31
MsgHeader																															
...																															
...																															
...																															
...																															
...																															

**MsgHeader (24 bytes):** This field MUST contain a [MESSAGE\\_PACKET](#) structure.

- The **dwUserMsgType** field MUST be 0x00001053.
- The **dwcbVarLenData** field MUST be 0.

**2.2.10.1.2 CONNTYPE\_TXUSER\_RESOURCEMANAGERINTERNAL**

This connection type is used by a durable resource manager to register with a transaction manager as well as to detect duplicate registrations. This connection type supersedes [CONNTYPE\\_TXUSER\\_RESOURCEMANAGER](#).

This connection type also uses the following messages:

- [TXUSER\\_RESOURCEMANAGER\\_MTAG\\_CREATE \(section 2.2.10.1.1.1\)](#)
- [TXUSER\\_RESOURCEMANAGER\\_MTAG\\_DUPLICATE \(section 2.2.10.1.1.2\)](#)

- [TXUSER\\_RESOURCEMANAGER\\_MTAG\\_REENLISTMENTCOMPLETE](#) (section 2.2.10.1.1.3)
- [TXUSER\\_RESOURCEMANAGER\\_MTAG\\_REQUEST\\_COMPLETE](#) (section 2.2.10.1.1.4)

For more information about CONNTYPE\_TXUSER\_RESOURCEMANAGERINTERNAL as an initiator, see section [3.5.5.1.2](#), and as an acceptor, see section [3.6.5.1.2](#).

**2.2.10.1.2.1**  
**TXUSER\_RESOURCEMANAGERINTERNAL\_MTAG\_DUPLICATEDETECTED**

This message notifies a resource manager that an attempt was made to register another resource manager instance with the unique identifier of this resource manager. See the **guidRM** field in [TXUSER\\_RESOURCEMANAGER\\_MTAG\\_CREATE](#) for more information.

0	1	2	3	4	5	6	7	8	9	10	11	12	13	14	15	16	17	18	19	20	21	22	23	24	25	26	27	28	29	30	31
MsgHeader																															
...																															
...																															
...																															
...																															
...																															

**MsgHeader (24 bytes):** This field MUST contain a [MESSAGE\\_PACKET](#) structure.

- The **dwUserMsgType** field MUST be 0x00001055.
- The **dwcbVarLenData** field MUST be 0.

**2.2.10.2 Transaction Coordination**

**2.2.10.2.1 CONNTYPE\_TXUSER\_PHASE0**

This CONNTYPE\_TXUSER\_PHASE0 connection type is used by a resource manager to enlist for Phase Zero notifications from its transaction manager.

The CONNTYPE\_TXUSER\_PHASE0 connection type is used as either an initiator or as an acceptor:

- For more details about CONNTYPE\_TXUSER\_PHASE0 as an initiator, see section [3.5.5.2.1](#).
- For more details about CONNTYPE\_TXUSER\_PHASE0 as an acceptor, see section [3.6.5.2.1](#).

**2.2.10.2.1.1 TXUSER\_PHASE0\_MTAG\_CREATE**

The TXUSER\_PHASE0\_MTAG\_CREATE message is sent by a resource manager to a transaction manager to create a new Phase Zero enlistment on a transaction.



...
...

**MsgHeader (24 bytes):** This field MUST contain a [MESSAGE\\_PACKET](#) structure.

- The **dwUserMsgType** field MUST be 0x00004907.
- The **dwcbVarLenData** field MUST be 0.

#### 2.2.10.2.1.3 TXUSER\_PHASE0\_MTAG\_CREATE\_TX\_NOT\_FOUND

The TXUSER\_PHASE0\_MTAG\_CREATE\_TX\_NOT\_FOUND message is sent by the transaction manager if the creation of the Phase Zero enlistment failed because the specified transaction could not be found.

0	1	2	3	4	5	6	7	8	9	10	11	12	13	14	15	16	17	18	19	20	21	22	23	24	25	26	27	28	29	30	31
MsgHeader																															
...																															
...																															
...																															
...																															
...																															

**MsgHeader (24 bytes):** This field MUST contain a [MESSAGE\\_PACKET](#) structure.

- The **dwUserMsgType** field MUST be 0x00004906.
- The **dwcbVarLenData** field MUST be 0.

#### 2.2.10.2.1.4 TXUSER\_PHASE0\_MTAG\_CREATED

The TXUSER\_PHASE0\_MTAG\_CREATED message is sent by the transaction manager if the creation of the Phase Zero enlistment was successful.

0	1	2	3	4	5	6	7	8	9	10	11	12	13	14	15	16	17	18	19	20	21	22	23	24	25	26	27	28	29	30	31
MsgHeader																															
...																															

...
...
...
...

**MsgHeader (24 bytes):** This field MUST contain a [MESSAGE\\_PACKET](#) structure.

- The **dwUserMsgType** field MUST be 0x00004902.
- The **dwcbVarLenData** field MUST be 0.

**2.2.10.2.1.5 TXUSER\_PHASE0\_MTAG\_PHASE0REQ**

The TXUSER\_PHASE0\_MTAG\_PHASE0REQ message indicates a Phase Zero request from the transaction manager to the Phase Zero enlistment.

0	1	2	3	4	5	6	7	8	9	10	1	2	3	4	5	6	7	8	9	20	1	2	3	4	5	6	7	8	9	30	1
MsgHeader																															
...																															
...																															
...																															
...																															
...																															

**MsgHeader (24 bytes):** This field MUST contain a [MESSAGE\\_PACKET](#) structure.

- The **dwUserMsgType** field MUST be 0x00004903.
- The **dwcbVarLenData** field MUST be 0.

**2.2.10.2.1.6 TXUSER\_PHASE0\_MTAG\_PHASE0REQ\_ABORT**

The TXUSER\_PHASE0\_MTAG\_PHASE0REQ\_ABORT message is sent by the transaction manager to notify the Phase Zero enlistment that the transaction aborted.

0	1	2	3	4	5	6	7	8	9	10	1	2	3	4	5	6	7	8	9	20	1	2	3	4	5	6	7	8	9	30	1
MsgHeader																															

...
...
...
...
...

**MsgHeader (24 bytes):** This field MUST contain a [MESSAGE\\_PACKET](#) structure.

- The **dwUserMsgType** field MUST be 0x00004909.
- The **dwcbVarLenData** field MUST be 0.

**2.2.10.2.1.7 TXUSER\_PHASE0\_MTAG\_PHASE0REQDONE**

The TXUSER\_PHASE0\_MTAG\_PHASE0REQDONE message is sent by the resource manager to notify the transaction manager that the Phase Zero enlistment has completed the Phase Zero processing request.

0	1	2	3	4	5	6	7	8	9	10	11	12	13	14	15	16	17	18	19	20	21	22	23	24	25	26	27	28	29	30	31
MsgHeader																															
...																															
...																															
...																															
...																															
...																															

**MsgHeader (24 bytes):** This field MUST contain a [MESSAGE\\_PACKET](#) structure.

- The **dwUserMsgType** field MUST be 0x00004904.
- The **dwcbVarLenData** field MUST be 0.

**2.2.10.2.1.8 TXUSER\_PHASE0\_MTAG\_UNENLIST**

The TXUSER\_PHASE0\_MTAG\_UNENLIST message is sent by the resource manager to notify the transaction manager that the Phase Zero enlistment is to be removed and is no longer part of the transaction.

0	1	2	3	4	5	6	7	8	9	10	11	12	13	14	15	16	17	18	19	20	21	22	23	24	25	26	27	28	29	30	31
MsgHeader																															
...																															
...																															
...																															
...																															
...																															

**MsgHeader (24 bytes):** This field MUST contain a [MESSAGE PACKET](#) structure.

- The **dwUserMsgType** field MUST be 0x00004905.
- The **dwcbVarLenData** field MUST be 0.

### 2.2.10.2.2 CONNTYPE\_TXUSER\_ENLISTMENT

The CONNTYPE\_TXUSER\_ENLISTMENT connection type is used by a durable resource manager to establish an enlistment with its transaction manager.

For more details about CONNTYPE\_TXUSER\_ENLISTMENT as an initiator, see section [3.5.5.2.2](#), and as an acceptor, see section [3.6.5.2.2](#).

#### 2.2.10.2.2.1 TXUSER\_ENLISTMENT\_MTAG\_ABORTREQ

The TXUSER\_ENLISTMENT\_MTAG\_ABORTREQ message is sent by the transaction manager (TM) to the resource manager (RM) to inform the RM that the transaction has aborted.

0	1	2	3	4	5	6	7	8	9	10	11	12	13	14	15	16	17	18	19	20	21	22	23	24	25	26	27	28	29	30	31
MsgHeader																															
...																															
...																															
...																															
...																															
...																															

**MsgHeader (24 bytes):** This field MUST contain a [MESSAGE PACKET](#) structure.

- The **dwUserMsgType** field MUST be 0x00001034.
- The **dwcbVarLenData** field MUST be 0.

#### 2.2.10.2.2.2 TXUSER\_ENLISTMENT\_MTAG\_ABORTREQDONE

The TXUSER\_ENLISTMENT\_MTAG\_ABORTREQDONE message acknowledges that the resource manager processed the abort and the transaction manager is no longer obligated to retain the outcome of the transaction.

0	1	2	3	4	5	6	7	8	9	10	11	12	13	14	15	16	17	18	19	20	21	22	23	24	25	26	27	28	29	30	31
MsgHeader																															
...																															
...																															
...																															
...																															
...																															

**MsgHeader (24 bytes):** This field MUST contain a [MESSAGE\\_PACKET](#) structure.

- The **dwUserMsgType** field MUST be 0x00001037.
- The **dwcbVarLenData** field MUST be 0.

#### 2.2.10.2.2.3 TXUSER\_ENLISTMENT\_MTAG\_COMMITREQ

The TXUSER\_ENLISTMENT\_MTAG\_COMMITREQ message is sent by the transaction manager to notify the resource manager that the transaction has committed and that the resource manager MUST carry out the operations that are necessary to commit the work that is performed under the transaction.

0	1	2	3	4	5	6	7	8	9	10	11	12	13	14	15	16	17	18	19	20	21	22	23	24	25	26	27	28	29	30	31
MsgHeader																															
...																															
...																															
...																															
...																															

...
-----

**MsgHeader (24 bytes):** This field MUST contain a [MESSAGE\\_PACKET](#) structure.

- The **dwUserMsgType** field MUST be 0x00001035.
- The **dwcbVarLenData** field MUST be 0.

#### 2.2.10.2.2.4 TXUSER\_ENLISTMENT\_MTAG\_COMMITREQDONE

The TXUSER\_ENLISTMENT\_MTAG\_COMMITREQDONE message is sent by the resource manager to indicate that it has carried out the necessary operations to commit the transaction, and that the transaction manager is no longer obligated to retain the outcome of the transaction for the resource manager.

0	1	2	3	4	5	6	7	8	9	10	1	2	3	4	5	6	7	8	9	20	1	2	3	4	5	6	7	8	9	30	1
MsgHeader																															
...																															
...																															
...																															
...																															
...																															

**MsgHeader (24 bytes):** This field MUST contain a [MESSAGE\\_PACKET](#) structure.

- The **dwUserMsgType** field MUST be 0x00001038.
- The **dwcbVarLenData** field MUST be 0.

#### 2.2.10.2.2.5 TXUSER\_ENLISTMENT\_MTAG\_ENLIST

The TXUSER\_ENLISTMENT\_MTAG\_ENLIST message is sent by the resource manager to request the creation of a new enlistment on a transaction.

0	1	2	3	4	5	6	7	8	9	10	1	2	3	4	5	6	7	8	9	20	1	2	3	4	5	6	7	8	9	30	1
MsgHeader																															
...																															
...																															

...
...
...
guidTX
...
...
...
guidRM
...
...
...
guidSession
...
...
...

**MsgHeader (24 bytes):** This field MUST contain a [MESSAGE PACKET](#) structure.

- The **dwUserMsgType** field MUST be 0x00001031.
- The **dwcbVarLenData** field MUST be 48.

**guidTX (16 bytes):** This field MUST contain a GUID that specifies the transaction identifier.

**guidRM (16 bytes):** This field MUST contain a GUID that specifies the resource manager identifier.

**guidSession (16 bytes):** This field MUST contain a GUID that specifies the session identifier of the resource manager.

#### 2.2.10.2.2.6 TXUSER\_ENLISTMENT\_MTAG\_ENLIST\_LOG\_FULL

The TXUSER\_ENLISTMENT\_MTAG\_ENLIST\_LOG\_FULL message is sent by the transaction manager to indicate that the creation of the new enlistment failed because insufficient space exists in the recovery log of the transaction manager to be able to account for the new enlistment.

0	1	2	3	4	5	6	7	8	9	10	1	2	3	4	5	6	7	8	9	20	1	2	3	4	5	6	7	8	9	30	1
MsgHeader																															
...																															
...																															
...																															
...																															
...																															

**MsgHeader (24 bytes):** This field MUST contain a [MESSAGE\\_PACKET](#) structure.

- The **dwUserMsgType** field MUST be 0x00001903.
- The **dwcbVarLenData** field MUST be 0.

**2.2.10.2.2.7 TXUSER\_ENLISTMENT\_MTAG\_ENLIST\_TOO\_LATE**

The TXUSER\_ENLISTMENT\_MTAG\_ENLIST\_TOO\_LATE message is sent by the transaction manager to indicate that the creation of that enlistment failed because it is too late in the lifetime of the specified transaction. See [Create Subordinate Enlistment Failure](#) and [Create Subordinate Enlistment](#) for more information.

0	1	2	3	4	5	6	7	8	9	10	1	2	3	4	5	6	7	8	9	20	1	2	3	4	5	6	7	8	9	30	1
MsgHeader																															
...																															
...																															
...																															
...																															
...																															

**MsgHeader (24 bytes):** This field MUST contain a [MESSAGE\\_PACKET](#) structure.

- The **dwUserMsgType** field MUST be 0x00001902.
- The **dwcbVarLenData** field MUST be 0.

#### 2.2.10.2.2.8 TXUSER\_ENLISTMENT\_MTAG\_ENLIST\_TOO\_MANY

The TXUSER\_ENLISTMENT\_MTAG\_ENLIST\_TOO\_MANY message is sent by the transaction manager to indicate that the creation of the new enlistment failed because the implementation-specific maximum number of enlistments for the transaction has been reached. [<21>](#)

0	1	2	3	4	5	6	7	8	9	10	1	2	3	4	5	6	7	8	9	20	1	2	3	4	5	6	7	8	9	30	1
MsgHeader																															
...																															
...																															
...																															
...																															
...																															

**MsgHeader (24 bytes):** This field MUST contain a [MESSAGE\\_PACKET](#) structure.

- The **dwUserMsgType** field MUST be 0x00001905.
- The **dwcbVarLenData** field MUST be 0.

#### 2.2.10.2.2.9 TXUSER\_ENLISTMENT\_MTAG\_ENLIST\_TX\_NOT\_FOUND

The TXUSER\_ENLISTMENT\_MTAG\_ENLIST\_TX\_NOT\_FOUND message is sent by the transaction manager to indicate that the creation of the new enlistment failed because the specified transaction does not exist.

0	1	2	3	4	5	6	7	8	9	10	1	2	3	4	5	6	7	8	9	20	1	2	3	4	5	6	7	8	9	30	1
MsgHeader																															
...																															
...																															
...																															
...																															
...																															

**MsgHeader (24 bytes):** This field MUST contain a [MESSAGE\\_PACKET](#) structure.

- The **dwUserMsgType** field MUST be 0x00001901.
- The **dwcbVarLenData** field MUST be 0.

#### 2.2.10.2.2.10 TXUSER\_ENLISTMENT\_MTAG\_ENLISTED

The TXUSER\_ENLISTMENT\_MTAG\_ENLISTED message is sent by the transaction manager to indicate that the creation of the new enlistment was successful.

0	1	2	3	4	5	6	7	8	9	10	11	12	13	14	15	16	17	18	19	20	21	22	23	24	25	26	27	28	29	30	31
MsgHeader																															
...																															
...																															
...																															
...																															
...																															

**MsgHeader (24 bytes):** This field MUST contain a [MESSAGE\\_PACKET](#) structure.

- The **dwUserMsgType** field MUST be 0x00001032.
- The **dwcbVarLenData** field MUST be 0.

#### 2.2.10.2.2.11 TXUSER\_ENLISTMENT\_MTAG\_PREPAREREQ

The TXUSER\_ENLISTMENT\_MTAG\_PREPAREREQ message is used to request that the resource manager perform the actions that are needed to prepare the transaction to be committed.

0	1	2	3	4	5	6	7	8	9	10	11	12	13	14	15	16	17	18	19	20	21	22	23	24	25	26	27	28	29	30	31
MsgHeader																															
...																															
...																															
...																															
...																															
...																															

grfRM
fSinglePhase

**MsgHeader (24 bytes):** This field MUST contain a [MESSAGE\\_PACKET](#) structure.

- The **dwUserMsgType** field MUST be 0x00001033.
- The **dwcbVarLenData** field MUST be 8.

**grfRM (4 bytes):** The value of this field MUST be a 32-bit unsigned integer. This value SHOULD be ignored on receipt.

**fSinglePhase (4 bytes):** Indicates whether the sending transaction manager is willing to allow the single-phase commit optimization. If the value is zero, the resource manager receiving this message MUST NOT perform a single-phase commit. If the value is nonzero, the resource manager receiving this message SHOULD perform a single-phase commit.

#### 2.2.10.2.2.12 TXUSER\_ENLISTMENT\_MTAG\_PREPAREREQDONE

The TXUSER\_ENLISTMENT\_MTAG\_PREPAREREQDONE message is sent by the resource manager to indicate either success or failure of the prepare operation, depending on the value of the **prepareReqDone** field.

0	1	2	3	4	5	6	7	8	9	10	11	12	13	14	15	16	17	18	19	20	21	22	23	24	25	26	27	28	29	30	31
MsgHeader																															
...																															
...																															
...																															
...																															
prepareReqDone																															
guidReason																															
...																															
...																															
...																															

**MsgHeader (24 bytes):** This field MUST contain a [MESSAGE\\_PACKET](#) structure.

- The **dwUserMsgType** field MUST be 0x00001036.
- The **dwcbVarLenData** field MUST be 20.

**prepareReqDone (4 bytes):** A value indicating the result of the prepare operations that are performed by the resource manager. The value MUST be one that is as specified by the [TXUSER\\_ENLISTMENT\\_PREPAREREQDONE\\_RESPONSE](#) enumeration.

**guidReason (16 bytes):** This field MUST contain a GUID that contains an implementation-specific value that MUST be ignored on receipt.

## 2.2.10.3 Transaction Recovery

### 2.2.10.3.1 CONNTYPE\_TXUSER\_REENLIST

This connection type is used by a durable resource manager to determine the outcome of an [In Doubt](#) transaction.

For more information about CONNTYPE\_TXUSER\_REENLIST as an initiator, see section [3.5.5.3.1](#), and as an acceptor, see section [3.6.5.3.1](#).

#### 2.2.10.3.1.1 TXUSER\_REENLIST\_MTAG\_REENLIST

The TXUSER\_REENLIST\_MTAG\_REENLIST message indicates that the resource manager wants to obtain the outcome of an [In Doubt](#) transaction from the transaction manager.

0	1	2	3	4	5	6	7	8	9	10	11	12	13	14	15	16	17	18	19	20	21	22	23	24	25	26	27	28	29	30	31
MsgHeader																															
...																															
...																															
...																															
...																															
...																															
guidTx																															
...																															
...																															
...																															

ulTimeout
guidRm
...
...
...

**MsgHeader (24 bytes):** This field MUST contain a [MESSAGE PACKET](#) structure.

- The **dwUserMsgType** field MUST be 0x00001061.
- The **dwcbVarLenData** field MUST be 36.

**guidTx (16 bytes):** This field MUST contain a GUID that specifies the transaction identifier.

**ulTimeout (4 bytes):** This field MUST specify the time, in milliseconds, that the resource manager will wait for a decision. A value of zero MUST represent an infinite timeout. The recipient SHOULD NOT send a [TXUSER\\_REENLIST\\_MTAG\\_REENLIST\\_TIMEOUT](#) message until the time span that is specified by this value has elapsed.

**guidRm (16 bytes):** This field MUST be a GUID that specifies the resource manager identifier.

#### 2.2.10.3.1.2 TXUSER\_REENLIST\_MTAG\_REENLIST\_ABORTED

The TXUSER\_REENLIST\_MTAG\_REENLIST\_ABORTED message indicates that the transaction that is supplied by the [TXUSER\\_REENLIST\\_MTAG\\_REENLIST](#) has aborted.

0	1	2	3	4	5	6	7	8	9	10	11	12	13	14	15	16	17	18	19	20	21	22	23	24	25	26	27	28	29	30	31
MsgHeader																															
...																															
...																															
...																															
...																															
...																															

**MsgHeader (24 bytes):** This field MUST contain a [MESSAGE PACKET](#) structure.

- The **dwUserMsgType** field MUST be 0x00001062.
- The **dwcbVarLenData** field MUST be 0.

### 2.2.10.3.1.3 TXUSER\_REENLIST\_MTAG\_REENLIST\_COMMITTED

The TXUSER\_REENLIST\_MTAG\_REENLIST\_COMMITTED message indicates that the transaction that is supplied by the [TXUSER\\_REENLIST\\_MTAG\\_REENLIST](#) has committed.

0	1	2	3	4	5	6	7	8	9	10	1	2	3	4	5	6	7	8	9	20	1	2	3	4	5	6	7	8	9	30	1
MsgHeader																															
...																															
...																															
...																															
...																															
...																															

**MsgHeader (24 bytes):** This field MUST contain a [MESSAGE\\_PACKET](#) structure.

- The **dwUserMsgType** field MUST be 0x00001063.
- The **dwcbVarLenData** field MUST be 0.

### 2.2.10.3.1.4 TXUSER\_REENLIST\_MTAG\_REENLIST\_TIMEOUT

The TXUSER\_REENLIST\_MTAG\_REENLIST\_TIMEOUT message indicates that the [TXUSER\\_REENLIST\\_MTAG\\_REENLIST](#) request has exceeded the time span that is specified by its **ulTimeout** field and therefore has failed.

0	1	2	3	4	5	6	7	8	9	10	1	2	3	4	5	6	7	8	9	20	1	2	3	4	5	6	7	8	9	30	1
MsgHeader																															
...																															
...																															
...																															
...																															
...																															

**MsgHeader (24 bytes):** This field MUST contain a [MESSAGE\\_PACKET](#) structure.

- The **dwUserMsgType** field MUST be 0x00001064.

- The **dwcbVarLenData** field MUST be 0.

## 2.2.10.4 Voting

### 2.2.10.4.1 CONNTYPE\_TXUSER\_VOTER

This connection type is used by a volatile resource manager to establish a voter enlistment with its transaction manager.

For more details on CONNTYPE\_TXUSER\_VOTER as an initiator, see section [3.5.5.4.1](#), and as an acceptor, see section [3.6.5.4.1](#).

#### 2.2.10.4.1.1 TXUSER\_STATUS\_MTAG\_ABORTED

The TXUSER\_STATUS\_MTAG\_ABORTED message is sent by the transaction manager to notify the resource manager that the transaction has aborted.

0	1	2	3	4	5	6	7	8	9	10	11	12	13	14	15	16	17	18	19	20	21	22	23	24	25	26	27	28	29	30	31
MsgHeader																															
...																															
...																															
...																															
...																															
...																															

**MsgHeader (24 bytes):** This field MUST contain a [MESSAGE PACKET](#) structure.

- The **dwUserMsgType** field MUST be 0x00001093.
- The **dwcbVarLenData** field MUST be 0.

#### 2.2.10.4.1.2 TXUSER\_STATUS\_MTAG\_COMMITTED

The TXUSER\_STATUS\_MTAG\_COMMITTED message is sent by the transaction manager to notify the resource manager that the transaction has committed.

0	1	2	3	4	5	6	7	8	9	10	11	12	13	14	15	16	17	18	19	20	21	22	23	24	25	26	27	28	29	30	31
MsgHeader																															
...																															

...
...
...
...

**MsgHeader (24 bytes):** This field MUST contain a [MESSAGE PACKET](#) structure.

- The **dwUserMsgType** field MUST be 0x00001094.
- The **dwcbVarLenData** field MUST be 0.

#### 2.2.10.4.1.3 TXUSER\_STATUS\_MTAG\_INDOUBT

The TXUSER\_STATUS\_MTAG\_INDOUBT message is sent by the transaction manager to notify the resource manager that the outcome of the transaction is [In Doubt](#).

0	1	2	3	4	5	6	7	8	9	10	1	2	3	4	5	6	7	8	9	20	1	2	3	4	5	6	7	8	9	30	1
MsgHeader																															
...																															
...																															
...																															
...																															
...																															

**MsgHeader (24 bytes):** This field MUST contain a [MESSAGE PACKET](#) structure.

- The **dwUserMsgType** field MUST be 0x00001095.
- The **dwcbVarLenData** field MUST be 0.

#### 2.2.10.4.1.4 TXUSER\_VOTER\_MTAG\_CREATE

The TXUSER\_VOTER\_MTAG\_CREATE message is sent by the resource manager to create a new voter enlistment on a transaction.

0	1	2	3	4	5	6	7	8	9	10	1	2	3	4	5	6	7	8	9	20	1	2	3	4	5	6	7	8	9	30	1
MsgHeader																															

...
...
...
...
...
...
guidTx
...
...
...

**MsgHeader (24 bytes):** This field MUST contain a [MESSAGE PACKET](#) structure.

- The **dwUserMsgType** field MUST be 0x00002091.
- The **dwcbVarLenData** field MUST be 16.

**guidTx (16 bytes):** This field MUST contain a GUID that specifies the transaction identifier.

#### 2.2.10.4.1.5 TXUSER\_VOTER\_MTAG\_CREATE\_TOO\_LATE

The TXUSER\_VOTER\_MTAG\_CREATE\_TOO\_LATE message is sent by the transaction manager to indicate that the creation of the new voter enlistment was unsuccessful because it was too late in the lifetime of the transaction to create new enlistments. See [Create Voter Enlistment Failure \(section 3.6.7.12\)](#) and [Create Voter Enlistment \(section 3.2.7.14\)](#) for more information.

0	1	2	3	4	5	6	7	8	9	10	11	12	13	14	15	16	17	18	19	20	21	22	23	24	25	26	27	28	29	30	31
MsgHeader																															
...																															
...																															
...																															
...																															
...																															

**MsgHeader (24 bytes):** This field MUST contain a [MESSAGE PACKET](#) structure.

- The **dwUserMsgType** field MUST be 0x00002096.
- The **dwcbVarLenData** field MUST be 0.

#### 2.2.10.4.1.6 TXUSER\_VOTER\_MTAG\_CREATE\_TX\_NOT\_FOUND

The TXUSER\_VOTER\_MTAG\_CREATE\_TX\_NOT\_FOUND message is sent by the transaction manager to indicate that creation of the new voter enlistment was unsuccessful because the specified transaction does not exist.

0	1	2	3	4	5	6	7	8	9	10	11	12	13	14	15	16	17	18	19	20	21	22	23	24	25	26	27	28	29	30	31
MsgHeader																															
...																															
...																															
...																															
...																															
...																															

**MsgHeader (24 bytes):** This field MUST contain a [MESSAGE PACKET](#) structure.

- The **dwUserMsgType** field MUST be 0x00002095.
- The **dwcbVarLenData** field MUST be 0.

#### 2.2.10.4.1.7 TXUSER\_VOTER\_MTAG\_CREATED

The TXUSER\_VOTER\_MTAG\_CREATED message is sent by the transaction manager to indicate that creation of the new voter enlistment was successful.

0	1	2	3	4	5	6	7	8	9	10	11	12	13	14	15	16	17	18	19	20	21	22	23	24	25	26	27	28	29	30	31
MsgHeader																															
...																															
...																															
...																															
...																															
...																															

**MsgHeader (24 bytes):** This field MUST contain a [MESSAGE\\_PACKET](#) structure.

- The **dwUserMsgType** field MUST be 0x00002092.
- The **dwcbVarLenData** field MUST be 0.

#### 2.2.10.4.1.8 TXUSER\_VOTER\_MTAG\_VOTEREQ

The TXUSER\_VOTER\_MTAG\_VOTEREQ message is sent by the transaction manager to request that the resource manager perform any operations it needs to during [Phase One](#) and to vote on the outcome of the transaction.

0	1	2	3	4	5	6	7	8	9	10	11	12	13	14	15	16	17	18	19	20	21	22	23	24	25	26	27	28	29	30	31
MsgHeader																															
...																															
...																															
...																															
...																															
...																															

**MsgHeader (24 bytes):** This field MUST contain a [MESSAGE\\_PACKET](#) structure.

- The **dwUserMsgType** field MUST be 0x00002093.
- The **dwcbVarLenData** field MUST be 0.

#### 2.2.10.4.1.9 TXUSER\_VOTER\_MTAG\_VOTEREQDONE

The TXUSER\_VOTER\_MTAG\_VOTEREQDONE message is sent by a voter to indicate whether it agrees to a decision to commit the transaction for which it had previously created a voter enlistment.

0	1	2	3	4	5	6	7	8	9	10	11	12	13	14	15	16	17	18	19	20	21	22	23	24	25	26	27	28	29	30	31
MsgHeader																															
...																															
...																															
...																															

...
...
VoteReqDone

**MsgHeader (24 bytes):** This field MUST contain a [MESSAGE PACKET](#) structure.

- The **dwUserMsgType** field MUST be 0x00002094.
- The **dwcbVarLenData** field MUST be 4.

**VoteReqDone (4 bytes):** The resource manager votes to commit or abort the transaction. The value MUST be one that is defined by the [TXUSER VOTER VOTERREQDONE RESPONSE](#) enumeration.

## 3 Protocol Details

### 3.1 Common Details

This section defines common details for the transaction participants, as specified in sections [3.2](#) through [3.8](#). Each participant MUST conform to the details as specified in this section.

#### 3.1.1 Abstract Data Model

This section describes a conceptual model of possible data organization that an implementation maintains to participate in this protocol. The described organization is provided to facilitate the explanation of how the protocol behaves. This document does not mandate that implementations adhere to this model as long as their external behavior is consistent with the behavior that is described in this document.

Note that the abstract data model can be implemented in a variety of ways. This protocol does not prescribe or advocate any specific implementation technique.

Participants MUST use the MSDTC Connection Manager: OleTx Multiplexing Protocol connections (as specified in [\[MS-CMP\]](#) section 3.1.1.1) as a transport protocol for sending messages. The [Transport](#) section defines the mechanisms by which this protocol initializes and makes use of the MSDTC Connection Manager: OleTx Multiplexing Protocol.

A participant MUST also maintain the following data elements:

- **Transaction table:** A table of entries to transaction objects, keyed by transaction identifier.
- **Session Table:** A table of Session objects, as maintained by MSDTC Connection Manager: OleTx Multiplexing Protocol Specification and as specified in [\[MS-CMP\]](#) section 3.1.1. The MSDTC Connection Manager: OleTx Transaction Protocol reads the Session table data elements provided by [\[MS-CMPO\]](#) but does not extend or modify the table.

Each transaction object MUST contain the following data structures:

- **Transaction Object.Identifier:** This field contains a GUID that specifies the transaction identifier.
- **Connection list:** A list of MSDTC Connection Manager: OleTx Multiplexing Protocol connection objects (as specified in [\[MS-CMP\]](#) section 3.1.1.1) that are associated with the transaction.

A transaction object is extended by various participants. When this extension includes enlistment details, then each discrete enlistment is represented in this model as an enlistment object. In this description, the enlistment object represents a set of fields that are always associated with each enlistment. As a group, these fields are referred to in the processing rules as the enlistment object. In the processing rules, a set of fields comprising an enlistment object are always added or removed as a group. Depending on the participant, there may be more than one enlistment object as part of the transaction object (**Core Transaction Manager Facet**, as described in section [3.2.1](#), is an example of this).

An Enlistment object MUST contain the following data structures:

- **Transaction Manager Facet:** A reference to the specific facet in the transaction manager that created the Enlistment object. A single facet creates zero or more Enlistment objects. Transaction manager facets are as specified in section [3.2.1.4](#).
- **Transaction:** A reference to a transaction object.

- **Enlistment Object.Connection:** A reference to a connection object.
- **Resource Manager Identifier:** A GUID that uniquely identifies the resource manager. Each transaction manager facet MUST set this field if the transaction manager facet is communicating with a durable resource manager.
- **Recovery Information:** An extensibility point that allows transaction manager facets to contribute information to the durable log that is returned to them when recovery occurs. This field MUST be interpreted only by the transaction manager facet that created the Enlistment object.
- **Name:** A string providing a name for the enlistment. Each transaction manager facet MUST define the contents of this field for the Enlistment objects that are created by that facet.
- **Enlistment Object.Identifier:** A string providing an identifier for the enlistment. Each transaction manager facet MUST provide the contents of this field for Enlistment objects that are created by that facet.

Furthermore, a participant MUST extend the definition of a connection object to include the following data elements:

- **Transaction:** A reference to the transaction object that is associated with the connection.
- **State:** A state enumeration that represents the current state of the connection.
- **Connection-Specific Data:** An opaque reference to an object. This field is used during the execution of a connection to associate connection-specific objects with the connection. Some connections do not use this field.

A state enumeration MUST contain a set of values that represent specific states in a logical state machine. For a connection type, these values represent the different states to which the connection's logical state machine is set during the lifetime of the connection.

When a participant initiates or accepts a connection, the **State** field of the connection MUST be set initially to the Idle state. When the connection is disconnected, the connection state MUST be set to the Ended state.

For a participant initiating a connection, once the connection's state machine enters the Ended state, the connection that is associated with the state machine MUST be disconnected, if it is not already disconnected, as specified in section [3.1.8.2](#).

### 3.1.1.1 Converting a Name Object to an OLETX\_TM\_ADDR Structure

A Name object MUST be converted to an [OLETX\\_TM\\_ADDR \(section 2.2.4.2\)](#) structure in the following manner:

- The **guidSignature** field of OLETX\_TM\_ADDR MUST be set as specified in section [2.2.4.2](#).
- The **guidEndpoint** field of OLETX\_TM\_ADDR MUST be set to the **CID** field of the Name object.
- The **grbComProtsSupported** field of OLETX\_TM\_ADDR MUST be set to the **Protocols** field of the Name object.
- The **wszHostName** field of OLETX\_TM\_ADDR MUST be set to the **Hostname** field of the Name object.

### 3.1.1.2 Converting an OLETX\_TM\_ADDR Structure to a Name Object

An [OLETX\\_TM\\_ADDR \(section 2.2.4.2\)](#) structure MUST be converted to a Name object in the following manner:

- The **CID** field of the Name object MUST be set to the **guidEndpoint** field of OLETX\_TM\_ADDR.
- The **Protocols** field of the Name object MUST be set to the **grbComProtsSupported** field of OLETX\_TM\_ADDR.
- The **Hostname** field of the Name object MUST be set to the **wszHostName** field of OLETX\_TM\_ADDR.

### 3.1.1.3 Converting a Name Object to a NAMEOBJECTBLOB Structure

A Name object MUST be converted to a [NAMEOBJECTBLOB \(section 2.2.5.3\)](#) structure in the following manner:

- The **szGuid** field of NAMEOBJECTBLOB MUST be set to the **CID** field of the Name object and formatted as a string, as specified in [\[C706\] Appendix A](#).
- The **grbComProtsSupported** field of NAMEOBJECTBLOB MUST be set to the **Protocols** field of the Name object.
- The **szHostName** field of NAMEOBJECTBLOB MUST be set to the **Hostname** field of the Name object and formatted as a null-terminated Latin-1 ANSI string, as specified in [\[ISO/IEC-8859-1\]](#).
- The **dwcbHostName** and **dwReserved1** fields MUST be set as specified in section [2.2.5.3](#).

### 3.1.1.4 Converting a NAMEOBJECTBLOB Structure to a Name Object

A [NAMEOBJECTBLOB \(section 2.2.5.3\)](#) structure MUST be converted to a Name object in the following manner:

- The **CID** field of the Name object MUST be set to the **szGuid** field of NAMEOBJECTBLOB, converted from a string to a GUID as specified in [\[C706\] Appendix A](#).
- The **Protocols** field of the Name object MUST be set to the **grbComProtsSupported** field of NAMEOBJECTBLOB.
- The **Hostname** field of the Name object MUST be set to the **szHostName** field of NAMEOBJECTBLOB.

## 3.1.2 Timers

None.

## 3.1.3 Initialization

[MS-DTCO] protocol initialization MUST initialize the underlying [\[MS-CMP\]](#) and [\[MS-CMPO\]](#) protocol instance as specified in section [2.1.2](#).

If the initialization of the underlying [MS-CMP] protocol as specified in [\[MS-CMP\]](#) section 3.1.3.1 or the initialization of the underlying [MS-CMPO] protocol as specified in [\[MS-CMPO\]](#) section 3.2.3.1 fails, then the initialization of the [MS-DTCO] protocol MUST also fail and an implementation-specific failure result MUST be returned to the higher-layer business logic.

To establish an OleTx connection between an initiator and an acceptor both the initiator and the acceptor MUST follow the processing steps as specified in [\[MS-CMP\]](#) section 3.1.4.2.

To initiate a connection, a session MUST already be established between the initiator and the acceptor.

For the use of MSDTC Connection Manager: OleTx Transports Protocol sessions ([\[MS-CMPO\]](#) section 3.2.1.2) and MSDTC Connection Manager: OleTx Multiplexing Protocol connections ([\[MS-CMP\]](#) section 3.1.1.1) in this protocol, see section [2.1](#).

### 3.1.3.1 Enlistment Object Initialization

A participant MUST initialize each new Enlistment object that is created by the participant with the following default values:

- The **transaction manager facet** field MUST default to an empty value.
- The **transaction** field MUST default to an empty value.
- The **Enlistment Object.Connection** field MUST default to an empty value.
- The **resource manager identifier** field MUST default to NULL\_GUID.
- The **recovery information** field MUST default to an empty value.
- The **name** field MUST default to an empty string.
- The **Enlistment Object.Identifier** field MUST default to an empty string.

### 3.1.4 Protocol Versioning Details

#### 3.1.4.1 Supporting a Protocol Version

A protocol role implementation that claims support for a protocol version MUST implement all the protocol elements required by that version for the respective role, as specified in section [2.2.1](#).

A protocol role implementation that claims a version as the maximum supported protocol version MUST support that version, and it MUST NOT implement any protocol elements that are neither required nor optional for that version (see section [2.2.1](#)).

#### 3.1.4.2 Negotiating a Common Protocol Version

Before exchanging any protocol messages, two protocol participants MUST agree on what protocol version to use for their communication. To negotiate a common protocol version, the two protocol participants MUST use the version negotiation mechanism provided by the MSDTC Connection Manager: OleTx Transports Protocol transport (see [\[MS-CMPO\]](#) section 3.3.4.2.1 BuildContext-Primary) as follows:

- When a protocol participant (application, resource manager, transaction manager) initializes its underlying MSDTC Connection Manager: OleTx Transports Protocol transport, it MUST do the following:
  - Set the Minimum Level 3 Version Number data field of the underlying MSDTC Connection Manager: OleTx Transports Protocol implementation to 0x00000001 (see also [\[MS-CMPO\]](#) section 3.2.1.1). Note that the MSDTC Connection Manager: OleTx Transaction Protocol is layered on top of MSDTC Connection Manager: OleTx Multiplexing Protocol (specified in [\[MS-](#)

[CMP1](#)), which is layered on top of the MSDTC Connection Manager: OleTx Transports Protocol (specified in [\[MS-CMPO\]](#)). Therefore, it is a level-three protocol for the MSDTC Connection Manager: OleTx Transports Protocol (as defined in [\[MS-CMPO\]](#) section 2.2.2).

- Set the Maximum Level 3 Version Number data field of the underlying MSDTC Connection Manager: OleTx Transports Protocol implementation to the value of the maximum supported MSDTC Connection Manager: OleTx Transaction Protocol version (defined in section [3.1.4.1](#)).

When an MSDTC Connection Manager: OleTx Transports Protocol session is successfully established between the two protocol participants, the value of the **dwLevelThreeAccepted** field of the session object's **Version** field (see [\[MS-CMPO\]](#) section 3.2.1.2, Session State) indicates the negotiated protocol version (for example, if the value of the **dwLevelThreeAccepted** field is 5, the negotiated protocol version is 5).

### 3.1.4.3 Using the Negotiated Protocol Version

Once a protocol version is negotiated, the session partners SHOULD use in their communication only the protocol elements that are either required or optional for that version (see section [2.2.1](#) for a definition of version-required and version-optional elements), as follows:

- When a partner makes a connection request, it SHOULD use only a connection type that is either required or optional for the negotiated protocol version. If the connection type is optional for the negotiated protocol version, it MUST handle the [MTAG\\_CONNECTION\\_REQ\\_DENIED](#) ([\[MS-CMP\]](#) section 2.2.5) response and return the failure result to the higher business layer. [<22>](#)
- When a partner receives a connection request, it MUST accept as valid only a connection type that is either required or optional for the negotiated protocol version. Invalid connections MUST be rejected, as specified in [\[MS-CMP\]](#) section 2.2.5.
- When a partner sends a message over an established connection, it SHOULD use only message types and formats that are supported by the negotiated protocol version in the context of the connection type of the respective connection. [<23>](#)
- When a partner receives a message over an established connection, it SHOULD accept as valid only message types and formats that are supported by the negotiated protocol version in the context of the connection type of the respective connection. An invalid message MUST be rejected, as specified in section [3.1.6](#).

### 3.1.5 Higher-Layer Triggered Events

None.

### 3.1.6 Processing Events and Sequencing Rules

When an OleTx connection partner receives an incoming message on a connection, it MUST perform the following actions in order to verify the validity of the message:

- Schema validation
  - The Participant MUST validate the message content in accord with the message schema and constraints specified in section [2.2](#) for the specific incoming message type. If a message type is not determinable, the message MUST be considered invalid.
- State validation

- The participant **MUST** verify the current state of the connection by using the State field of the connection as follows:
  - If the connection is in the Ended state, the message **MUST** be considered invalid.
  - If the connection type has not defined a specific processing rule in section 3 for the processing of the specific message in the current connection state, then the message **MUST** be considered invalid.

If an incoming message is considered invalid, the participant **MUST** ignore the contents of the message. Furthermore, the connection on which the message was received **MUST** transition to the Ended state, and return a failure result to the higher-layer business logic. The participant **MAY** also tear down the session with which the connection was established. <24>

If the connection type defines specific actions that **MUST** be performed when an invalid message is received, the connection partner **MUST** also perform those actions. These actions are specified in the Message Processing Events and Sequencing Rules section that specifies the behavior of the connection type.

The various failure results returned to the higher-layer business logic are implementation-specific. Failure results should include implementation-specific context around valid error messages and invalid incoming messages.

### 3.1.7 Timer Events

None.

### 3.1.8 Other Local Events

An OleTx connection participant **MUST** be able to handle the following events at any time during the lifetime of an OleTx connection.

#### 3.1.8.1 Initiate Connection

The Initiate Connection event **MUST** be signaled with the following parameters:

- Name Object of the partner to create the connection.
- The connection type of the outgoing connection.

On Initiate Connection event signal, an OleTx connection participant **MUST** perform the following:

- Create a new Incoming Message Notification Interface object with the event fields set to local events **Receiving a Message** (section 3.1.8.4) and **Connection Disconnected** (section 3.1.8.3) respectively.
- Signal Create Connection event as specified in [MS-CMP] section 3.1.4.2 by passing the following parameters:
  - The provided Name Object of the partner to create the connection.
  - The provided connection type of the outgoing connection.
  - The new Incoming Message Notification Interface object to receive incoming message notifications from MSDTC Connection Manager: OleTx Multiplexing Protocol layer.

### 3.1.8.2 Disconnect Connection

The Disconnect Connection event MUST be signaled with the following argument:

- A [Connection object](#)

When a Disconnect Connection event is signaled, an OleTx connection participant MUST perform the following:

- Perform all the actions that are required for a valid disconnection as specified in [\[MS-CMP\]](#) section 3.1.4.3.

### 3.1.8.3 Connection Disconnected

The Connection Disconnected event MUST be signaled with the following argument:

- A [Connection object](#)

When a Connection Disconnected event is signaled, an OleTx connection participant MUST perform the following:

- If the connection type defines specific additional actions that MUST be performed when a connection is disconnected, the OleTx participant MUST also perform those actions. These actions are specified in the specific Message Processing Events and Sequencing Rules section that defines the behavior of a specified connection type when receiving incoming messages.
- The connection MUST be removed from the connection list that belongs to the transaction that is associated with the connection.
- If the connection state is not already Ended, the state MUST be set to Ended.

### 3.1.8.4 Receiving a Message

The Receiving a Message event MUST be signaled with the following arguments:

- A protocol message extending the [MESSAGE\\_PACKET](#) structure
- A [Connection object](#)

If the Receiving a Message event is signaled, an OleTx connection participant MUST perform the following actions:

- Verify the validity of the received protocol message as specified in section [3.1.6](#).
- When a partner receives a connection request, it MUST accept as valid only a connection type that is either required or optional for the negotiated protocol version. Invalid connections MUST be rejected by sending an [MTAG\\_CONNECTION\\_REQ\\_DENIED \[MS-CMP\] \(section 2.2.5\)](#) message with the **Reason** field set to 0x80070057.
- If the incoming message is MTAG\_CONNECTION\_REQ\_DENIED [MS-CMP] (section 2.2.5) message:
  - If the connection state is not already Ended, the state MUST be set to Ended.
  - Return the failure reason code from the **Reason** field to higher-layer business logic.
- If the connection type defines specific additional actions that MUST be performed when a connection is requested or when a valid user message is processed, the OleTx participant MUST

also perform those actions. These actions are specified in the specific Message Processing Events and Sequencing Rules section that defines the behavior of a specified connection type and the user message type when receiving incoming messages.

## 3.2 Core Transaction Manager Facet Details

### 3.2.1 Abstract Data Model

This section describes a conceptual model of possible data organization that an implementation maintains to participate in this protocol. The described organization is provided to facilitate the explanation of how the protocol behaves. This document does not mandate that implementations adhere to this model as long as their external behavior is consistent with the behavior that is described in this document.

Note that the abstract data model can be implemented in a variety of ways. This protocol does not prescribe or advocate any specific implementation technique.

The [Core Transaction Manager Facet](#) MUST maintain all the data elements described in section [3.1.1](#).

The Core Transaction Manager Facet MUST also maintain the following data elements:

- **Core Transaction Manager Facet.Durable Log:** A durable list of transaction objects. The contents of the log MUST persist across software restarts or transient failures.
- **Protocol Extension List:** A list of protocol extensions, as specified in section [3.2.1.5](#).
- **Extended Whereabouts:** A memory buffer that represents the extended whereabouts information of the transaction manager, contributed by protocol extension objects as specified in section [3.2.1.5](#).
- **Extended Whereabouts Size:** The size of the extended whereabouts buffer, in bytes.
- **Extended Whereabouts Protocol Count:** The number of protocol extension objects that contributed to the extended whereabouts information.
- **Security Level:** An enumeration that indicates the security level at which the transaction manager initializes communication by using the [MSDTC Connection Manager: OleTx Transports Protocol Specification](#) and [MSDTC Connection Manager: OleTx Multiplexing Protocol Specification](#) protocols, as specified in [\[MS-CMPO\]](#) section 3.2.1.1. This element MUST be set to one of the following values:
  - **No Security:** This value is set to indicate that the RPC communications MUST NOT require validation of the identity for an incoming message.
  - **Incoming Authentication:** This value is set to indicate that the RPC communication SHOULD validate the identity for an incoming message.
  - **Mutual Authentication:** This value is set to indicate that the RPC communication SHOULD validate that there is a known identity for an incoming connection. The incoming connection is refused if the identity is not established. The incoming identity MUST match the pattern "<domain>\<incoming-MSDTC-name>\$", where <incoming-MSDTC-name> is the source hostname for the connection, and <domain> is the name of the domain in which the host is a member.
- The Core Transaction Manager Facet MUST maintain the following security flags and MUST set each flag to either TRUE or FALSE:

- **Allow Network Access:** A Boolean flag that indicates whether the transaction manager will communicate with an OleTx participant that is located on a remote machine. If this flag is not set, network access MUST NOT be enabled for the OleTx protocol, regardless of the settings of the other flags.
- **Allow Network Transactions:** A Boolean flag that indicates whether the transaction manager will perform a distributed transaction with an OleTx participant that is located on a remote machine. If the Allow Network Access flag is set to false, this flag MUST be ignored.
- **Allow Inbound Transactions:** A Boolean flag that indicates whether the transaction manager will act as subordinate to a superior transaction manager facet that is located on a remote machine. If either the Allow Network Access flag or the Allow Network Transactions flags are set to false, this flag MUST be ignored.
- **Allow Outbound Transactions:** A Boolean flag that indicates whether the transaction manager will act as superior to a [subordinate transaction manager facet](#) that is located on a remote machine. If either the Allow Network Access flag or the Allow Network Transactions flag is set to false, this flag MUST be ignored.
- **Allow Remote Administration:** A Boolean flag that indicates whether the transaction manager will be administered by an application that is located on a remote machine. If the Allow Network Access flag is set to false, this flag MUST be ignored.
- **Allow Remote Clients:** A Boolean flag that indicates whether the transaction manager will communicate with an application or a resource manager that is located on a remote machine. If the Allow Network Access flag is set to false, this flag MUST be ignored.
- **Allow TIP:** A Boolean flag that indicates whether the transaction manager has enabled the TIP protocol, as specified in [\[RFC2371\]](#). For information on the transaction manager's interaction with [\[RFC2371\]](#), see [\[MS-DTCM\]](#). If the Allow Network Access flag is set to false, this flag MUST be ignored.
- **Allow XA:** A Boolean flag that indicates whether the transaction manager provides support for the [\[C193\]](#) protocol in an implementation-specific manner.
- **Allow LUTransactions:** A Boolean flag that indicates whether the transaction manager provides support for the MSDTC Connection Manager: OleTx Transaction Protocol Logical Unit Mainframe Extension protocol, as specified in [\[MS-DTCLU\]](#). A value of TRUE indicates the transaction manager accepts the connection type supported in the MSDTC Connection Manager: OleTx Transaction Protocol Logical Unit Mainframe Extension protocol. A value of FALSE indicates the transaction manager will refuse to accept incoming connections for the connection type supported in the MSDTC Connection Manager: OleTx Transaction Protocol Logical Unit Mainframe Extension protocol. If either the **Allow Network Access** flag or the **Allow Remote Clients** flag is set to FALSE, the transaction manager MUST ignore this flag and MUST refuse to accept incoming connections from remote machines for the connection type supported in the MSDTC Connection Manager: OleTx Transaction Protocol Logical Unit Mainframe Extension protocol.

The Core Transaction Manager Facet MUST extend the definition of a transaction object to include the following data elements:

- **Superior Enlistment:** A reference to an Enlistment object that belongs to either the subordinate transaction manager facet or the transaction manager communicating with an application facet, as specified in [3.1.1](#).
- **Next Phase Zero Wave Enlistment list:** A list of Enlistment objects that represent the enlistment set of Phase Zero that belongs to the next Phase Zero wave of the transaction.

- **Phase Zero Enlistment list:** A list of Enlistment objects that represent the enlistment set of Phase Zero that belongs to the current Phase Zero wave of the transaction.
- **Phase One Enlistment list:** A list of Enlistment objects that represent the set of Phase One enlistments currently registered on the transaction.
- **Phase One Voter Enlistment list:** A list of Enlistment objects that represent the set of voter enlistments currently registered on the transaction.
- **Phase Two Enlistment list:** A list of Enlistment objects that represent the set of Phase One enlistments who voted Prepared when asked to vote on the outcome of the transaction.
- **Phase Two Voter Enlistment list:** A list of Enlistment objects that represent the set of voter enlistments who voted Prepared when asked to vote on the outcome of the transaction.
- **Root:** A flag set to true if the Core Transaction Manager Facet is the root of the transaction; otherwise, false.
- **Doomed:** A flag set to true if the transaction has been aborted; otherwise, false.
- **Attributes Set:** A flag set to true when the transaction attributes are updated by using the Set Transaction Attributes event.
- **Phase Zero Registered:** A flag set to true if the transaction has successfully registered for the next Phase Zero wave; otherwise, false.
- **Single Phase Commit:** A flag set to true if the Core Transaction Manager Facet was requested to perform a Single Phase Commit on the transaction; otherwise, false.
- **State:** A State enumeration that represents the current state of the transaction. These states are as specified in section [3.2.1.3](#).
- **Isolation Level:** An Isolation Level value.
- **Isolation Flags:** An Isolation Flags value.
- **Description:** An implementation-specific description string that is provided to the core transaction manager when the transaction is created.
- **Timeout:** A 32-bit unsigned integer that represents the number of milliseconds after which a root transaction MUST time out if an outcome is not reached. This value MUST be used to initialize the [Transaction Timeout Timer \(section 3.2.2.1\)](#).
- **GRFRM:** A 32-bit unsigned integer that contains an implementation-defined value, as defined in section [2.2.7.1](#).

The Core Transaction Manager Facet MUST extend the definition of a connection object, as specified in [\[MS-CMP\]](#) section 3.1.1.1, to include the following data element:

- **Enlistment:** A reference to the Enlistment object that is associated with the connection. Some connections do not use this field.

### 3.2.1.1 Versioning

The core transaction manager MUST maintain the data that pertains to the extended whereabouts functionality only on versions where the connection type [CONNTYPE\\_TXUSER\\_EXTENDEDWHEREABOUTS](#) is supported as specified in section [2.2.1.1.1](#). The following data elements, as specified in section [3.2.1](#), are affected:

- Extended Whereabouts
- Extended Whereabouts Size
- Extended Whereabouts Protocol Count
- Extended Whereabouts data structures that are provided by protocol extension objects:
  - **Whereabouts**
  - Whereabouts Size

The core transaction manager MUST maintain the data that pertains to the Phase Zero functionality only on versions where the connection type [CONNTYPE\\_TXUSER\\_PHASE0](#) is supported as specified in section [2.2.1.1.3](#). The following data elements, as specified in [3.2.1](#), are affected:

- Next Phase Zero Wave Enlistment list
- Phase Zero Enlistment list
- Phase Zero Registered

### 3.2.1.2 Transaction Logging

When a transaction object is stored in the **Core Transaction Manager Facet.Durable Log** of the [Core Transaction Manager Facet](#), the Core Transaction Manager Facet MUST record only the following fields:

- The **Transaction Object.Identifier** field.
- The **State** field. When a transaction object is stored in the **Core Transaction Manager Facet.Durable Log**, this field MUST be set to one of the following two states:
  - [In Doubt](#)
  - [Failed to Notify](#)
- The **Phase Two Enlistment** list.
- If the **State** field of the transaction is set to In Doubt, the **Superior Enlistment** field MUST be stored.

When an Enlistment object is stored in the **Core Transaction Manager Facet.Durable Log** of the Core Transaction Manager Facet, the Core Transaction Manager Facet MUST record all the object fields.

When a connection object is stored in the **Core Transaction Manager Facet.Durable Log** of the Core Transaction Manager Facet, the Core Transaction Manager Facet MUST record all the object fields.

When a connection object is retrieved from the **Core Transaction Manager Facet.Durable Log** of the Core Transaction Manager Facet, its state MUST be set to Ended.

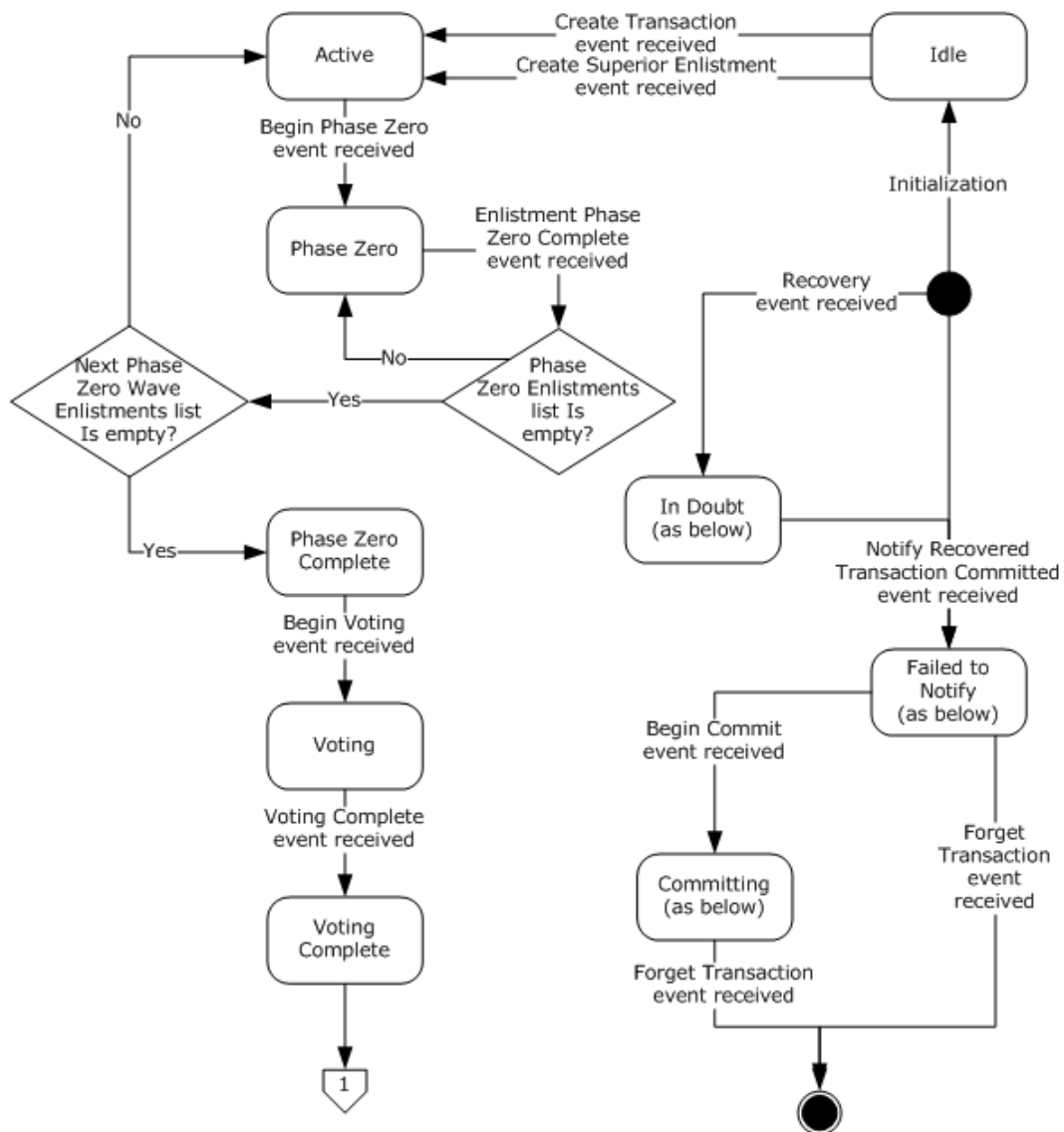
### 3.2.1.3 Transaction States

The state field of the transaction object MUST represent the set of different states to which the logical state machine of the transaction MUST be set.

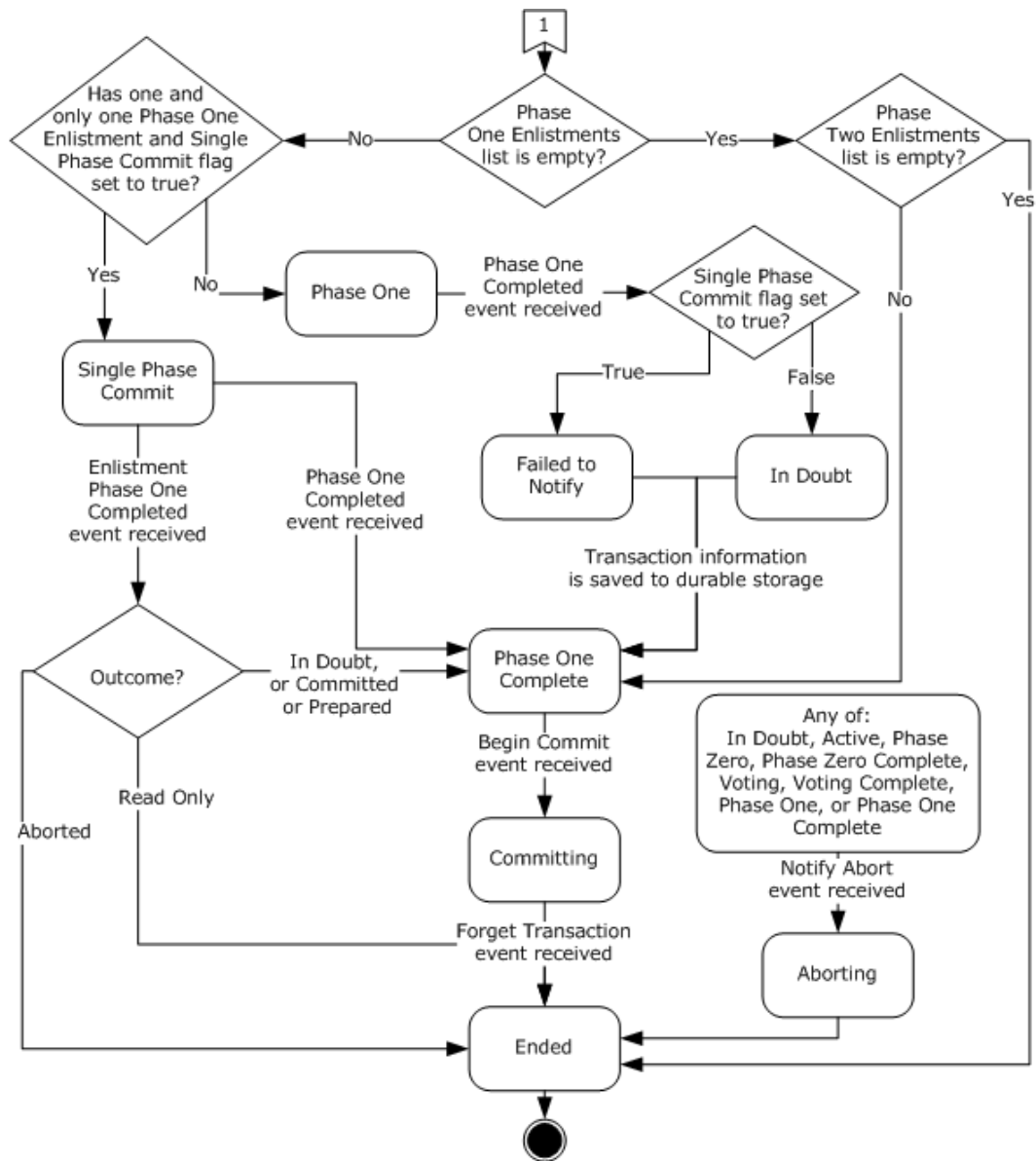
The transaction state machine MUST support the following states:

- [Idle](#)
- [Active](#)
- [Phase Zero](#)
- [Phase Zero Complete](#)
- [Voting](#)
- [Voting Complete](#)
- [Phase One](#)
- [Phase One Complete](#)
- [Single Phase Commit](#)
- [Committing](#)
- [Aborting](#)
- [In Doubt](#)
- [Failed to Notify](#)
- [Ended](#)

The following diagram reflects states and the events that directly change them. The transaction manager and the transaction can receive more events than those shown, but those events do not affect the state of the transaction.



**Figure 12: Transaction manager states and events (Phase Zero)**



**Figure 13: Transaction manager states and events (Phase One)**

### 3.2.1.3.1 Idle

This is the initial state. The following events are processed in the Idle state:

- [Create Transaction](#)
- [Create Superior Enlistment](#)
- [Associate Transaction](#)
- [Branch Transaction Success](#)

- [Branch Transaction Failure](#)

#### **3.2.1.3.2 Active**

The following events are processed in the Active state:

- [Create Phase Zero Enlistment](#)
- [Create Voter Enlistment](#)
- [Create Subordinate Enlistment](#)
- [Register Phase Zero Success](#)
- [Register Phase Zero Failure](#)
- [Export Transaction](#)
- [Set Transaction Attributes](#)
- [Set Transaction Timeout](#)
- [Begin Phase Zero](#)
- [Enlistment Unilaterally Aborted](#)
- [Notify Aborted](#)
- [Unenlist Phase Zero Enlistment](#)
- [Transaction Timeout Timer](#)

#### **3.2.1.3.3 Phase Zero**

The following events are processed in the Phase Zero state:

- [Create Phase Zero Enlistment](#)
- [Create Voter Enlistment](#)
- [Create Subordinate Enlistment](#)
- [Register Phase Zero Success](#)
- [Register Phase Zero Failure](#)
- [Export Transaction](#)
- [Set Transaction Timeout](#)
- [Enlistment Phase Zero Complete](#)
- [Enlistment Unilaterally Aborted](#)
- [Notify Aborted](#)
- [Unenlist Phase Zero Enlistment](#)
- [Transaction Timeout Timer](#)

#### 3.2.1.3.4 Phase Zero Complete

The following events are processed in the Phase Zero Complete state:

- [Create Phase Zero Enlistment](#)
- [Create Voter Enlistment](#)
- [Create Subordinate Enlistment](#)
- [Register Phase Zero Success](#)
- [Register Phase Zero Failure](#)
- [Export Transaction](#)
- [Set Transaction Timeout](#)
- [Begin Phase One](#)
- [Begin Voting](#)
- [Enlistment Unilaterally Aborted](#)
- [Notify Aborted](#)
- [Transaction Timeout Timer](#)

#### 3.2.1.3.5 Voting

The following events are processed in the Voting state:

- [Set Transaction Timeout](#)
- [Enlistment Vote Complete](#)
- [Voting Complete](#)
- [Enlistment Unilaterally Aborted](#)
- [Notify Aborted](#)
- [Transaction Timeout Timer](#)

#### 3.2.1.3.6 Voting Complete

The following events are processed in the Voting Complete state:

- [Set Transaction Timeout](#)
- [Begin Commit](#)
- [Enlistment Unilaterally Aborted](#)
- [Notify Aborted](#)
- [Forget Transaction](#)
- [Transaction Timeout Timer](#)

#### **3.2.1.3.7 Phase One**

The following events are processed in the Phase One state:

- [Set Transaction Timeout](#)
- [Enlistment Vote Complete](#)
- [Enlistment Phase One Complete](#)
- [Enlistment Unilaterally Aborted](#)
- [Notify Aborted](#)
- [Phase One Completed](#)
- [Transaction Timeout Timer](#)

#### **3.2.1.3.8 Phase One Complete**

The following events are processed in the Phase One Complete state:

- [Begin Commit](#)
- [Begin In Doubt](#)
- [Forget Transaction](#)

#### **3.2.1.3.9 Single Phase Commit**

The following events are processed in the Single Phase Commit state:

- [Enlistment Phase One Complete](#)
- [Phase One Completed](#)

#### **3.2.1.3.10 Committing**

The following events are processed in the Committing state:

- [Begin Commit](#)
- [Enlistment Commit Complete](#)
- [Forget Transaction](#)
- [Request Transaction Outcome](#)

#### **3.2.1.3.11 Aborting**

The following events are processed in the Aborting state:

- [Begin Rollback](#)
- [Enlistment Rollback Complete](#)
- [Forget Transaction](#)

- [Request Transaction Outcome](#)

#### **3.2.1.3.12 In Doubt**

The following events are processed in the In Doubt state:

- [Notify Recovered Transaction Committed](#)
- [Forget Transaction](#)
- [Resolve Transaction](#)
- [Notify Aborted](#)

#### **3.2.1.3.13 Failed to Notify**

The following events are processed in the Failed to Notify state:

- [Begin Commit](#)
- [Notify Recovered Transaction Committed](#)
- [Forget Transaction](#)
- [Resolve Transaction](#)
- [Request Transaction Outcome](#)

#### **3.2.1.3.14 Ended**

This is the final state. The following event is processed in the Ended state:

- [Request Transaction Outcome](#)

#### **3.2.1.4 Transaction Manager Facets**

An OleTx transaction manager is subdivided into the following transaction manager facets:

- [Core Transaction Manager Facet](#)
- [Transaction Manager Communicating with an Application Facet](#)
- [Transaction manager Communicating with a Resource Manager Facet](#)
- [Superior Transaction Manager Facet](#)
- [Subordinate Transaction Manager Facet](#)

These facets MUST communicate with each other by using a set of events. Each facet MUST define the set of events that the facet supports.

An event MUST consist of the following data elements:

- The name of the event
- The list of arguments with which the event MUST be signaled

This protocol assumes the existence of an implementation-specific communication mechanism used to signal events between facets inside a transaction manager. This communication mechanism MUST NOT allow man-in-the-middle or other classes of intermediary attacks.

Each facet MUST provide a definition for the **Name** and **Enlistment Object.Identifier** fields of an [Enlistment object](#), as specified in section [3.1.1](#).

The conceptual model that is described here requires that one and only one thread of operation be active inside the facets that make up the transaction manager.

### 3.2.1.5 Protocol Extension Objects

A protocol extension is an implementation-specific module that represents the ability to perform transaction processing by using a transaction coordination protocol that is not OleTx.

Protocol extension objects MUST leverage the following vendor extensibility points in the [Core Transaction Manager Facet](#):

- The ability to augment the list of transaction manager facets, as specified in section [3.2.1.4](#), to include additional protocol-specific facets
- The ability to define custom behavior for the **Name** and **Property** fields on Enlistment objects that are created inside these facets
- The ability to contribute whereabouts information to the **extended whereabouts** field of the core transaction manager
- The ability to contribute recovery information to Enlistment objects that are stored in the durable log, as specified in section [3.1.1](#)

A protocol extension object MUST provide the following data structures:

- **Identifier**: A GUID that uniquely identifies the protocol extension
- **Whereabouts**: An array of bytes that represents the protocol extension
- **Whereabouts Size**: The size of the Whereabouts array

### 3.2.2 Timers

The [Core Transaction Manager Facet](#) MUST provide a [Transaction Timeout Timer](#).

#### 3.2.2.1 Transaction Timeout Timer

This timer MUST be set when a new transaction is created. It MUST be canceled when a transaction enters one of the following states:

- [Phase One Complete](#)
- [Single Phase Commit](#)
- [Committing](#)
- [Aborting](#)
- [Ended](#)

The default value is specified by the **Timeout** field on the transaction object for which the instance of the timer is set. The minimum value of the timer MUST be zero, which means that the timer never generates a timer event.

When the timer is initialized, the initialization MUST provide a transaction object to associate with the timer. When the timer expires, the same transaction object MUST be provided alongside the timer notification. The [Core Transaction Manager Facet](#) MUST provide a distinct Transaction Timeout Timer instance for each active transaction. If an implementation sets the value of the timeout timer associated with a transaction object to zero, the Transaction Timeout Timer event (see [3.2.6.1](#)) is never signaled, and therefore the transaction never times out. Examples of negative consequences of transactions that do not time out include resource availability and deadlocks between resources. In the availability example, if an application starts a transaction and accesses a resource, that resource typically blocks access to the specific item until the transaction completes in order to provide isolation. But if the application has an issue and does not complete the transaction within a reasonable amount of time, other applications are prevented from accessing the resource item. In the deadlock example, two resources are accessed by two different applications, but in reverse order. This results in the two applications blocking each other because each has its own transaction that holds a lock that the other needs to proceed. When transaction timeout values are implemented, these error scenarios resolve themselves by forcing the transactions to rollback after the specified timer period.

### 3.2.3 Initialization

When the [Core Transaction Manager Facet](#) is initialized:

- The MSDTC Connection Manager: OleTx Management Protocol [\[MS-CMOM\]](#) uses the registry to persistently store and retrieve the values for the security settings using Windows Remote Registry Protocol [\[MS-RRP\]](#) and Failover Cluster: Management API (ClusAPI) Protocol [\[MS-CMRP\]](#). The registry is shared with the MSDTC Connection Manager: OleTx Management Protocol [\[MS-CMOM\]](#).
- The **Security Level** field is loaded directly from the registry key defined in [\[MS-CMOM\]](#) section 3.3.1.2.3. [<25>](#)
- The following security flags are loaded directly from the registry keys defined in [\[MS-CMOM\]](#) sections [3.3.1.2.1](#) and [3.3.1.2.2](#).
  - **Allow Network Access**
  - **Allow Network Transactions**
  - **Allow Inbound Transactions**
  - **Allow Outbound Transactions**
  - **Allow Remote Administration**
  - **Allow Remote Clients**
  - **Allow TIP**
  - **Allow XA**
  - **Allow LUTransactions**
- The lower-layer transport protocol, the MSDTC Connection Manager: OleTx Multiplexing Protocol (section [2.1](#)) MUST be initialized as specified in [\[MS-CMP\]](#) section 3.1.3, by passing the following

parameter values as specified in section [2.1.2](#). The MSDTC Connection Manager: OleTx Multiplexing Protocol initialization as specified in [\[MS-CMP\]](#) section 3.1.3, initializes the MSDTC Connection Manager: OleTx Transports Protocol layer with additional parameters as specified in [\[MS-CMPO\]](#) section 3.2.3.

- The **Security Level** field ([\[MS-CMPO\]](#) [Local Partner State \(section 3.2.1.1\)](#)) is initialized with the **Security Level** value in Core Transaction Manager Facet.
- The **Minimum Level 3 Version Number** and **Maximum Level 3 Version Number** fields ([\[MS-CMPO\]](#) section 3.2.1.1) are initialized with the computed minimum and maximum protocol version values, as specified in [3.1.4.2](#).
- Compute a local name object by initializing the fields of the Name object (see [\[MS-CMPO\]](#) section 3.2.1.4) with following values:
  - **HostName:** The **HostName** field is initialized with the value of the ComputerName.NETBIOS element of the machine as specified in [\[MS-DISO\]](#) section 4.3.1.1.
  - **CID:** The CID field is initialized as follows:
    - Read the string value from the <MSDTC\_GUID> registry key as specified in [\[MS-CMOM\]](#) section 2.2.3.5, for the Description\Default value of "MSDTC" as specified in [\[MS-CMOM\]](#) section 2.2.3.5.1.
    - Convert the <MSTDC\_GUID> string to GUID as specified in [\[C706\]](#) Appendix A.
  - **Protocols:**
    - If the Allow Network Access flag is set to false:
      - The **Protocols** field is initialized to PROT\_LRPC flag as described in [\[MS-CMPO\]](#) [\(section 2.2.4\)](#).
    - Otherwise:
      - The Protocols field is initialized directly from the "ServiceNetworkProtocols" registry key as specified in [\[MS-CMOM\]](#) section 2.2.3.4.
- The computed local name object is used to initialize the **Local Name Object** field ([\[MS-CMPO\]](#) section 3.2.1.1).
- The protocol extension list MUST be populated with instances that are obtained from an implementation-specific source.
- If the protocol extension list is not empty, the Core Transaction Manager Facet MUST perform the following actions:
  - Query each protocol extension for its extended whereabouts information by using the **Whereabouts** and **Whereabouts Size** fields of the object.
  - Create an array of [STmToTmProtocol \(section 2.2.5.9\)](#) structures and assign it to the **Extended Whereabouts** field of the Core Transaction Manager Facet:
    - The array MUST contain an entry for each protocol extension that contributes extended whereabouts information.

- The **tmprotDescribed** field of each entry MUST be set to TmProtocolExtended, as specified in section [2.2.6.2](#).
- The **rgbTmProtocolData** field of each entry MUST contain an [SExtendedEndpointInfo](#) (section 2.2.5.8) structure.
- The **cbTmProtocolData** field of each entry MUST be set to the length, in bytes, of the **rgbTmProtocolData** field.
- Assign the size, in bytes, of the STmToTmProtocol array to the **Extended Whereabouts Size** field of the Core Transaction Manager Facet.
- Assign the number of protocol extensions that contribute extended whereabouts information to the STmToTmProtocol array to the **Extended Whereabouts Protocol Count** field of the Core Transaction Manager Facet.

### 3.2.3.1 Transaction Object Initialization

The [Core Transaction Manager Facet](#) MUST initialize each new transaction object that is created by the facet with the following default values:

- The **Root** field MUST default to false.
- The **Doomed** field MUST default to false.
- The **Attributes Set** field MUST default to false.
- The **Phase Zero Registered** field MUST be set to false.
- The **Single Phase Commit** field MUST default to false.
- The **State** MUST default to Idle.
- The **Isolation Level** field MUST default to Serializable.
- The **Isolation Flags** field MUST default to 0.
- The **Description** field MUST default to an empty string.
- The **GRFRM** field MUST default to 0.
- The Timeout value MUST [<26>](#) default to a value that is obtained in an implementation-specific manner.

### 3.2.3.2 Durable Log

The Core Transaction Manager Facet's Durable Log's size is configurable, and it is configured in an implementation-specific manner. [<27>](#)

### 3.2.3.3 Transaction Recovery

If the **Core Transaction Manager Facet.Durable Log** of the [Core Transaction Manager Facet](#) is not empty, it MUST perform the following actions:

- For each transaction object in the **Core Transaction Manager Facet.Durable Log** of the Core Transaction Manager Facet:

- Initialize the transaction object fields which are not durably stored with default values, as specified in [Transaction Object Initialization \(section 3.2.3.1\)](#).
- Copy the transaction object to the transaction table of the Core Transaction Manager Facet.  
[<28>](#)
- After all transactions in the **Core Transaction Manager Facet.Durable Log** are copied to the transaction table, start accepting new connections.
- For each transaction object in the transaction table of the Core Transaction Manager Facet:
  - If the transaction state is [In Doubt \(section 3.2.1.3.12\)](#):
    - Signal the [Recover In Doubt Transaction \(section 3.8.7.8\)](#) event on the transaction manager facet that is referenced by the transaction object's **Superior Enlistment** field with the value of the transaction object's **Superior Enlistment** field.
  - Otherwise:
    - Signal the [Notify Recovered Transaction Committed \(section 3.2.7.24\)](#) event on the Core Transaction Manager Facet with the transaction object.

### 3.2.4 Higher-Layer Triggered Events

None.

### 3.2.5 Processing Events and Sequencing Rules

### 3.2.6 Timer Events

#### 3.2.6.1 Transaction Timeout Timer

When this timer expires, the core transaction manager MUST perform the following actions:

- If the provided transaction object is in one of the following states, the core transaction manager MUST ignore the timer event:
  - [Phase One Complete](#)
  - [Single Phase Commit](#)
  - [Committing](#)
  - [Aborting](#)
  - [In Doubt](#)
  - [Failed to Notify](#)
  - [Ended](#)
- Otherwise, the core transaction manager MUST:
  - Signal the [Unilaterally Aborted](#) event on the transaction's superior enlistment's transaction manager facet with the Superior Enlistment object of the transaction.

- Signal the [Notify Aborted](#) event on the [Core Transaction Manager Facet](#) using the provided transaction object.

### 3.2.7 Other Local Events

The core transaction manager MUST be prepared to process the local events that are defined in the following sections.

If the [Core Transaction Manager Facet](#) supports the [CONNTYPE\\_TXUSER\\_PHASE0](#) connection type, this facet MUST be prepared to process local events that pertain to Phase Zero functionality. The following local events are affected:

- [Create Phase Zero Enlistment](#)
- [Register Phase Zero Success](#)
- [Register Phase Zero Failure](#)
- [Begin Phase Zero](#)
- [Enlistment Phase Zero Complete](#)
- [Unenlist Phase Zero Enlistment](#)

#### 3.2.7.1 Associate Transaction

The Associate Transaction event MUST be signaled with the following arguments:

- A transaction object
- A Name object representing the remote superior transaction manager

If the Associate Transaction event is signaled, the [Core Transaction Manager Facet \(section 1.3.3.3.1\)](#) MUST perform the following actions:

- If the **Core Transaction Manager Facet.Durable Log** is too full (section [3.2.3.2](#)) to accept the provided transaction object:
  - Signal the [Associate Transaction Failure \(section 3.4.7.1\)](#) event on the [Transaction Manager Communicating with an Application Facet \(section 1.3.3.3.2\)](#) with the following arguments:
    - The provided transaction object
    - The Log Full Local reason code
- Otherwise:
  - Signal the [Branch Transaction \(section 3.8.7.1\)](#) event on the [Subordinate Transaction Manager Facet \(section 1.3.3.3.5\)](#) with the following arguments:
    - The provided transaction object
    - The provided Name object

#### 3.2.7.2 Begin Commit

The Begin Commit event MUST be signaled with the following arguments:

- A transaction object

If the Begin Commit event is signaled, the [Core Transaction Manager Facet](#) MUST perform the following actions:

- Set the transaction state to [Committing \(section 3.2.1.3.10\)](#).
- If the **Phase Two Voter Enlistment list** of the transaction is not empty:
  - For each Enlistment object in the **Phase Two Voter Enlistment list** of the transaction:
    - Remove the Enlistment object from the **Phase Two Voter Enlistment list** of the transaction.
    - Signal the Begin Commit event (see sections [3.4.7.3](#), [3.6.7.1](#), and [3.7.7.1](#)) on the enlistment's transaction manager facet field with the Enlistment object.
- If the **Phase Two Enlistment list** of the transaction is not empty:
  - For each Enlistment object in the **Phase Two Enlistment list** of the transaction:
    - Signal the Begin Commit event (see sections [3.4.7.3](#), [3.6.7.1](#), and [3.7.7.1](#)) on the enlistment's transaction manager facet field with the Enlistment object.
- Otherwise, if the **Phase Two Enlistment list** of the transaction is empty:
  - Signal the [Commit Complete \(section 3.8.7.3\)](#) event on the transaction's superior enlistment's transaction manager facet with the transaction's Superior Enlistment object.
  - Signal the [Forget Transaction \(section 3.2.7.22\)](#) event on the Core Transaction Manager Facet with the provided transaction object.

### 3.2.7.3 Begin In Doubt

The Begin In Doubt event MUST be signaled with the following arguments:

- A transaction object

If the Begin In Doubt event is signaled, the [Core Transaction Manager Facet](#) MUST perform the following actions:

- For each Enlistment object in the [Phase Two](#) Voter Enlistment list of the transaction:
  - Signal the Begin In Doubt event (see sections [3.4.7.4](#) and [3.6.7.2](#)) on the Enlistment object's transaction manager facet with the Enlistment object.
- Signal the [Forget Transaction \(section 3.2.7.22\)](#) event on the Core Transaction Manager Facet with the provided transaction object.

### 3.2.7.4 Begin Phase One

The Begin Phase One event MUST be signaled with the following arguments:

- A transaction object
- A flag indicating whether the transaction SHOULD or MUST NOT attempt to perform a single-phase commit

If the Begin Phase One event is signaled, the [Core Transaction Manager Facet](#) MUST perform the following actions:

- Set the **Single Phase Commit** field of the transaction to the value of the provided Single Phase Commit flag (defined in section [3.2.1](#)).
- Signal the [Begin Voting \(section 3.2.7.7\)](#) event on the Core Transaction Manager Facet with the following argument:
  - The provided transaction object

### 3.2.7.5 Begin Phase Zero

The Begin Phase Zero event MUST be signaled with the following arguments:

- A transaction object

If the Begin Phase Zero event is signaled, the [Core Transaction Manager Facet](#) MUST perform the following actions:

- Set the transaction state to [Phase Zero \(section 3.2.1.3.3\)](#).
- Move each Enlistment object in the Next Phase Zero Wave Enlistment list of the transaction to the Phase Zero Enlistment list of the transaction.
- Set the Phase Zero Registered flag of the transaction object to false.
- If the Phase Zero Enlistment list of the transaction is not empty:
  - For each Enlistment object in the Phase Zero Enlistment list of the transaction:
    - Signal the Begin Phase Zero event (see sections [3.6.7.4](#) and [3.7.7.3](#)) on the Enlistment object's transaction manager facet with the Enlistment object.
- Otherwise:
  - Set the transaction state to [Phase Zero Complete \(section 3.2.1.3.4\)](#).
  - Signal the Phase Zero Complete event (see sections [3.4.7.14](#) and [3.8.7.6](#)) on the superior enlistment's transaction manager facet of the transaction with the following arguments:
    - The superior enlistment object of the transaction
    - The success outcome

### 3.2.7.6 Begin Rollback

The Begin Rollback event MUST be signaled with the following arguments:

- A transaction object.

If the Begin Rollback event is signaled, the [Core Transaction Manager Facet \(section 1.3.3.3.1\)](#) MUST perform the following actions:

- Signal the Rollback Complete event (see sections [3.4.7.18](#) and [3.8.7.10](#)) on the transaction's superior enlistment's transaction manager facet with the superior enlistment object of the transaction.

- Signal the [Notify Aborted \(section 3.2.7.23\)](#) event on the Core Transaction Manager Facet with the provided transaction object.

### 3.2.7.7 Begin Voting

The Begin Voting event MUST be signaled with the following arguments:

- A transaction object

If the Begin Voting event is signaled, the [Core Transaction Manager Facet \(section 1.3.3.3.1\)](#) MUST perform the following actions:

- Set the transaction state to [Voting \(section 3.2.1.3.5\)](#).
- If the [Phase One \(section 1.3.1.2\)](#) Voter Enlistment list of the transaction is empty:
  - Signal the [Voting Complete \(section 3.2.7.35\)](#) event on the Core Transaction Manager Facet (section 1.3.3.3.1) with the provided transaction object.
- Otherwise:
  - For each Enlistment object in the Phase One (section 1.3.1.2) Voter Enlistment list of the transaction:
    - Signal the Begin Voting event (see sections [3.4.7.6](#) and [3.6.7.6](#)) on the enlistment's transaction manager facet field with the Enlistment object.
  - If the Phase One (section 1.3.1.2) Enlistment list of the transaction contains more than one element, or if it contains one element and the Single Phase Commit flag (defined in section [3.2.1](#)) of the transaction is set to false:
    - For each Enlistment object in the Phase One (section 1.3.1.2) Enlistment list of the transaction:
      - Signal the Begin Phase One (see section [3.6.7.3](#) and section [3.7.7.2](#)) event on the enlistment's transaction manager facet field with the following argument:
        - The Enlistment object
        - The Single Phase Commit flag set to false

### 3.2.7.8 Branch Transaction Failure

The Branch Transaction Failure event MUST be signaled with the following arguments:

- An Enlistment object
- A value indicating the failure reason. The reason MUST be set to one of the following values:
  - Log Full Remote
  - No Mem Remote
  - Too Late
  - Too Many Remote
  - Tx Not Found

- Comm Failed

If the Branch Transaction Failure (section 3.2.7.8) event is signaled, the [Core Transaction Manager Facet \(section 1.3.3.3.1\)](#) MUST perform the following actions:

- Signal the [Associate Transaction Failure \(section 3.4.7.1\)](#) event on the Transaction Manager communicating with an application facet with the following arguments:
  - The provided transaction object
  - The provided reason code

### 3.2.7.9 Branch Transaction Success

The Branch Transaction Success event MUST be signaled with the following arguments:

- An Enlistment object.

If the Branch Transaction Success event is signaled, the [Core Transaction Manager Facet \(section 1.3.3.3.1\)](#) MUST perform the following actions:

- Add the transaction object of the enlistment to the transaction table of the Core Transaction Manager Facet (section 1.3.3.3.1).
- Set the superior enlistment of the transaction to the provided Enlistment object.
- Signal the [Associate Transaction Success \(section 3.4.7.2\)](#) event on the transaction manager communicating with an application facet with the transaction object of the enlistment.

### 3.2.7.10 Create Phase Zero Enlistment

The Create Phase Zero Enlistment event MUST be signaled with the following arguments:

- An Enlistment object

If the Create Phase Zero Enlistment event is signaled, the [Core Transaction Manager Facet \(section 1.3.3.3.1\)](#) MUST perform the following actions:

- If the transaction state of the transaction object referenced by the provided enlistment object is [Phase Zero \(section 3.2.1.3.3\)](#):
  - The Core Transaction Manager Facet (section 1.3.3.3.1) MUST:
    - Signal the [Create Phase Zero Enlistment Success](#) (see section [3.6.7.8](#) and section [3.7.7.6](#)) event on the Enlistment object's transaction manager facet with the provided Enlistment object.
    - Signal the [Begin Phase Zero](#) (see section [3.6.7.4](#) and section [3.7.7.3](#)) event on the provided Enlistment object's transaction manager facet with the provided Enlistment object.
- Otherwise, if the transaction state is [Active \(section 3.2.1.3.2\)](#) or [Phase Zero Complete \(section 3.2.1.3.4\)](#):
  - If the Next Phase Zero Wave Enlistment list of the transaction is empty:
    - Signal the [Register Phase Zero \(section 3.4.7.15\)](#) event on the transaction's superior enlistment's transaction manager facet with the transaction's superior Enlistment object.

- Otherwise, if the list is nonempty and the Phase Zero Registered flag of the transaction is true:
  - Signal the Create Phase Zero Enlistment Success (see section [3.6.7.8](#) and section [3.7.7.6](#)) event on the enlistment object's transaction manager facet with the Enlistment object.
  - Add the provided enlistment to the Next Phase Zero Wave Enlistment list of the transaction.
- Otherwise:
  - Signal the Create Phase Zero Enlistment Failure (see section [3.6.7.7](#) and section [3.7.7.5](#)) event on the Enlistment object's transaction manager facet field with the following arguments:
    - The provided Enlistment object
    - The Too Late reason code

### 3.2.7.11 Create Subordinate Enlistment

The Create Subordinate Enlistment event MUST be signaled with the following arguments:

- An Enlistment object

If the Create Subordinate Enlistment event is signaled, the [Core Transaction Manager Facet](#) MUST perform the following actions:

- If the state of the transaction object referenced by the provided Enlistment object is not [Active \(section 3.2.1.3.2\)](#) and not [Phase Zero \(section 3.2.1.3.3\)](#) and not [Phase Zero Complete \(section 3.2.1.3.4\)](#):
  - Signal the [Create Subordinate Enlistment Failure](#) (see sections [3.6.7.10](#) and [3.7.7.7](#)) event on the Enlistment object's Transaction Manager facet with the following arguments:
    - The provided Enlistment object
    - The Too Late reason code
- Otherwise, if the **Core Transaction Manager Facet.Durable Log** is too full to accept the transaction object referenced by the provided Enlistment object:
  - Signal the Create Subordinate Enlistment Failure (see sections [3.6.7.10](#) and [3.7.7.7](#)) event on the Enlistment object's Transaction Manager facet with the following arguments:
    - The provided Enlistment object
    - The Log Full reason code
- Otherwise, compute the number of Enlistment objects in the **Phase One Enlistment list** of the transaction object referenced by the provided Enlistment object whose **Transaction Manager Facet** field is set to **Superior Transaction Manager Facet** (section [3.2.1.4](#)).
- If this computed number of Enlistment objects is greater than or equal to an implementation-specific value that indicates the maximum allowed Transaction Manager Enlistments: [<29>](#)
  - Signal the Create Subordinate Enlistment Failure (see sections [3.6.7.10](#) and [3.7.7.7](#)) event on the Enlistment object's Transaction Manager facet with the following arguments:
    - The provided Enlistment object

- The Too Many reason code
- Otherwise:
  - Add the provided Enlistment object to the transaction's Phase One Enlistment list.
  - Signal the [Create Subordinate Enlistment Success](#) (see sections and [3.6.7.11](#) and [3.7.7.8](#)) event on the Enlistment object's Transaction Manager Facet with the provided Enlistment object.

### 3.2.7.12 Create Superior Enlistment

The Create Superior Enlistment event MUST be signaled with the following arguments:

- An Enlistment object

If the Create Superior Enlistment event is signaled, the Core Transaction Manager MUST perform the following actions:

- If the transaction referenced by the provided Enlistment object already exists in the transaction table:
  - Signal the [Create Superior Enlistment Failure \(section 3.8.7.5\)](#) event on the Transaction Manager facet referenced by the provided Enlistment object with the following arguments:
    - The provided Enlistment object
    - The Duplicate reason code
- Otherwise, if the **Core Transaction Manager Facet.Durable Log** is too full (section [3.2.3.2](#)) to accept the transaction object referenced by the provided Enlistment object:
  - Signal the Create Superior Enlistment Failure (section 3.8.7.5) event on the Enlistment object's transaction manager facet with the following arguments:
    - The provided Enlistment object
    - The Log Full reason code
- Otherwise:
  - Add the transaction object referenced by the provided Enlistment object to the transaction table, using the **Transaction Object.Identifier** field of the transaction object as the key.
  - Set the transaction's Superior Enlistment field to the provided Enlistment object.
  - Set transaction state to Active.
  - Set the transaction's Root flag to false.
  - Signal the [Create Superior Enlistment Success \(section 3.8.7.4\)](#) event on the transaction manager facet referenced by the provided Enlistment object with the provided Enlistment object.

### 3.2.7.13 Create Transaction

The Create Transaction event MUST be signaled with the following arguments:

- An Enlistment object

If the Create Transaction event is signaled, the Core Transaction Manager MUST perform the following actions:

- The Core Transaction Manager MUST:
  - Look for an existing entry in the transaction table, using the **Transaction Object.Identifier** field of the transaction object referenced by the provided Enlistment object as the key. [<30>](#)
  - If an entry exists:
    - Signal the [Create Transaction Failure \(section 3.4.7.7\)](#) event on the Transaction Manager facet referenced by the provided Enlistment object with the following arguments:
      - The provided transaction object
      - The Duplicate reason code
    - Cease processing the event
  - If the Core Transaction Manager does not have sufficient memory available to process the Create Transaction event:
    - Signal the Create Transaction Failure (section 3.4.7.7) event on the Transaction Manager facet referenced by the provided Enlistment object with the following arguments:
      - The provided transaction object
      - The No Mem reason code
    - Cease processing the event.
  - If the **Core Transaction Manager Facet.Durable Log** is too full (section [3.2.3.2](#)) to accept a new transaction:
    - Signal the Create Transaction Failure (section 3.4.7.7) event on the Transaction Manager facet referenced by the provided Enlistment object with the following arguments:
      - The provided transaction object
      - The Log Full reason code
    - Cease processing the event.
- Add the transaction object referenced by the provided Enlistment object to the transaction table, by using the **Transaction Object.Identifier** field of the transaction object as the key.
- Set the transaction's Superior Enlistment to the provided Enlistment object.
- Set the transaction's Root flag to true.
- Set the transaction's state to Active.
- Initialize the transaction Timeout timer with the following arguments:
  - The transaction object
  - The transaction object's Timeout value

- Signal the [Create Transaction Success \(section 3.4.7.8\)](#) event on the Transaction Manager facet referenced by the provided enlistment with the transaction object referenced by the provided Enlistment object.

### 3.2.7.14 Create Voter Enlistment

The Create Voter Enlistment event MUST be signaled with the following arguments:

- An Enlistment object

If the Create Voter Enlistment event is signaled, the [Core Transaction Manager Facet \(section 1.3.3.3.1\)](#) MUST perform the following actions:

- If the state of the transaction object referenced by the provided Enlistment object is not [Active \(section 3.2.1.3.2\)](#) and not [Phase Zero \(section 3.2.1.3.3\)](#) and not [Phase Zero Complete \(section 3.2.1.3.4\)](#):
  - Signal the Create Voter Enlistment Failure (see section [3.4.7.9](#) and section [3.6.7.12](#)) event on the Enlistment object's Transaction Manager facet with the following arguments:
    - The Enlistment object
    - The Too Late reason code
- Otherwise:
  - Add the provided Enlistment to the transaction's Phase One Voter Enlistment list.
  - Signal the Create Voter Enlistment Success (see section [3.4.7.10](#) and section [3.6.7.13](#)) event on the Enlistment object's Transaction Manager facet with the provided Enlistment object.

### 3.2.7.15 Enlistment Commit Complete

The Enlistment Commit Complete event MUST be signaled with an Enlistment object.

If the Enlistment Commit Complete event is signaled, the [Core Transaction Manager Facet \(section 1.3.3.3.1\)](#) MUST perform the following actions:

- Remove the enlistment from the transaction's Phase Two Enlistment list.
- If the Phase Two Enlistment list of the transaction object referenced by the provided Enlistment object is now empty:
  - If the transaction's Single Phase Commit flag (defined in section [3.2.1](#)) is false and the transaction state is not [Failed to Notify \(section 3.2.1.3.13\)](#):
    - Signal the [Commit Complete \(section 3.8.7.3\)](#) event on the transaction's Superior Enlistment's Transaction Manager facet with the transaction's Superior Enlistment object.
  - Signal the [Forget Transaction \(section 3.2.7.22\)](#) event on the Core Transaction Manager Facet (section 1.3.3.3.1) with the transaction object of the Enlistment.

### 3.2.7.16 Enlistment Phase One Complete

The Enlistment Phase One Complete event MUST be signaled with the following arguments:

- An Enlistment object.

- A value indicating the enlistment's outcome for [Phase One \(section 1.3.1.2\)](#). This value MUST be set to one of the following values:
  - Committed
  - Aborted
  - In Doubt
  - Read Only
  - Prepared

If the Enlistment Phase One Complete event is signaled, the [Core Transaction Manager Facet \(section 1.3.3.3.1\)](#) MUST perform the following actions:

- If the transaction's Doomed flag is set to true or the transaction state is [Aborting \(section 3.2.1.3.11\)](#), the Core Transaction Manager Facet (section 1.3.3.3.1) MUST ignore the signal.
- Otherwise:
  - Remove the enlistment from the transaction's Phase One Enlistment list.
  - If the transaction state is [Single Phase Commit \(section 3.2.1.3.9\)](#):
    - If the enlistment's Phase One outcome is Committed:
      - Set the Transaction's state to [Phase One Complete \(section 3.2.1.3.8\)](#).
      - Signal the [Phase One Complete \(section 3.4.7.13\)](#) event on the transaction's Superior Enlistment's Transaction Manager facet with the following arguments:
        - The transaction's Superior Enlistment object
        - The Committed outcome
      - Signal the [Begin Commit \(section 3.2.7.2\)](#) event on the Core Transaction Manager Facet with the provided transaction object.
      - Cease processing the event.
    - Otherwise, if the Enlistment's Phase One outcome is Read Only:
      - Signal the Phase One Complete event on the Transaction Manager Facet of the transaction's Superior Enlistment with the following arguments:
        - The transaction's Superior Enlistment object
        - The Read Only outcome
      - Signal the [Forget Transaction \(section 3.2.7.22\)](#) event on the Core Transaction Manager Facet with the provided transaction object.
    - Otherwise, if the enlistment's Phase One outcome is [In Doubt \(section 3.2.1.3.12\)](#):
      - Set the Transaction's state to Phase One Complete.
      - Signal the Phase One Complete event on the transaction's Superior Enlistment's Transaction Manager facet with the following arguments:

- The transaction's Superior Enlistment object
- The In Doubt outcome
- Signal the [Begin In Doubt \(section 3.2.7.3\)](#) event on the Core Transaction Manager Facet with the provided transaction object.
- Cease processing the event.
- If the transaction state is Phase One or Single Phase Commit:
  - If the enlistment's Phase One outcome is Aborted:
    - Set the transaction's Doomed flag to true.
    - Signal the Phase One Complete event on the transaction's Superior Enlistment's Transaction Manager facet with the following arguments:
      - The transaction's Superior Enlistment object
      - The Aborted outcome
    - Signal the [Notify Aborted \(section 3.2.7.23\)](#) event on the Core Transaction Manager Facet with the provided transaction object.
    - Cease processing the event.
  - Otherwise, if the Enlistment's Phase One outcome is Prepared:
    - Add the Enlistment to the transaction's Phase Two Enlistment list.
    - Set the transaction's state to Phase One Complete.
- If both the transaction's Phase One Voter Enlistment list and Phase One Enlistment list are now empty:
  - Signal the [Phase One Completed \(section 3.2.7.25\)](#) event on the Core Transaction Manager Facet (section 1.3.3.3.1) with the provided transaction object.

### 3.2.7.17 Enlistment Phase Zero Complete

The Enlistment Phase Zero Complete event MUST be signaled with the following arguments:

- An Enlistment object.
- A value indicating the enlistment's outcome for [Phase Zero \(section 1.3.1.1\)](#). This value MUST be set to one of the following values:
  - Completed
  - Aborted

If the Enlistment Phase Zero Complete event is signaled, the [Core Transaction Manager Facet \(section 1.3.3.3.1\)](#) MUST perform the following actions:

- Remove the enlistment from the transaction's Phase Zero Enlistments list.
- If the enlistment's Phase Zero outcome is Aborted:

- Set the transaction's Doomed flag to true.
- If the transaction's Phase Zero Enlistments list is now empty:
  - Set the Transaction's state to [Phase Zero Complete \(section 3.2.1.3.4\)](#).
- If the transaction's Doomed flag is set to true:
  - Signal the [Phase Zero Complete \(section 3.8.7.6\)](#) event on the transaction's Superior Enlistment's Transaction Manager facet with the following arguments:
    - The transaction's Superior Enlistment object
    - The Failure outcome
  - Signal the [Notify Aborted \(section 3.2.7.23\)](#) event on the Core Transaction Manager Facet with the provided transaction object.
- Otherwise:
  - If the transaction's Root flag is true:
    - If the transaction's Next Phase Zero Wave Enlistment list is not empty:
      - Set the Transaction's State to [Active \(section 3.2.1.3.2\)](#).
      - Signal the [Begin Phase Zero \(section 3.2.7.5\)](#) event on the Core Transaction Manager Facet with the provided Enlistment's transaction object.
    - Otherwise:
      - Signal the Phase Zero Complete event on the transaction's Superior Enlistment's Transaction Manager facet with the following arguments:
        - The transaction's Superior Enlistment object
        - The Success outcome
  - Otherwise, if the transaction's Root flag is false:
    - If the transaction's Next Phase Zero Wave Enlistment list is not empty:
      - Set the transaction's state to Active.
    - Signal the Phase Zero Complete event on the transaction's Superior Enlistment's Transaction Manager facet with the following arguments:
      - The transaction's Superior Enlistment object
      - The Success outcome

### 3.2.7.18 Enlistment Rollback Complete

The Enlistment Rollback Complete event MUST be signaled with an Enlistment object.

If the Enlistment Rollback Complete event is signaled, the [Core Transaction Manager Facet \(section 1.3.3.3.1\)](#) MUST perform the following actions:

- Remove the Enlistment from the transaction's Phase Two Enlistment list.

- If the transaction's Phase Two Enlistment list is now empty:
  - Signal the [Forget Transaction \(section 3.2.7.22\)](#) event on the Core Transaction Manager Facet (section 1.3.3.3.1) with the Enlistment's transaction object.

### 3.2.7.19 Enlistment Unilaterally Aborted

The Enlistment Unilaterally Aborted event MUST be signaled with the following arguments:

- An Enlistment object

If the Enlistment Unilaterally Aborted event is signaled, the [Core Transaction Manager Facet \(section 1.3.3.3.1\)](#) MUST perform the following actions:

- If the transaction state is [Active \(section 3.2.1.3.2\)](#), [Phase Zero \(section 3.2.1.3.3\)](#), [Phase Zero Complete \(section 3.2.1.3.4\)](#), [Voting \(section 3.2.1.3.5\)](#), [Voting Complete \(section 3.2.1.3.6\)](#) or [Phase One \(section 3.2.1.3.7\)](#):
  - Remove the provided Enlistment object from any of the following transaction lists in which it is present:
    - Next Phase Zero Wave Enlistment list
    - Phase Zero Enlistment list
    - Phase One Enlistment list
    - Phase One Voter Enlistment list
  - If the transaction state is Phase Zero (section 3.2.1.3.3):
    - Signal the Phase Zero Complete (see sections [3.4.7.14](#) and [3.8.7.6](#)) event on the transaction's Superior Enlistment's Transaction Manager Facet with the following arguments:
      - The transaction's Superior Enlistment object
      - The Failure outcome
  - Otherwise, if the transaction state is Voting (section 3.2.1.3.5) or Phase One (section 3.2.1.3.7):
    - Signal the Phase One Complete (see sections [3.4.7.13](#) and [3.8.7.7](#)) event on the transaction's Superior Enlistment's Transaction Manager facet with the following arguments:
      - The transaction's Superior Enlistment object
      - The Aborted outcome
- Otherwise:
  - Signal the Unilaterally Aborted (see sections [3.4.7.23](#) and [3.8.7.11](#)) event on the transaction's Superior Enlistment's Transaction Manager facet with the transaction's Superior Enlistment object.

- Signal the [Notify Aborted \(section 3.2.7.23\)](#) event on the Core Transaction Manager Facet (section 1.3.3.3.1) with the transaction object referenced by the **Transaction** field of the provided **Enlistment** object.
- Otherwise, ignore the event.

### 3.2.7.20 Enlistment Vote Complete

The Enlistment Vote Complete event MUST be signaled with the following arguments:

- An Enlistment object.
- A value indicating the Enlistment's vote. This value MUST be set to one of the following values:
  - Read Only
  - Prepared
  - Aborted

If the Enlistment Vote Complete event is signaled, the [Core Transaction Manager Facet \(section 1.3.3.3.1\)](#) MUST perform the following actions:

- If the transaction's Doomed flag is set to true, the Core Transaction Manager Facet MUST cease processing the event.
- Otherwise:
  - If the Enlistment's Vote outcome is Aborted:
    - Set the transaction's Doomed flag to true.
    - Remove the Enlistment from the transaction's [Phase One \(section 1.3.1.2\)](#) Voter Enlistment list.
    - Signal the [Phase One Completed](#) event (section 3.2.7.25) on the transaction's Superior Enlistment's Transaction Manager facet with the following arguments:
      - The transaction's Superior Enlistment object.
      - The Aborted outcome.
    - Signal the [Notify Aborted \(section 3.2.7.23\)](#) event on the Core Transaction Manager Facet (section 1.3.3.3.1) with the provided transaction object.
  - Otherwise:
    - If the enlistment's Vote outcome is Read Only:
      - Remove the Enlistment from the transaction's Phase One Voter Enlistment list.
    - Otherwise:
      - Move the Enlistment from the transaction's Phase One Voter Enlistment list to the transaction's [Phase Two \(section 1.3.1.3\)](#) Voter Enlistment list.
    - If the transaction's Phase One Voter Enlistment list is now empty:
      - If the transaction state is [Voting \(section 3.2.1.3.5\)](#):

- Signal the [Voting Complete \(section 3.2.7.35\)](#) event on the Core Transaction Manager Facet (section 1.3.3.3.1) with the provided transaction object.
- Otherwise, if the transaction state is [Phase One \(section 3.2.1.3.7\)](#):
  - If both the transaction's Phase One Voter Enlistment list and Phase One Enlistment list are now empty:
    - Signal the Phase One Completed (section 3.2.7.25) event on the Core Transaction Manager Facet (section 1.3.3.3.1) with the provided transaction object.

### 3.2.7.21 Export Transaction

The Export Transaction event MUST be signaled with the following arguments:

- A Transaction object
- A Name object representing the remote subordinate transaction manager

If the Export Transaction event is signaled, the [Core Transaction Manager Facet \(section 1.3.3.3.1\)](#) MUST perform the following actions:

- If the transaction state is not [Active \(section 3.2.1.3.2\)](#), or [Phase Zero \(section 3.2.1.3.3\)](#), or [Phase Zero Complete \(section 3.2.1.3.4\)](#):
  - Signal the [Export Transaction Failure \(section 3.4.7.11\)](#) event on the Transaction Manager communicating with an Application facet with the following arguments:
    - The provided Transaction object.
    - The Too Late reason code.
- Otherwise, if the **Core Transaction Manager Facet.Durable Log** is too full (section [3.2.3.2](#)) to accept the provided Transaction object:
  - Signal the Export Transaction Failure event on the Transaction Manager Communicating with an Application facet with the following arguments:
    - The provided Transaction object.
    - The Log Full reason code.
- Otherwise:
  - Compute the number of Enlistment objects in the transaction's [Phase One](#) Enlistment list whose Transaction Manager Facet field is the superior transaction manager.
  - If that number is equal to an implementation-specific value that indicates the maximum allowed Transaction Manager enlistments: [<31>](#)
    - Signal the Export Transaction Failure event on the Transaction Manager communicating with an Application facet with the following arguments:
      - The provided Transaction object
      - The Too Many reason code
- Otherwise:

- Signal the [Propagate Transaction \(section 3.7.7.10\)](#) event on the Superior Transaction Manager facet with the following arguments:
  - The provided Transaction object.
  - The provided Name object

### 3.2.7.22 Forget Transaction

The Forget Transaction event MUST be signaled with the following arguments:

- A Transaction object

If the Forget Transaction event is signaled, the [Core Transaction Manager Facet \(section 1.3.3.3.1\)](#) MUST perform the following actions:

- Remove the provided transaction object from the transaction table.
- If the transaction was added to the **Core Transaction Manager Facet.Durable Log** of the Core Transaction Manager Facet (section 1.3.3.3.1):
  - Remove the transaction from the **Core Transaction Manager Facet.Durable Log**.
- Set the Transaction's state to Ended.

### 3.2.7.23 Notify Aborted

The Notify Aborted event MUST be signaled with the following arguments:

- A Transaction object

If the Notify Aborted event is signaled, the [Core Transaction Manager Facet \(section 1.3.3.3.1\)](#) MUST perform the following actions:

- Set the Transaction's state to [Aborting \(section 3.2.1.3.11\)](#).
- Move each Enlistment object in the Transaction's **Next Phase Zero Wave Enlistment list** to the transaction's Phase Zero Enlistment list.
- For each Enlistment object in the Transaction's Phase Zero Enlistment list:
  - Signal the Phase Zero Aborted event (see sections [3.6.7.14](#) and [3.7.7.9](#)) on the Enlistment's Transaction Manager facet field with the Enlistment object.
- Move each Enlistment object in the transaction's [Phase One \(section 1.3.1.2\)](#) Voter Enlistment list to the transaction's [Phase Two \(section 1.3.1.3\)](#) Voter Enlistment list
- For each Enlistment object in the transaction's Phase Two Voter Enlistment list:
  - Signal the Begin Rollback event (sections [3.4.7.5](#), [3.6.7.5](#) and [3.7.7.4](#)) on the Enlistment's Transaction Manager facet field with the Enlistment object.
- Move each Enlistment object in the transaction's Phase One Enlistment list to the transaction's Phase Two Enlistment list.
- If the transaction's Phase Two Enlistment list is not empty:
  - For each Enlistment object in the transaction's Phase Two Enlistment list:

- Signal the Begin Rollback event (sections [3.4.7.5](#), [3.6.7.5](#) and [3.7.7.4](#)) on the enlistment's Transaction Manager facet field with the Enlistment object.
- Otherwise, if the transaction's Phase Two Enlistment list is empty:
  - Signal the [Forget Transaction \(section 3.2.7.22\)](#) event on the Core Transaction Manager Facet (section 1.3.3.3.1) with the provided Transaction object.

### 3.2.7.24 Notify Recovered Transaction Committed

The Notify Recovered Transaction Committed event MUST be signaled with the following arguments:

- A Transaction object

If the Notify Recovered Transaction Committed event is signaled, the [Core Transaction Manager Facet \(section 1.3.3.3.1\)](#) MUST perform the following actions:

- Set the transaction's state to [Failed to Notify \(section 3.2.1.3.13\)](#).
- If the Phase Two Enlistment list of the transaction is not empty:
  - For each Enlistment object in the Phase Two Enlistment list of the transaction:
    - Signal the [Begin Commit](#) event (see sections [3.4.7.3](#), [3.6.7.1](#), and [3.7.7.1](#)) on the enlistment's transaction manager facet field with the Enlistment object.
- Otherwise:
  - Signal the [Forget Transaction \(section 3.2.7.22\)](#) event on the Core Transaction Manager Facet with the provided Transaction object.

### 3.2.7.25 Phase One Completed

The Phase One Completed event MUST be signaled by using the following arguments:

- A transaction object

If the Phase One Completed event is signaled, the Core Transaction Manager MUST perform the following actions:

- Set the state of the transaction to [Phase One Complete \(section 3.2.1.3.8\)](#).
- If both the transaction's Phase Two Enlistment list and the transaction's [Phase Two \(section 1.3.1.3\)](#) Voter Enlistment list are empty:
  - Signal the Phase One Complete (see sections [3.4.7.13](#) and [3.8.7.7](#)) event on the transaction's Superior Enlistment's Transaction Manager facet with the following arguments:
    - The transaction's Superior Enlistment object
    - The Read Only outcome
  - Signal the [Forget Transaction \(section 3.2.7.22\)](#) event on the [Core Transaction Manager Facet's \(section 1.3.3.3.1\)](#) with the provided Transaction object.
- If the Single Phase Commit flag (defined in section [3.2.1](#)) of the transaction is set to true:
  - Set the transaction state to [Failed to Notify \(section 3.2.1.3.13\)](#).

- Save the transaction to the **Core Transaction Manager Facet.Durable Log** of the Core Transaction Manager.
- Signal the Phase One Complete event on the Transaction Manager facet of the transaction's Superior Enlistment using the following arguments:
  - The Superior Enlistment object of the transaction.
  - The Committed outcome.
- Set the transaction state to Phase One Complete.
- Signal the [Begin Commit \(section 3.2.7.2\)](#) event on the Core Transaction Manager Facet's with the provided Transaction object.
- Otherwise, if the Single Phase Commit flag of the transaction is set to false:
  - Set the transaction state to [In Doubt \(section 3.2.1.3.12\)](#).
  - Save the transaction to the **Core Transaction Manager Facet.Durable Log** of the Core Transaction Manager.
  - Set the transaction state to Phase One Complete.
  - Signal the Phase One Complete event on the Superior Enlistment of the transaction Transaction Manager Facet using the following arguments:
    - The Superior Enlistment object of the transaction
    - The Prepared outcome

### 3.2.7.26 Propagate Transaction Failure

The Propagate Transaction Failure event MUST be signaled with the following arguments:

- An Enlistment object.
- A value indicating the failure reason. The reason MUST be set to one of the following values:
  - No Mem
  - Log Full
  - Duplicate
  - Comm Failed

If the Propagate Transaction Failure event is signaled, the [Core Transaction Manager Facet \(section 1.3.3.3.1\)](#) MUST perform the following actions:

- If the provided failure reason code is Duplicate:
  - Signal the [Export Transaction Success \(section 3.4.7.12\)](#) event on the transaction manager communicating with an application facet with the enlistment Transaction object.
- Otherwise:
  - Signal the [Export Transaction Failure \(section 3.4.7.11\)](#) event on the transaction manager communicating with an application facet with the following arguments:

- The Transaction object referenced by the provided Enlistment object
- The provided reason code

### 3.2.7.27 Propagate Transaction Success

The Propagate Transaction Success event MUST be signaled with the following arguments:

- An Enlistment object

If the Propagate Transaction Success event is signaled, the [Core Transaction Manager Facet \(section 1.3.3.3.1\)](#) MUST perform the following actions:

- If the Enlistment's transaction is not [Active \(section 3.2.1.3.2\)](#), [Phase Zero \(section 3.2.1.3.3\)](#), or [Phase Zero Complete \(section 3.2.1.3.4\)](#):
  - Signal the [Export Transaction Failure \(section 3.4.7.11\)](#) event on the Transaction Manager communicating with an Application facet with the following arguments:
    - The Transaction object referenced by the provided Enlistment object
    - The Too Late reason code
- Otherwise:
  - Add the Enlistment object to the transaction's Phase One Enlistment list.
  - Signal the [Export Transaction Success \(section 3.4.7.12\)](#) event on the Transaction Manager communicating with an Application facet with the Enlistment's Transaction object.

### 3.2.7.28 Register Phase Zero Failure

The Register Phase Zero Failure event MUST be signaled with the following arguments:

- An Enlistment object.
- A value indicating the failure reason. The reason MUST be set to one of the following values:
  - Too Late
  - Tx Not Found

If the Register Phase Zero Failure event is signaled, the Core Transaction Manager MUST perform the following actions:

- For each Enlistment object in the transaction's Next Phase Zero Wave Enlistment list:
  - Signal the [Create Phase Zero Enlistment Failure](#) event (see sections [3.6.7.7](#) and [3.7.7.5](#)) on the Enlistment object's Transaction Manager facet with the following arguments:
    - The Enlistment object
    - The provided reason code
  - Remove the Enlistment object from the list.

### 3.2.7.29 Register Phase Zero Success

The Register Phase Zero Success event MUST be signaled with the following arguments:

- An Enlistment object

If the Register Phase Zero Success event is signaled, the Core Transaction Manager MUST perform the following actions:

- For each Enlistment object in the transaction's Next Phase Zero Wave Enlistment list:
  - Signal the [Create Phase Zero Enlistment Success](#) event (see sections [3.6.7.8](#) and [3.7.7.6](#)) on the Enlistment object's Transaction Manager facet with the Enlistment object.
- Set the Phase Zero Registered flag of the Transaction object referenced by the Enlistment to true.

### 3.2.7.30 Resolve Transaction

The Resolve Transaction event MUST be signaled with the following arguments:

- A Transaction object.
- A value indicating the desired Resolve Transaction outcome. This value MUST be set to one of the following values:
  - Committed
  - Aborted
  - Forgotten

If the Resolve Transaction event is signaled, the [Core Transaction Manager Facet \(section 1.3.3.3.1\)](#) MUST perform the following actions:

- If the provided Resolve Transaction outcome is Committed or Aborted:
  - If the transaction state is not [In Doubt \(section 3.2.1.3.12\)](#):
    - Signal the [Resolve Transaction Complete \(section 3.4.7.16\)](#) event on the Transaction Manager communicating with an Application facet, with the following arguments:
      - The provided Transaction object
      - The Not Prepared result
  - Otherwise:
    - If the provided Resolve Transaction outcome is Committed:
      - Signal the [Notify Recovered Transaction Committed \(section 3.2.7.24\)](#) event on the Core Transaction Manager Facet (section 1.3.3.3.1) with the provided Transaction object.
      - Signal the Resolve Transaction Complete (section 3.4.7.16) event on the Transaction Manager communicating with an Application facet with the following arguments:
        - The provided Transaction object
        - The Committed result

- Otherwise, if the provided Resolve Transaction outcome is Aborted:
  - Signal the [Notify Aborted \(section 3.2.7.23\)](#) event on the Core Transaction Manager Facet (section 1.3.3.3.1) with the provided Transaction object.
  - Signal the Resolve Transaction Complete (section 3.4.7.16) event on the Transaction Manager communicating with an Application facet with the following arguments:
    - The provided Transaction object
    - The Aborted result
- Otherwise:
  - If the transaction state is not [Failed to Notify \(section 3.2.1.3.13\)](#):
    - Signal the Resolve Transaction Complete (section 3.4.7.16) event on the Transaction Manager communicating with an Application facet with the following arguments:
      - The provided Transaction object
      - The Not Committed result
  - Otherwise:
    - Set the state of the connection object referenced by each Enlistment object in the transaction's Phase Two Enlistment list to Ended.
    - Signal the [Forget Transaction \(section 3.2.7.22\)](#) event on the Core Transaction Manager Facet (section 1.3.3.3.1) with the provided Transaction object.
    - Signal the Resolve Transaction Complete (section 3.4.7.16) event on the Transaction Manager communicating with an Application facet, with the following arguments:
      - The provided Transaction object
      - The Forgotten result

### 3.2.7.31 Set Transaction Attributes

The Set Transaction Attributes event MUST be signaled with the following arguments:

- A transaction object.
- A value indicating the transaction's Isolation Level. The value MUST be one of the isolation level values specified in section [2.2.6.9](#).
- A value indicating the transaction's Isolation flags. The value MUST be one of the valid isolation flag values specified in section [2.2.6.8](#)
- A string indicating an implementation-specific description of the transaction.

If the Set Transaction Attributes event is signaled, the Core Transaction Manager MUST perform the following actions:

- If the transaction state is not Active:

- Signal the [Set Transaction Attributes Failure \(section 3.4.7.19\)](#) event on the Transaction Manager communicating with an Application Facet with the Transaction object.
- Otherwise
  - If the transaction object's Attributes Set flag is set to false:
    - Set the transaction object's **Isolation Level** field with the Isolation Level argument.
    - Set the transaction object's **Isolation Flags** field with the Isolation Flags argument.
    - Set the transaction object's **Description** field with the Description Argument.
    - Set the transaction object's Attributes Set flag to true.
  - Signal the [Set Transaction Attributes Success \(section 3.4.7.20\)](#) event on the Transaction Manager communicating with an Application facet with the transaction object.

### 3.2.7.32 Set Transaction Timeout

The Set Transaction Timeout event MUST be signaled with the following arguments:

- A transaction object
- A time span

If the Set Transaction Timeout event is signaled, the [Core Transaction Manager Facet \(section 1.3.3.3.1\)](#) MUST perform the following actions:

- If the transaction state is not **Active**:
  - Signal the [Set Transaction Timeout Failure \(section 3.4.7.21\)](#) event on the Transaction Manager communicating with an Application facet with the provided transaction object.
- Otherwise:
  - Cancel the [Transaction Timeout Timer \(section 3.2.2.1\)](#).
  - Set the transaction **Timeout** field to the provided value.
  - Update the transaction timer's timeout value to the provided timespan value.
  - Signal the [Set Transaction Timeout Success \(section 3.4.7.22\)](#) event on the Transaction Manager communicating with an Application facet with the transaction object.

### 3.2.7.33 Request Transaction Outcome

Request Transaction Outcome MUST be signaled with the following arguments:

- An Enlistment object

If the Request Transaction Outcome event is signaled, the core transaction manager MUST perform the following actions:

- If the state of the Transaction object referenced by the provided Enlistment object is [Committing \(section 3.2.1.3.10\)](#) or [Failed to Notify \(section 3.2.1.3.13\)](#):

- Signal the [Begin Commit \(section 3.6.7.1\)](#) event on the provided Enlistment object's Transaction Manager facet with the provided Enlistment object.
- Otherwise, if the provided enlistment's transaction state is [Aborting \(section 3.2.1.3.11\)](#) or [Ended \(section 3.2.1.3.14\)](#):
  - Signal the [Begin Rollback \(section 3.6.7.5\)](#) event on the provided Enlistment object's Transaction Manager facet with the provided Enlistment object.
- Otherwise, ignore the event.

### 3.2.7.34 Unenlist Phase Zero Enlistment

The Unenlist Phase Zero Enlistment event MUST be signaled with the following arguments:

- An Enlistment object

If the Unenlist Phase Zero Enlistment event is signaled, the core transaction manager MUST perform the following actions:

- If the provided Enlistment object is a member of the transaction's next Phase Zero Wave Enlistment list:
  - Remove the Enlistment object from the list.
- Otherwise, if the provided Enlistment object is a member of the transaction's Phase Zero Enlistment list:
  - Remove the Enlistment object from the list.

### 3.2.7.35 Voting Complete

The Voting Complete event MUST be signaled by using the following arguments:

- A Transaction object

If the Voting Complete event is signaled, the [Core Transaction Manager Facet \(section 1.3.3.3.1\)](#) MUST perform the following actions:

- Set the transaction state to Voting Complete.
- If the Phase One Enlistment list of the transaction is empty:
  - If the [Phase Two \(section 1.3.1.3\)](#) Voter Enlistment list of the transaction is empty:
    - Signal the [Phase One Completed](#) event (section 3.2.7.25) on the transaction's Superior Enlistment's Transaction Manager facet using the following arguments:
      - The Superior Enlistment that is referenced by the provided Transaction object
      - The Read Only outcome
    - Set the transaction State to [Ended \(section 3.2.1.3.14\)](#).
  - Otherwise:
    - If the transaction's Single Phase Commit flag (defined in section 3.2.1) is set to true:

- Signal the [Phase One Complete](#) event on the transaction's Superior Enlistment's Transaction Manager facet with the following arguments:
  - The Superior Enlistment referenced by the provided Transaction object
  - The Committed outcome
- Set the Transaction's State to Phase One Complete.
- Signal the [Begin Commit \(section 3.2.7.2\)](#) event on the Core Transaction Manager with the provided Transaction object.
- Otherwise:
  - Set the Transaction's state to Phase One Complete.
  - Signal the Phase One Complete event on the transaction's Superior Enlistment's Transaction Manager facet with the following arguments:
    - The Superior Enlistment referenced by the provided Transaction object
    - The Prepared outcome
- Otherwise, if the transaction's Single Phase Commit flag is set to true and the transaction's Phase One Enlistment list contains one element:
  - Set the Transaction's state to Single Phase Commit.
  - Signal the Begin Phase One event (see the Resource Manager and Superior Transaction Manager Begin Phase One events in sections [3.6.7.3](#) and [3.7.7.2](#), respectively) on the enlistment's **Transaction Manager Facet** field with the following arguments:
    - The Enlistment object
    - The Single Phase Commit flag set to true
- Otherwise:
  - Set the Transaction's State to [Phase One](#).
  - For each Enlistment object in the transaction's Phase One Enlistment list:
    - Signal the Begin Phase One event (see the Resource Manager and Superior Transaction Manager **Begin Phase One** events in sections [3.6.7.3](#) and [3.7.7.2](#), respectively) on the enlistment's **Transaction Manager Facet** field with the following arguments:
      - The Enlistment object
      - The Single Phase Commit flag set to false

### 3.3 Application Details

#### 3.3.1 Abstract Data Model

This section describes a conceptual model of possible data organization that an implementation maintains to participate in this protocol. The described organization is provided to facilitate the explanation of how the protocol behaves. This document does not mandate that implementations

adhere to this model as long as their external behavior is consistent with the behavior that is described in this document.

An application MUST maintain all the data elements that are specified in section [3.1.1](#).

An application MUST extend the definition of a transaction object to include the following data elements:

- **Root:** A flag set to true if the application is the beginner of the transaction; otherwise, to false.

An application MUST also maintain the following data elements:

- **Transaction Manager Name:** A Name object that identifies the transaction manager that is associated with the application.

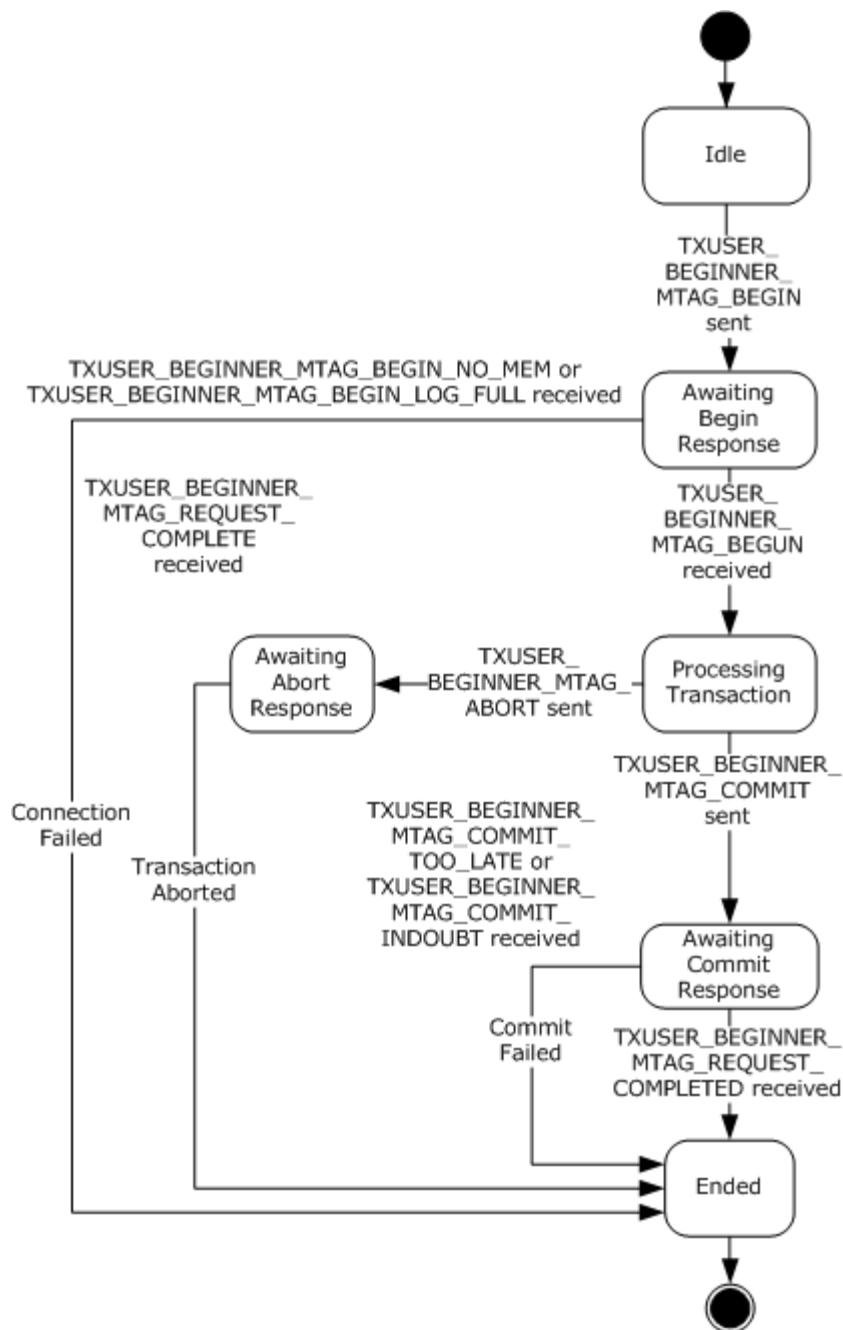
An application MUST provide the states that are defined in the following sections for its supported connection types. Section [2.2.1.1.1](#) defines the connection types that an application MUST provide for each supported protocol version.

### **3.3.1.1 CONNTYPE\_TXUSER\_BEGINNER Initiator States**

The application MUST act as an initiator for the [CONNTYPE\\_TXUSER\\_BEGINNER \(section 2.2.8.1.1\)](#) connection type. In this role, the application MUST provide support for the following states:

- Idle
- Awaiting Begin Response
- Processing Transaction
- Awaiting Commit Response
- Awaiting Abort Response
- Ended

The following figure shows the relationship between the CONNTYPE\_TXUSER\_BEGINNER initiator states.



**Figure 14: CONNTYPE\_TXUSER\_BEGINNER initiator states**

### 3.3.1.1.1 Idle

This is the initial state. The following event is processed in this state:

- [Beginning a Transaction Using CONNTYPE\\_TXUSER\\_BEGINNER \(section 3.3.4.1.2\)](#)

#### 3.3.1.1.2 Awaiting Begin Response

The following events are processed in this state:

- [Receiving a TXUSER BEGINNER MTAG BEGUN Message \(section 3.3.5.1.1.1\)](#)
- [Receiving a TXUSER BEGINNER MTAG BEGIN NO MEM or TXUSER BEGINNER MTAG BEGIN LOG FULL Message \(section 3.3.5.1.1.2\)](#)

#### 3.3.1.1.3 Processing Transaction

The following events are processed in this state:

- [Initiating Transaction Commit \(section 3.3.4.8\)](#)
- [Initiating Transaction Rollback \(section 3.3.4.9\)](#)

#### 3.3.1.1.4 Awaiting Commit Response

The following events are processed in this state:

- [Receiving a TXUSER BEGINNER MTAG REQUEST COMPLETED Message \(section 3.3.5.1.1.3\)](#)
- [Receiving a TXUSER BEGINNER MTAG COMMIT TOO LATE Message \(section 3.3.5.1.1.4\)](#)
- [Receiving a TXUSER BEGINNER MTAG COMMIT INDOUBT Message \(section 3.3.5.1.1.5\)](#)

#### 3.3.1.1.5 Awaiting Abort Response

The following event is processed in this state:

- [Receiving a TXUSER BEGINNER MTAG REQUEST COMPLETED Message \(section 3.3.5.1.1.3\)](#)

#### 3.3.1.1.6 Ended

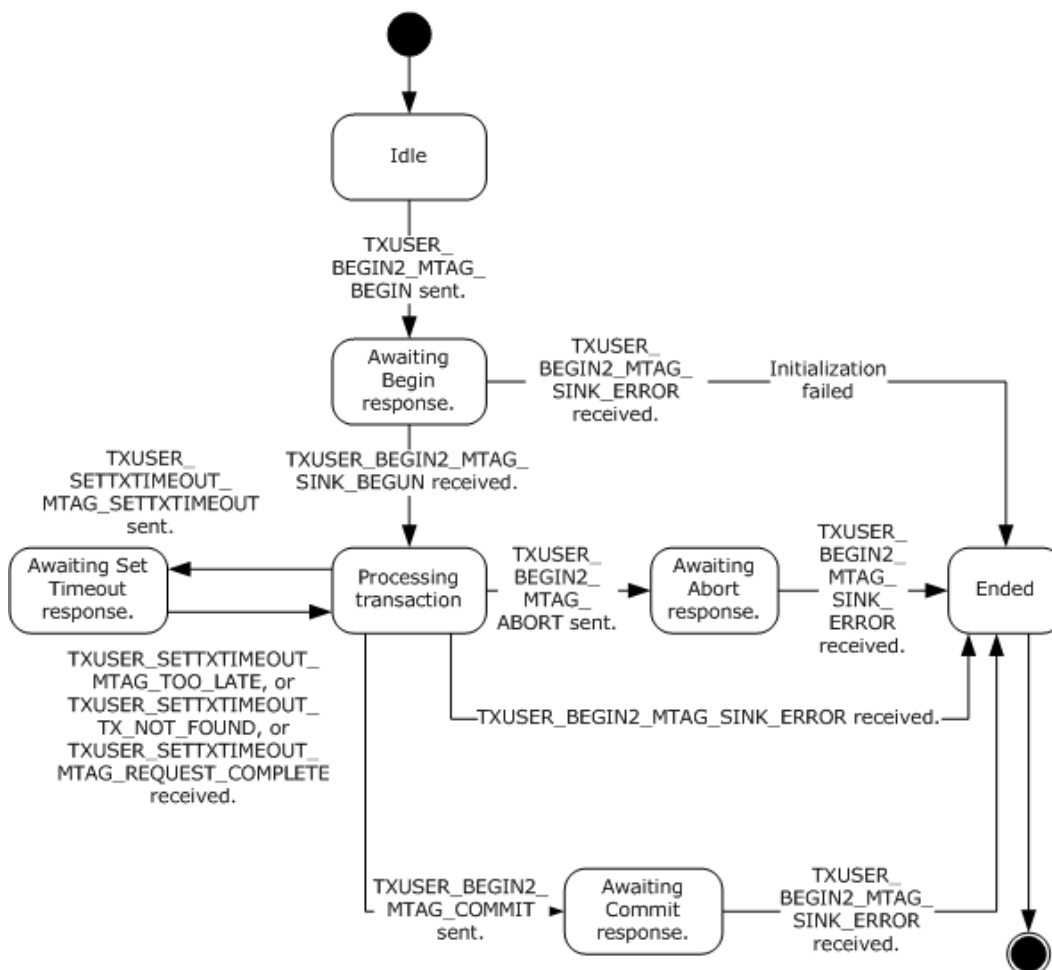
This is the final state.

#### 3.3.1.2 CONNTYPE\_TXUSER\_BEGIN2 Initiator States

The application MUST act as an initiator for the [CONNTYPE\\_TXUSER\\_BEGIN2 \(section 2.2.8.1.2\)](#) connection type. In this role, the application MUST provide support for the following states:

- Idle
- Awaiting Begin Response
- Processing Transaction
- Awaiting Set Timeout Response
- Awaiting Commit Response
- Awaiting Abort Response
- Ended

The following figure shows the relationship between the CONNTYPE\_TXUSER\_BEGIN2 initiator states.



**Figure 15: CONNTYPE\_TXUSER\_BEGIN2 initiator states**

### 3.3.1.2.1 Idle

This is the initial state. The following event is processed in this state:

- [Beginning a Transaction Using CONNTYPE\\_TXUSER\\_BEGIN2 \(section 3.3.4.1.1\)](#)

### 3.3.1.2.2 Awaiting Begin Response

The following events are processed in this state:

- [Receiving a TXUSER\\_BEGIN2\\_MTAG\\_SINK\\_BEGUN Message \(section 3.3.5.1.2.1\)](#)
- [Receiving a TXUSER\\_BEGIN2\\_MTAG\\_SINK\\_ERROR Message \(section 3.3.5.1.2.5\)](#)

### 3.3.1.2.3 Processing Transaction

The following events are processed in this state:

- [Querying Transaction Manager's Support for Modifying a Transaction Timeout Using CONNTYPE\\_TXUSER\\_SETTXTIMEOUT2 \(section 3.3.4.2.2\)](#)
- [Commit a Transaction Using CONNTYPE\\_TXUSER\\_BEGIN2 \(section 3.3.4.8.1\)](#)
- [Abort a Transaction Using CONNTYPE\\_TXUSER\\_BEGIN2 \(section 3.3.4.9.1\)](#)
- [Receiving a TXUSER\\_BEGIN2\\_MTAG\\_SINK\\_ERROR Message \(section 3.3.5.1.2.5\)](#)

### 3.3.1.2.4 Awaiting Set Timeout Response

The following events are processed in this state:

- [Receiving a TXUSER\\_SETTXTIMEOUT\\_MTAG\\_REQUEST\\_COMPLETE Message \(section 3.3.5.1.2.2\)](#)
- [Receiving a TXUSER\\_SETTXTIMEOUT\\_MTAG\\_TOO\\_LATE Message \(section 3.3.5.1.2.3\)](#)
- [Receiving a TXUSER\\_SETTXTIMEOUT\\_MTAG\\_TX\\_NOT\\_FOUND Message \(section 3.3.5.1.2.4\)](#)

### 3.3.1.2.5 Awaiting Commit Response

The following event is processed in this state:

- [Receiving a TXUSER\\_BEGIN2\\_MTAG\\_SINK\\_ERROR Message \(section 3.3.5.1.2.5\)](#)

### 3.3.1.2.6 Awaiting Abort Response

The following event is processed in this state:

- [Receiving a TXUSER\\_BEGIN2\\_MTAG\\_SINK\\_ERROR Message \(section 3.3.5.1.2.5\)](#)

### 3.3.1.2.7 Ended

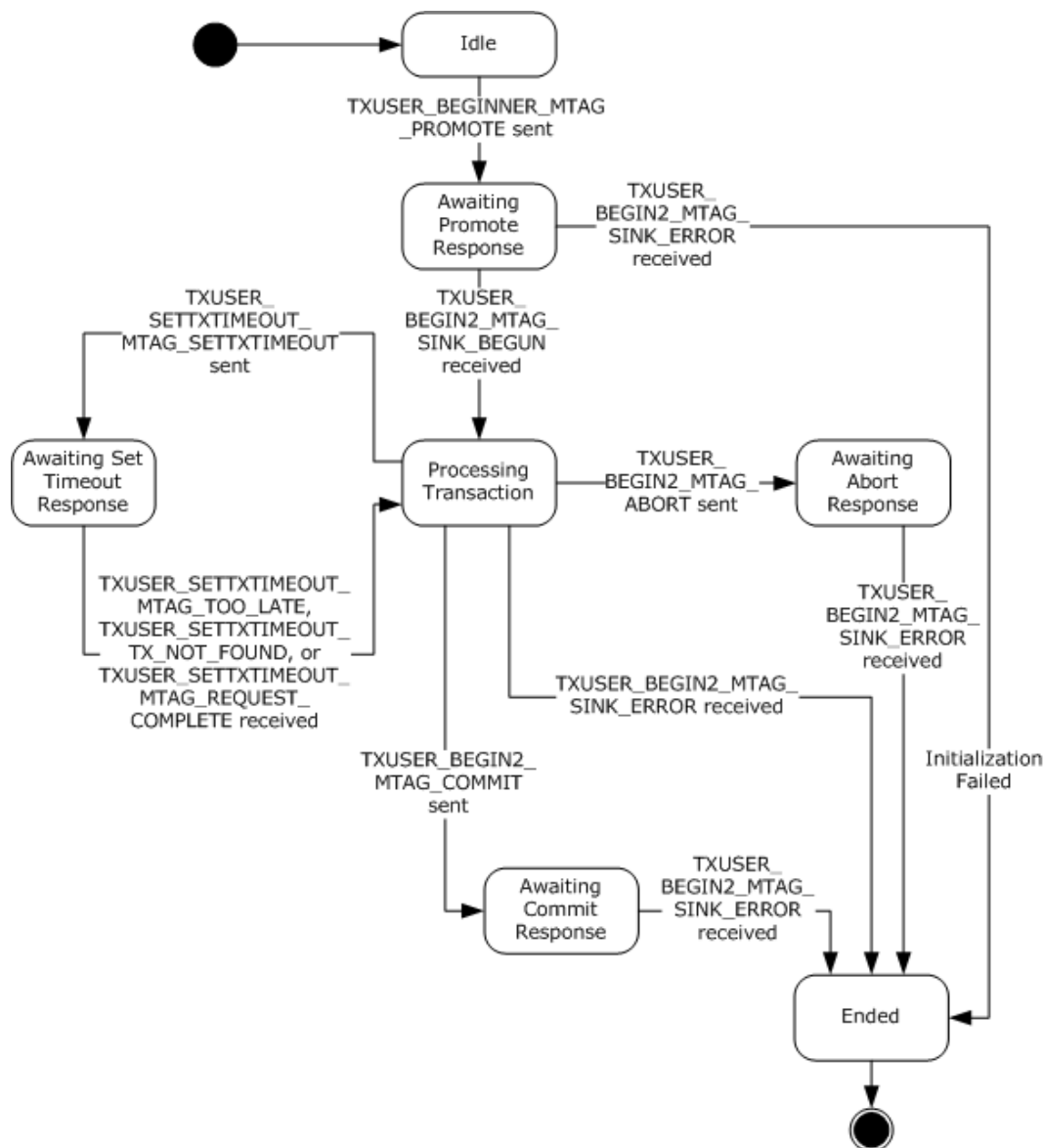
This is the final state.

### 3.3.1.3 CONNTYPE\_TXUSER\_PROMOTE Initiator States

The application MUST act as an initiator for the [CONNTYPE\\_TXUSER\\_PROMOTE \(section 2.2.8.1.3\)](#) connection type. In this role, the application MUST provide support for the following states:

- Idle
- Awaiting Promote Response
- Processing Transaction
- Awaiting Set Timeout Response
- Awaiting Commit Response
- Awaiting Abort Response
- Ended

The following figure shows the relationship between the CONNTYPE\_TXUSER\_PROMOTE initiator states.



**Figure 16: CONNTYPE\_TXUSER\_PROMOTE initiator states**

### 3.3.1.3.1 Idle

This is the initial state. The following event is processed in this state:

- [Beginning a Transaction Using CONNTYPE\\_TXUSER\\_PROMOTE \(section 3.3.4.1.3\)](#)

### 3.3.1.3.2 Awaiting Promote Response

The following events are processed in this state:

- [Receiving a TXUSER\\_BEGIN2\\_MTAG\\_SINK\\_BEGUN Message \(section 3.3.5.1.3.1\)](#)
- [Receiving a TXUSER\\_BEGIN2\\_MTAG\\_SINK\\_ERROR Message \(section 3.3.5.1.3.2\)](#)

#### **3.3.1.3.3 Processing Transaction**

The following events are processed in this state:

- [Commit a Transaction Using CONNTYPE\\_TXUSER\\_PROMOTE \(section 3.3.4.8.3\)](#)
- [Roll Back a Transaction Using CONNTYPE\\_TXUSER\\_PROMOTE \(section 3.3.4.9.5\)](#)
- [Querying Transaction Manager's Support for Modifying a Transaction Timeout Using CONNTYPE\\_TXUSER\\_SETTXTIMEOUT2 \(section 3.3.4.2.2\)](#)
- [Receiving a TXUSER\\_BEGIN2\\_MTAG\\_SINK\\_ERROR Message \(section 3.3.5.1.3.2\)](#)

#### **3.3.1.3.4 Awaiting Set Timeout Response**

The following events are processed in this state:

- [Receiving a TXUSER\\_SETTXTIMEOUT\\_MTAG\\_REQUEST\\_COMPLETE Message \(section 3.3.5.1.2.2\)](#)
- [Receiving a TXUSER\\_SETTXTIMEOUT\\_MTAG\\_TOO\\_LATE Message \(section 3.3.5.1.2.3\)](#)
- [Receiving a TXUSER\\_SETTXTIMEOUT\\_MTAG\\_TX\\_NOT\\_FOUND Message \(section 3.3.5.1.2.4\)](#)

#### **3.3.1.3.5 Awaiting Commit Response**

The following event is processed in this state:

- [Receiving a TXUSER\\_BEGIN2\\_MTAG\\_SINK\\_ERROR Message \(section 3.3.5.1.3.2\)](#)

#### **3.3.1.3.6 Awaiting Abort Response**

The following event is processed in this state:

- [Receiving a TXUSER\\_BEGIN2\\_MTAG\\_SINK\\_ERROR Message \(section 3.3.5.1.3.2\)](#)

#### **3.3.1.3.7 Ended**

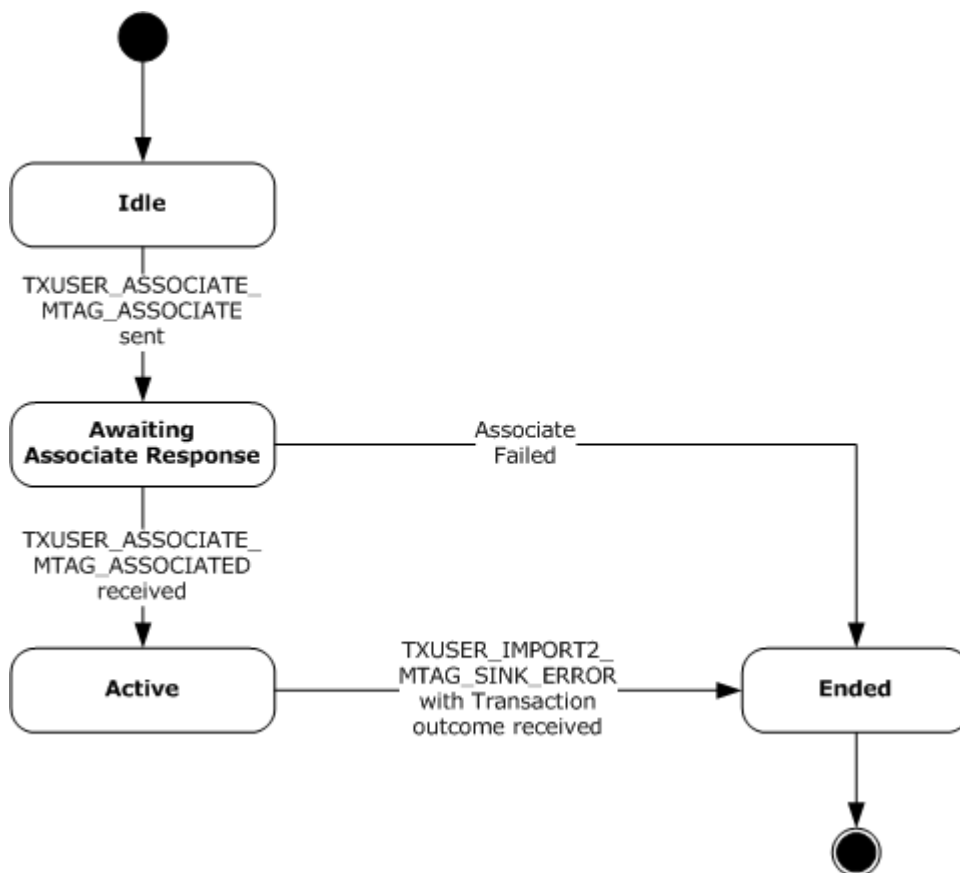
This is the final state.

#### **3.3.1.4 CONNTYPE\_TXUSER\_ASSOCIATE Initiator States**

The application MUST act as an initiator for the [CONNTYPE\\_TXUSER\\_ASSOCIATE \(section 2.2.8.2.1.1\)](#) connection type. In this role, the application MUST provide support for the following states:

- Idle
- Awaiting Associate Response
- Active
- Ended

The following figure shows the relationship between the CONNTYPE\_TXUSER\_ASSOCIATE initiator states.



**Figure 17: CONNTYPE\_TXUSER\_ASSOCIATE initiator states**

#### 3.3.1.4.1 Idle

This is the initial state. The following event is processed in this state:

- [Pulling a Transaction \(section 3.3.4.12\)](#)

#### 3.3.1.4.2 Awaiting Associate Response

The following events are processed in this state:

- [Receiving a TXUSER\\_ASSOCIATE\\_MTAG\\_ASSOCIATED Message \(section 3.3.5.2.1.1.1\)](#)
- [Receiving Other TXUSER\\_ASSOCIATE\\_MTAG Messages \(section 3.3.5.2.1.1.2\)](#)

#### 3.3.1.4.3 Active

The following event is processed in this state:

- [Receiving a TXUSER\\_IMPORT2\\_MTAG\\_SINK\\_ERROR Message \(section 3.3.5.2.1.1.3\).](#)

#### 3.3.1.4.4 Ended

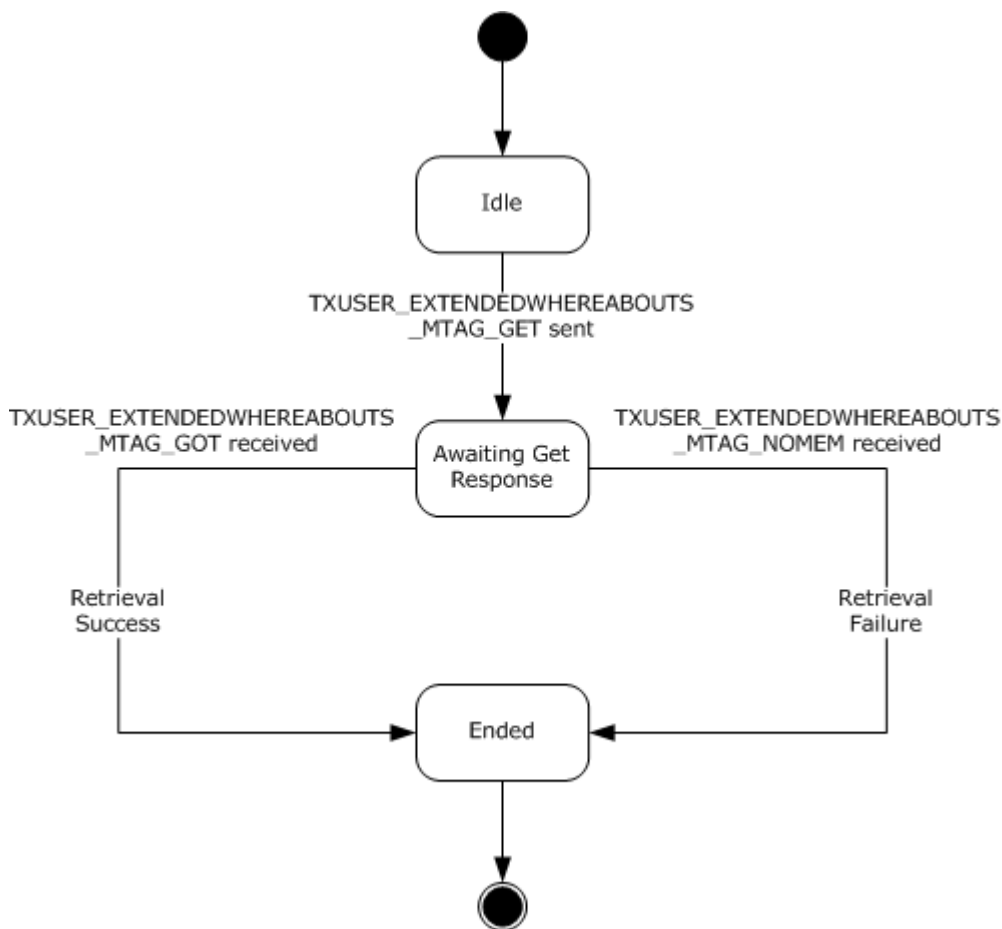
This is the final state.

#### 3.3.1.5 CONNTYPE\_TXUSER\_EXTENDEDWHEREABOUTS Initiator States

The application MUST act as an initiator for the [CONNTYPE\\_TXUSER\\_EXTENDEDWHEREABOUTS \(section 2.2.8.2.2.1\)](#) connection type. In this role, the application MUST provide support for the following states:

- Idle
- Awaiting Get Response
- Ended

The following figure shows the relationship between the CONNTYPE\_TXUSER\_EXTENDEDWHEREABOUTS initiator states.



**Figure 18: CONNTYPE\_TXUSER\_EXTENDEDWHEREABOUTS initiator states**

#### **3.3.1.5.1 Idle**

This is the initial state. The following event is processed in this state:

- [Obtaining Extended Whereabouts Using CONNTYPE\\_TXUSER\\_EXTENDEDWHEREABOUTS \(section 3.3.4.10\)](#)

#### **3.3.1.5.2 Awaiting Get Response**

The following events are processed in this state:

- [Receiving a TXUSER\\_EXTENDEDWHEREABOUTS\\_MTAG\\_GOT Message \(section 3.3.5.2.2.1.1\)](#)
- [Receiving a TXUSER\\_EXTENDEDWHEREABOUTS\\_MTAG\\_NOMEM Message \(section 3.3.5.2.2.1.2\)](#)

#### **3.3.1.5.3 Ended**

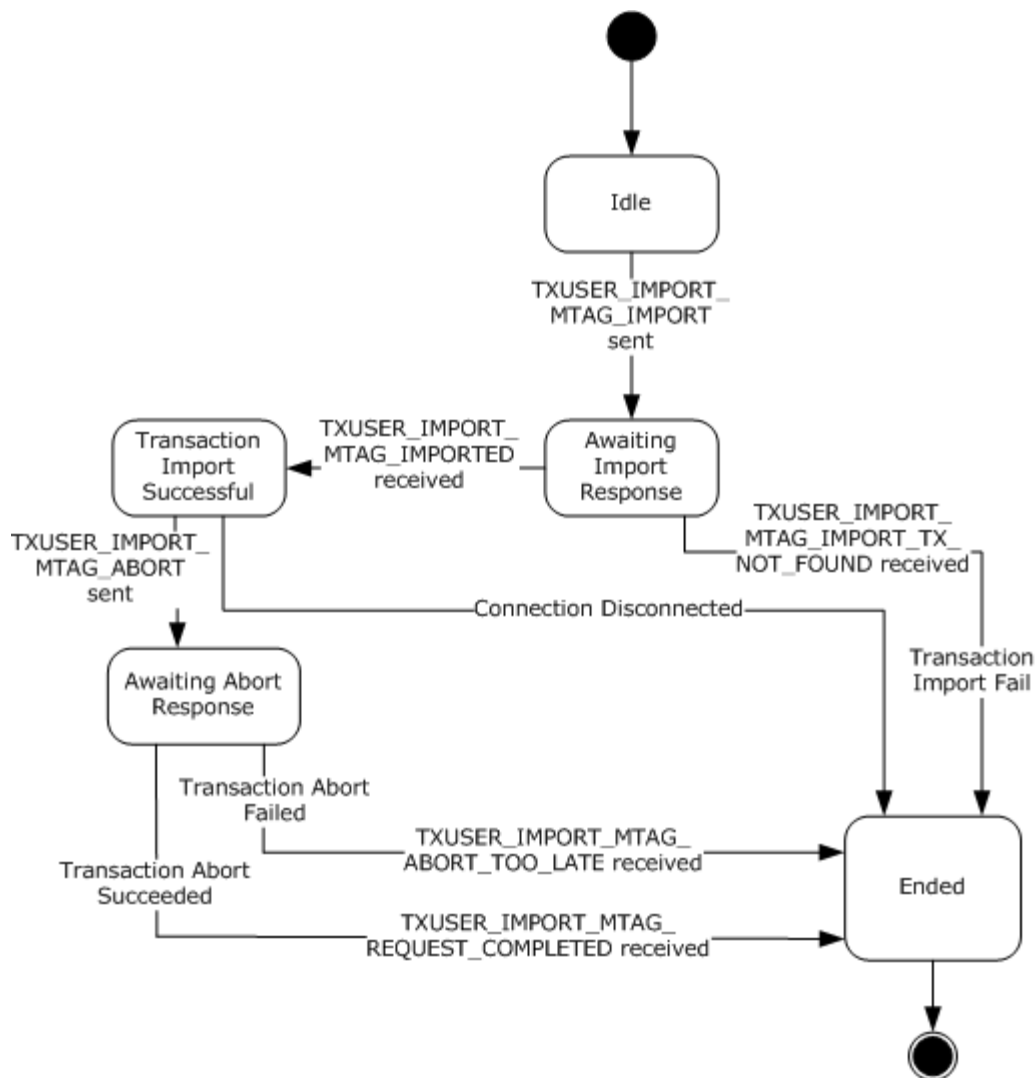
This is the final state.

#### **3.3.1.6 CONNTYPE\_TXUSER\_IMPORT Initiator States**

The application MUST act as an initiator for the [CONNTYPE\\_TXUSER\\_IMPORT \(section 2.2.8.2.2.4\)](#) connection type. In this role, the application MUST provide support for the following states:

- Idle
- Awaiting Import Response
- Transaction Import Successful
- Awaiting Abort Response
- Ended

The following figure shows the relationship between the CONNTYPE\_TXUSER\_IMPORT initiator states:



**Figure 19: CONNTYPE\_TXUSER\_IMPORT initiator states**

### 3.3.1.6.1 Idle

This is the initial state. The following event is processed in this state:

- [Importing a Transaction Using CONNTYPE\\_TXUSER\\_IMPORT \(section 3.3.4.6.1\)](#)

### 3.3.1.6.2 Awaiting Import Response

The following events are processed in this state:

- [Receiving a TXUSER\\_IMPORT\\_MTAG\\_IMPORTED Message \(section 3.3.5.2.2.4.1\)](#)
- [Receiving a TXUSER\\_IMPORT\\_MTAG\\_IMPORT\\_TX\\_NOT\\_FOUND Message \(section 3.3.5.2.2.4.2\)](#)

### 3.3.1.6.3 Transaction Import Successful

The following event is processed in this state:

- [Abort a Transaction Using CONNTYPE\\_TXUSER\\_IMPORT \(section 3.3.4.9.3\)](#)

### 3.3.1.6.4 Awaiting Abort Response

The following events are processed in this state:

- [Receiving a TXUSER\\_IMPORT\\_MTAG\\_ABORT\\_TOO\\_LATE Message \(section 3.3.5.2.2.4.3\)](#)
- [Receiving a TXUSER\\_IMPORT\\_MTAG\\_REQUEST\\_COMPLETED Message \(section 3.3.5.2.2.4.4\)](#)

### 3.3.1.6.5 Ended

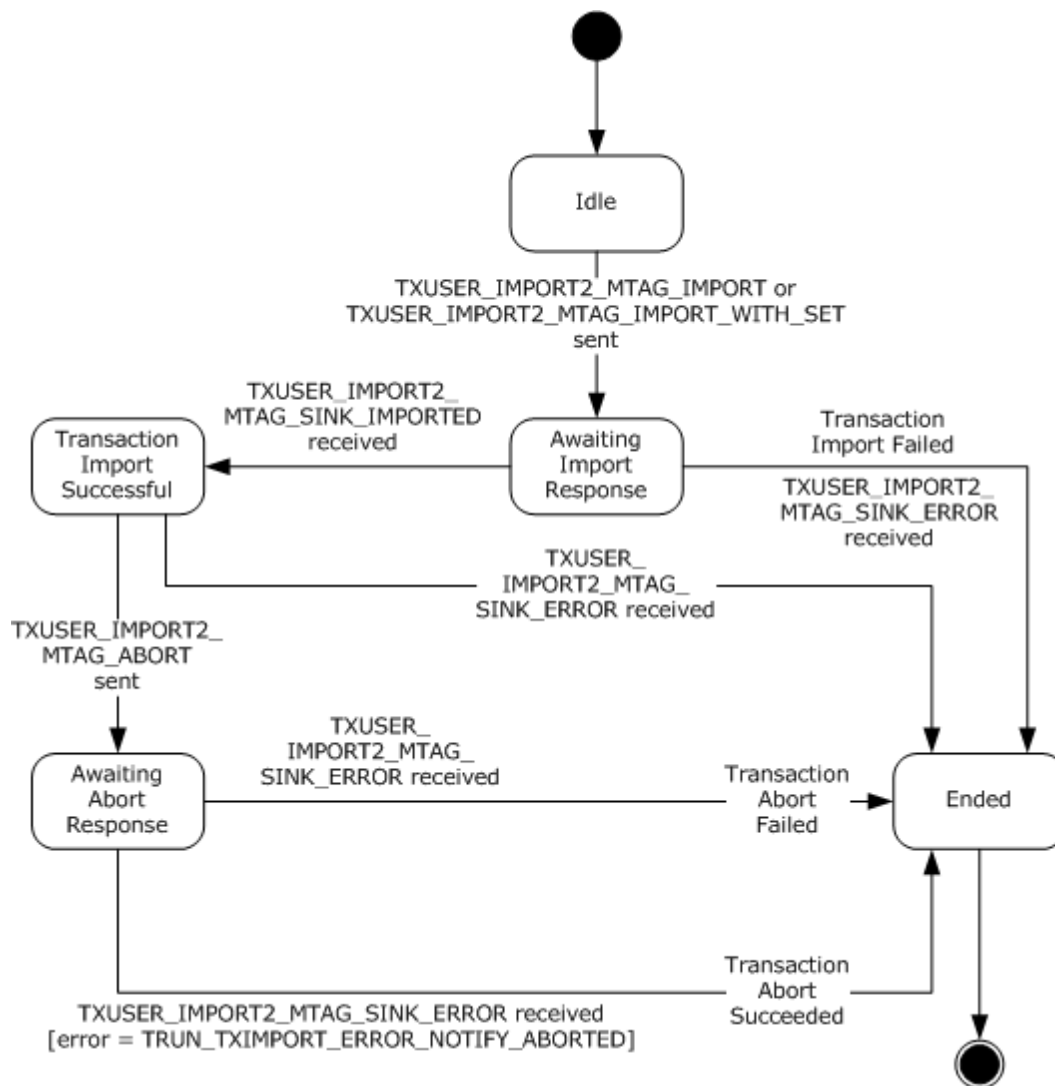
This is the final state.

### 3.3.1.7 CONNTYPE\_TXUSER\_IMPORT2 Initiator States

The application MUST act as an initiator for the [CONNTYPE\\_TXUSER\\_IMPORT2 \(section 2.2.8.2.2.5\)](#) connection type. In this role, the application MUST provide support for the following states:

- Idle
- Awaiting Import Response
- Transaction Import Successful
- Awaiting Abort Response
- Ended

The following figure shows the relationship between the CONNTYPE\_TXUSER\_IMPORT2 initiator states.



**Figure 20: CONNTYPE\_TXUSER\_IMPORT2 initiator states**

### 3.3.1.7.1 Idle

This is the initial state. The following events are processed in this state:

- [Importing a Transaction Using CONNTYPE TXUSER\\_IMPORT2 \(section 3.3.4.6.2\)](#)
- [Importing a Transaction with Additional Transaction Attributes \(section 3.3.4.7\)](#)

### 3.3.1.7.2 Awaiting Import Response

The following events are processed in this state:

- [Receiving a TXUSER\\_IMPORT2\\_MTAG\\_SINK\\_IMPORTED Message \(section 3.3.5.2.2.5.1\)](#)
- [Receiving a TXUSER\\_IMPORT2\\_MTAG\\_SINK\\_ERROR Message \(section 3.3.5.2.2.5.2\)](#)

### 3.3.1.7.3 Transaction Import Successful

The following events are processed in this state:

- [Receiving a TXUSER\\_IMPORT2\\_MTAG\\_SINK\\_ERROR Message \(section 3.3.5.2.2.5.2\)](#)
- [Abort a Transaction Using CONNTYPE\\_TXUSER\\_IMPORT2 \(section 3.3.4.9.4\)](#)

### 3.3.1.7.4 Awaiting Abort Response

The following event is processed in this state:

- [Receiving a TXUSER\\_IMPORT2\\_MTAG\\_SINK\\_ERROR Message \(section 3.3.5.2.2.5.2\)](#)

### 3.3.1.7.5 Ended

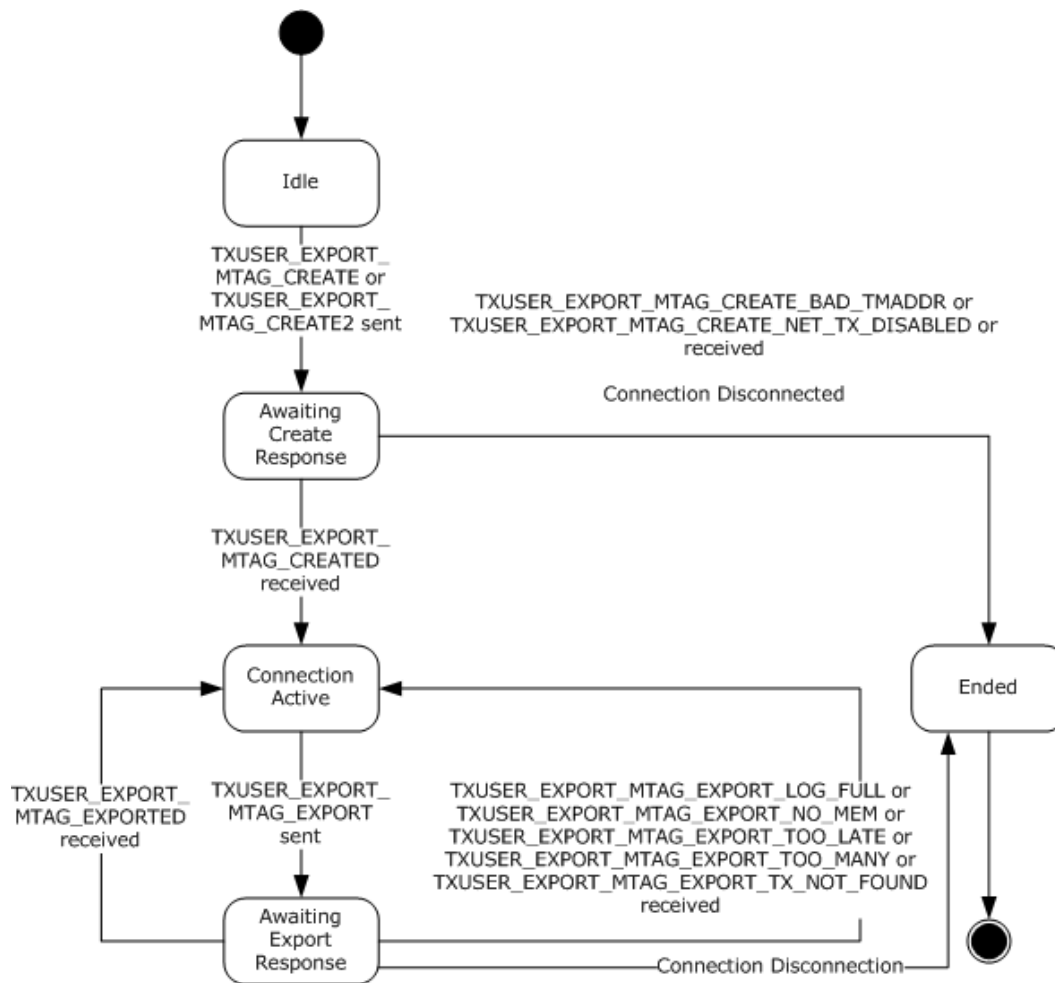
This is the final state.

### 3.3.1.8 CONNTYPE\_TXUSER\_EXPORT Initiator States

The application MUST act as an initiator for the [CONNTYPE\\_TXUSER\\_EXPORT \(section 2.2.8.2.2.2\)](#) connection type. In this role, the application MUST provide support for the following states:

- Idle
- Awaiting Create Response
- Connection Active
- Awaiting Export Response
- Ended

The following figure shows the relationship between the CONNTYPE\_TXUSER\_EXPORT initiator states.



**Figure 21: CONNTYPE\_TXUSER\_EXPORT initiator states**

### 3.3.1.8.1 Idle

This is the initial state. The following event is processed in this state:

- [Creating an Export Connection \(section 3.3.4.4\)](#)

### 3.3.1.8.2 Awaiting Create Response

The following events are processed in this state:

- [Receiving a TXUSER\\_EXPORT\\_MTAG\\_CREATED Message \(section 3.3.5.2.2.2.1\)](#)
- [Receiving a TXUSER\\_EXPORT\\_MTAG\\_CREATE\\_BAD\\_TMADDR or TXUSER\\_EXPORT\\_MTAG\\_CREATE\\_NET\\_TX\\_DISABLED Message \(section 3.3.5.2.2.2.2\)](#)
- [CONNTYPE\\_TXUSER\\_EXPORT Connection Disconnected \(section 3.3.5.2.2.2.5\)](#)

### 3.3.1.8.3 Connection Active

The following event is processed in this state:

- [Push a Transaction Using an Existing Export Connection \(section 3.3.4.13\)](#)

### 3.3.1.8.4 Awaiting Export Response

The following events are processed in this state:

- [Receiving a TXUSER\\_EXPORT\\_MTAG\\_EXPORTED Message \(section 3.3.5.2.2.2.3\)](#)
- [Receiving a TXUSER\\_EXPORT\\_MTAG\\_EXPORT\\_LOG\\_FULL, TXUSER\\_EXPORT\\_MTAG\\_EXPORT\\_NO\\_MEM, TXUSER\\_EXPORT\\_MTAG\\_EXPORT\\_TOO\\_LATE, TXUSER\\_EXPORT\\_MTAG\\_EXPORT\\_TOO\\_MANY, or TXUSER\\_EXPORT\\_MTAG\\_EXPORT\\_NOT\\_FOUND Message \(section 3.3.5.2.2.2.4\)](#)
- [CONNTYPE\\_TXUSER\\_EXPORT Connection Disconnected \(section 3.3.5.2.2.2.5\)](#)

### 3.3.1.8.5 Ended

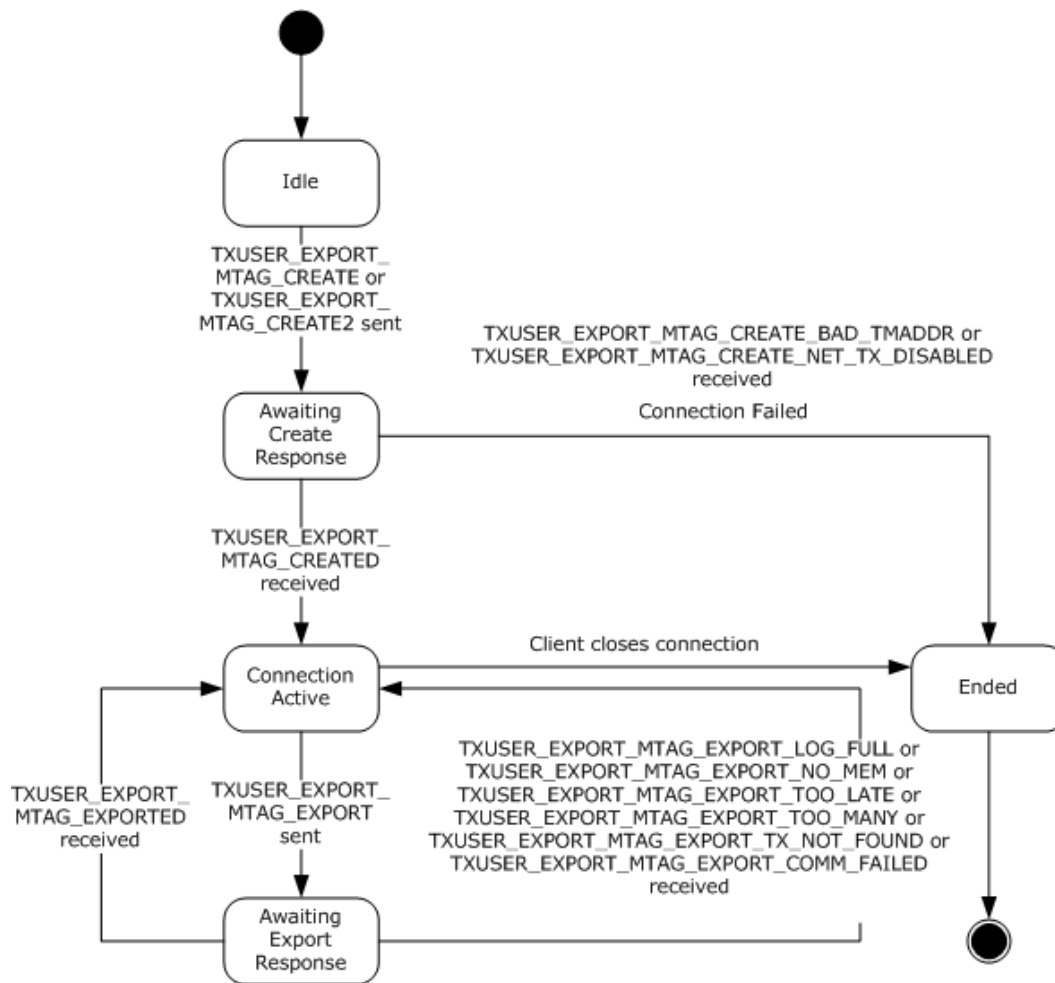
This is the final state.

### 3.3.1.9 CONNTYPE\_TXUSER\_EXPORT2 Initiator States

The application MUST act as an initiator for the [CONNTYPE\\_TXUSER\\_EXPORT2 \(section 2.2.8.2.2.3\)](#) connection type. In this role, the application MUST provide support for the following states:

- Idle
- Awaiting Create Response
- Connection Active
- Awaiting Export Response
- Ended

The following figure shows the relationship between the CONNTYPE\_TXUSER\_EXPORT2 initiator states.



**Figure 22: CONNTYPE\_TXUSER\_EXPORT2 initiator states**

### 3.3.1.9.1 Idle

This is the initial state. The following event is processed in this state:

- [Creating an Export Connection \(section 3.3.4.4\)](#)

### 3.3.1.9.2 Awaiting Create Response

The following events are processed in this state:

- [Receiving a TXUSER\\_EXPORT\\_MTAG\\_CREATED Message \(section 3.3.5.2.2.3.1\)](#)
- [Receiving a TXUSER\\_EXPORT\\_MTAG\\_CREATE\\_BAD\\_TMADDR or TXUSER\\_EXPORT\\_MTAG\\_CREATE\\_NET\\_TX\\_DISABLED Message \(section 3.3.5.2.2.3.2\)](#)

### 3.3.1.9.3 Connection Active

The following event is processed in this state:

- [Push a Transaction Using an Existing Export Connection \(section 3.3.4.13\)](#)

#### **3.3.1.9.4 Awaiting Export Response**

The following events are processed in this state:

- [Receiving a TXUSER\\_EXPORT\\_MTAG\\_EXPORTED message \(section 3.3.5.2.2.3.3\)](#)
- [Receiving a TXUSER\\_EXPORT\\_MTAG\\_EXPORT\\_LOG\\_FULL, TXUSER\\_EXPORT\\_MTAG\\_EXPORT\\_NO\\_MEM, TXUSER\\_EXPORT\\_MTAG\\_EXPORT\\_TOO\\_LATE, TXUSER\\_EXPORT\\_MTAG\\_EXPORT\\_TOO\\_MANY, TXUSER\\_EXPORT\\_MTAG\\_EXPORT\\_NOT\\_FOUND, or TXUSER\\_EXPORT\\_MTAG\\_EXPORT\\_COMM\\_FAILED Message \(section 3.3.5.2.2.3.4\)](#)

#### **3.3.1.9.5 Ended**

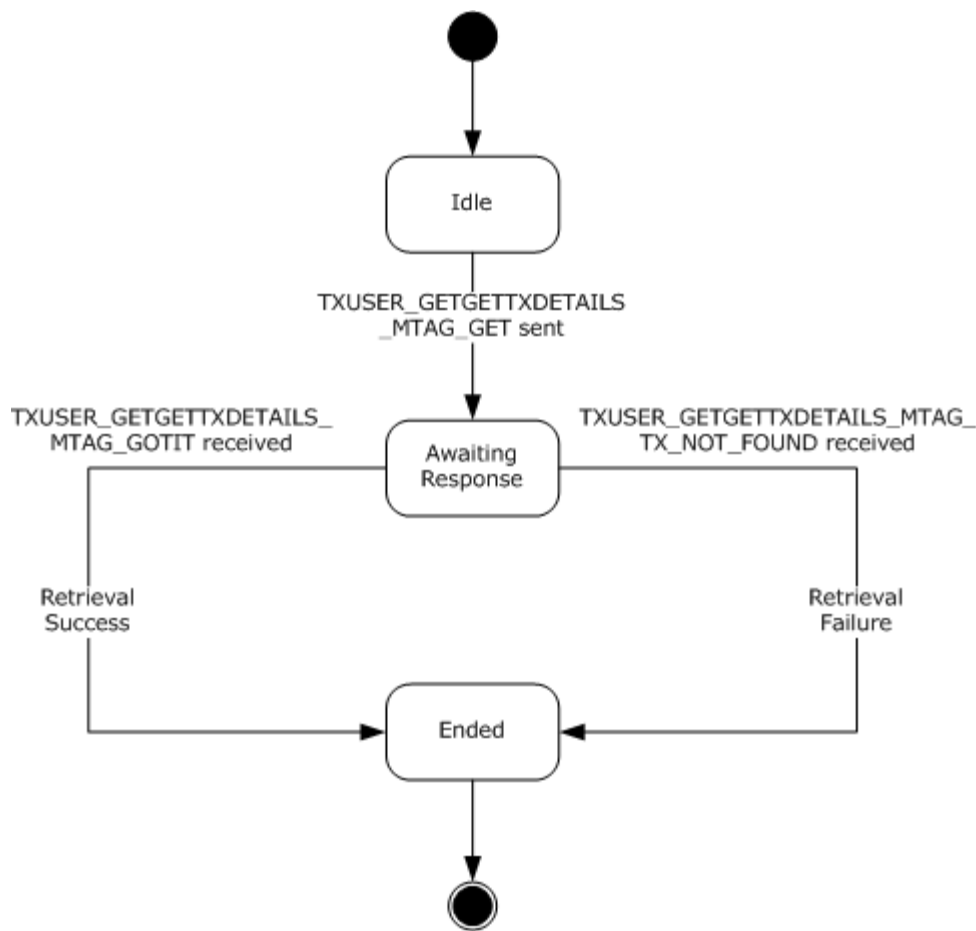
This is the final state.

#### **3.3.1.10 CONNTYPE\_TXUSER\_GETTXDETAILS Initiator States**

The application MUST act as an initiator for the [CONNTYPE\\_TXUSER\\_GETTXDETAILS \(section 2.2.8.3.1\)](#) connection type. In this role, the application MUST provide support for the following states:

- Idle
- Awaiting Response
- Ended

The following figure shows the relationship between the CONNTYPE\_TXUSER\_GETTXDETAILS initiator states.



**Figure 23: CONNTYPE\_TXUSER\_GETTXDETAILS initiator states**

#### 3.3.1.10.1 Idle

This is the initial state. The following event is processed in this state:

- [Obtaining the Details for a Transaction \(section 3.3.4.11.1\)](#)

#### 3.3.1.10.2 Awaiting Response

The following events are processed in this state:

- [Receiving a TXUSER\\_GETTXDETAILS\\_MTAG\\_GOTIT Message \(section 3.3.5.3.1.1\)](#)
- [Receiving a TXUSER\\_GETTXDETAILS\\_MTAG\\_TX\\_NOT\\_FOUND Message \(section 3.3.5.3.1.2\)](#)

#### 3.3.1.10.3 Ended

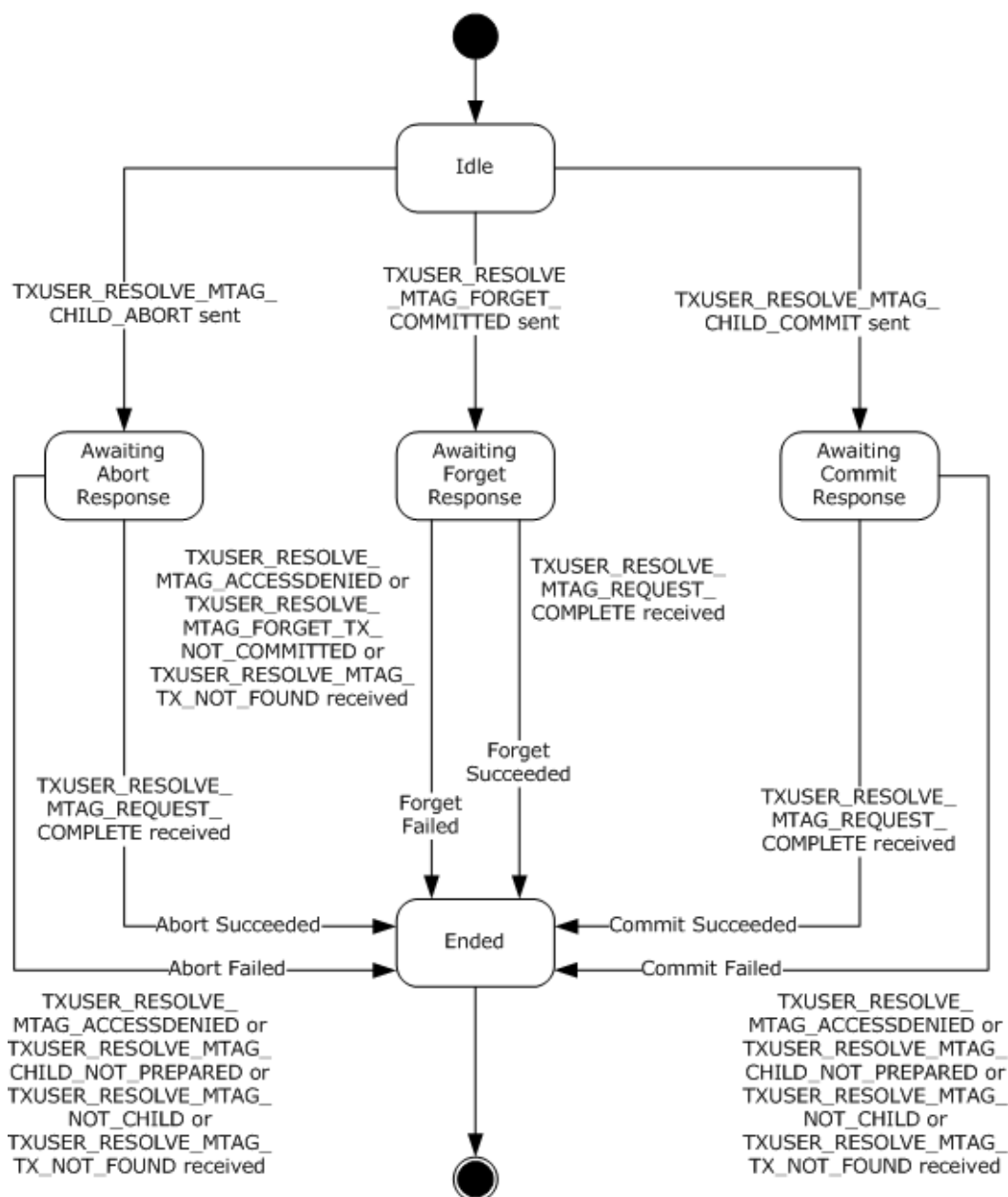
This is the final state.

### 3.3.1.11 CONNTYPE\_TXUSER\_RESOLVE Initiator States

The application MUST act as an initiator for the [CONNTYPE\\_TXUSER\\_RESOLVE \(section 2.2.8.3.2\)](#) connection type. In this role, the application MUST provide support for the following states:

- Idle
- Awaiting Abort Response
- Awaiting Forget Response
- Awaiting Commit Response
- Ended

The following figure shows the relationship between the CONNTYPE\_TXUSER\_RESOLVE initiator states.



**Figure 24: CONNTYPE\_TXUSER\_RESOLVE initiator states**

### 3.3.1.11.1 Idle

This is the initial state. The following event is processed in this state:

- [Resolving a Transaction \(section 3.3.4.15\)](#)

### 3.3.1.11.2 Awaiting Abort Response

The following events are processed in this state:

- [Receiving a TXUSER\\_RESOLVE\\_MTAG\\_REQUEST\\_COMPLETE Message \(section 3.3.5.3.2.1\)](#)
- [Receiving a TXUSER\\_RESOLVE\\_MTAG\\_CHILD\\_NOT\\_PREPARED or TXUSER\\_RESOLVE\\_MTAG\\_NOT\\_CHILD Message \(section 3.3.5.3.2.3\)](#)
- [Receiving a TXUSER\\_RESOLVE\\_MTAG\\_ACCESSDENIED or TXUSER\\_RESOLVE\\_MTAG\\_TX\\_NOT\\_FOUND Message \(section 3.3.5.3.2.2\)](#)

#### **3.3.1.11.3 Awaiting Forget Response**

The following events are processed in this state:

- [Receiving a TXUSER\\_RESOLVE\\_MTAG\\_REQUEST\\_COMPLETE Message \(section 3.3.5.3.2.1\)](#)
- [Receiving a TXUSER\\_RESOLVE\\_MTAG\\_FORGET\\_TX\\_NOT\\_COMMITTED Message \(section 3.3.5.3.2.4\)](#)
- [Receiving a TXUSER\\_RESOLVE\\_MTAG\\_ACCESSDENIED or TXUSER\\_RESOLVE\\_MTAG\\_TX\\_NOT\\_FOUND Message \(section 3.3.5.3.2.2\)](#)

#### **3.3.1.11.4 Awaiting Commit Response**

The following events are processed in this state:

- [Receiving a TXUSER\\_RESOLVE\\_MTAG\\_REQUEST\\_COMPLETE Message \(section 3.3.5.3.2.1\)](#)
- [Receiving a TXUSER\\_RESOLVE\\_MTAG\\_CHILD\\_NOT\\_PREPARED or TXUSER\\_RESOLVE\\_MTAG\\_NOT\\_CHILD Message \(section 3.3.5.3.2.3\)](#)
- [Receiving a TXUSER\\_RESOLVE\\_MTAG\\_ACCESSDENIED or TXUSER\\_RESOLVE\\_MTAG\\_TX\\_NOT\\_FOUND Message \(section 3.3.5.3.2.2\)](#)

#### **3.3.1.11.5 Ended**

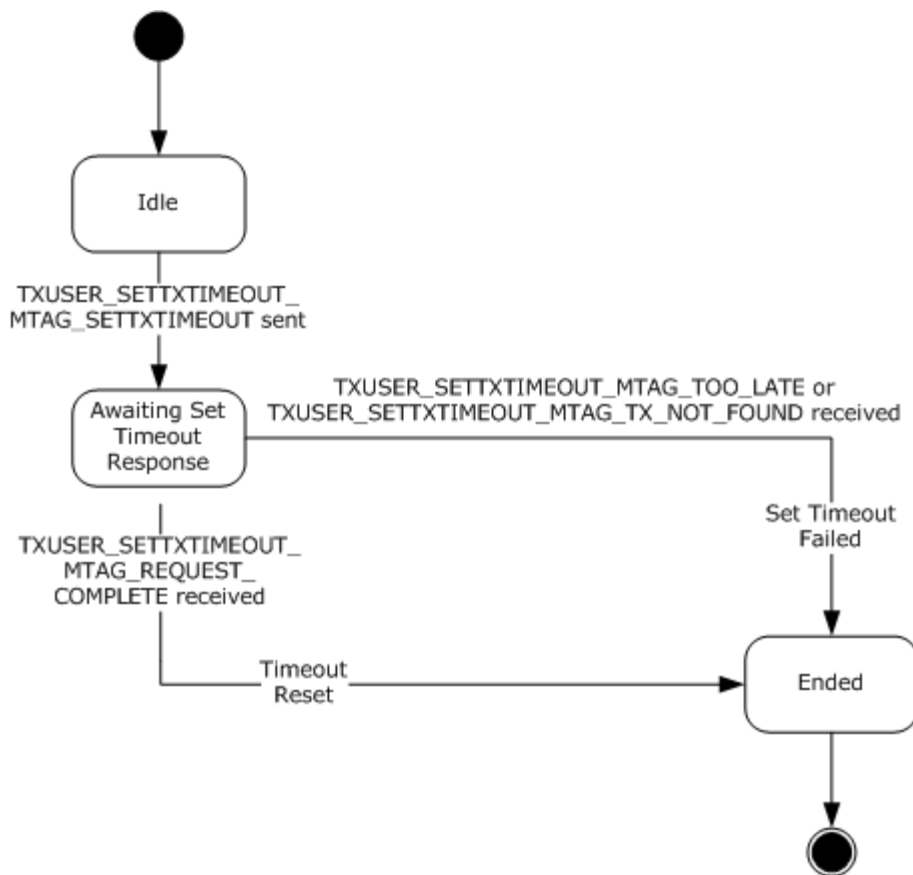
This is the final state.

#### **3.3.1.12 CONNTYPE\_TXUSER\_SETTXTIMEOUT Initiator States**

The application MUST act as an initiator for the [CONNTYPE\\_TXUSER\\_SETTXTIMEOUT \(section 2.2.8.3.3\)](#) connection type. In this role, the application MUST provide support for the following states:

- Idle
- Awaiting Set Timeout Response
- Ended

The following figure shows the relationship between the CONNTYPE\_TXUSER\_SETTXTIMEOUT initiator states.



**Figure 25: CONNTYPE\_TXUSER\_SETTXXTIMEOUT initiator states**

#### 3.3.1.12.1 Idle

This is the initial state. The following event is processed in this state:

- [Changing a Transaction Time-out Using CONNTYPE TXUSER SETTXXTIMEOUT \(section 3.3.4.2.1\)](#)

#### 3.3.1.12.2 Awaiting Set Timeout Response

The following events are processed in the Awaiting Set Timeout Response state:

- [Receiving a TXUSER SETTXXTIMEOUT\\_MTAG\\_REQUEST\\_COMPLETE Message \(section 3.3.5.3.3.1\)](#)
- [Receiving a TXUSER SETTXXTIMEOUT\\_MTAG\\_TOO\\_LATE or TXUSER SETTXXTIMEOUT\\_MTAG\\_TX\\_NOT\\_FOUND Message \(section 3.3.5.3.3.2\)](#)

#### 3.3.1.12.3 Ended

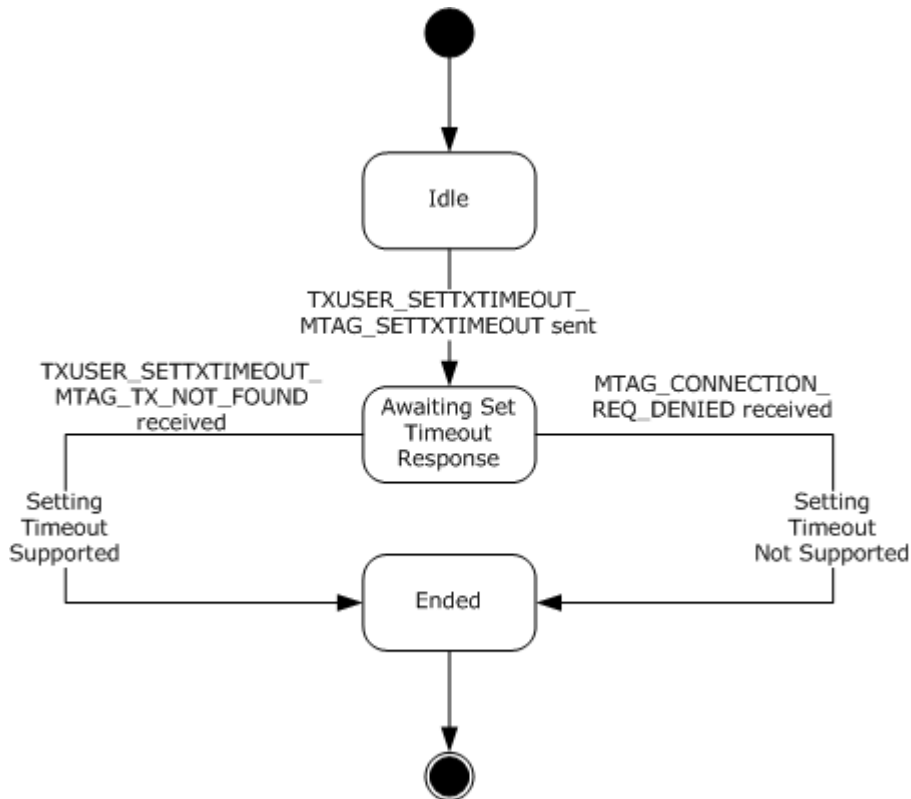
This is the final state.

### 3.3.1.13 CONNTYPE\_TXUSER\_SETTXTIMEOUT2 Initiator States

The application MUST act as an initiator for the [CONNTYPE\\_TXUSER\\_SETTXTIMEOUT2 \(section 2.2.8.3.4\)](#) connection type. In this role, the application MUST provide support for the following states:

- Idle
- Awaiting Set Timeout Response
- Ended

The following figure shows the relationship between the CONNTYPE\_TXUSER\_SETTXTIMEOUT2 initiator states.



**Figure 26: CONNTYPE\_TXUSER\_SETTXTIMEOUT2 initiator states**

#### 3.3.1.13.1 Idle

This is the initial state. The following event is processed in this state:

- [Querying Transaction Manager's Support for Modifying a Transaction Timeout Using CONNTYPE\\_TXUSER\\_SETTXTIMEOUT2 \(section 3.3.4.2.2\)](#)

#### 3.3.1.13.2 Awaiting Set Timeout Response

The following event is processed in this state:

- [Receiving a TXUSER\\_SETTXTIMEOUT\\_MTAG\\_TX\\_NOT\\_FOUND Message \(section 3.3.5.3.4.1\)](#)
- Receiving an [MTAG\\_CONNECTION\\_REQ\\_DENIED](#) message ([MS-CMP] section 2.2.5) as described in section [1.7.3](#).

### 3.3.1.13.3 Ended

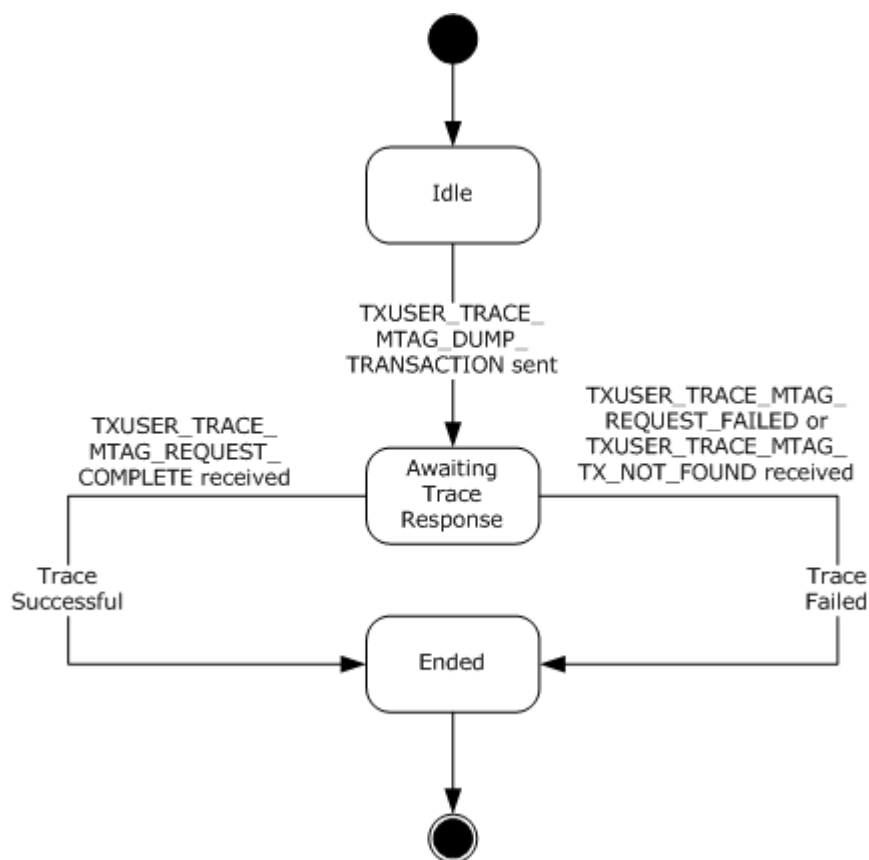
This is the final state.

### 3.3.1.14 CONNTYPE\_TXUSER\_TRACE Initiator States

The application MUST act as an initiator for the [CONNTYPE\\_TXUSER\\_TRACE \(section 2.2.8.3.5\)](#) connection type. In this role, the application MUST provide support for the following states:

- Idle
- Awaiting Trace Response
- Ended

The following figure shows the relationship between the CONNTYPE\_TXUSER\_TRACE initiator states.



**Figure 27: CONNTYPE\_TXUSER\_TRACE initiator states**

#### **3.3.1.14.1 Idle**

This is the initial state. The following event is processed in this state:

- [Generating Trace Records for a Transaction Using CONNTYPE\\_TXUSER\\_TRACE \(section 3.3.4.5\)](#)

#### **3.3.1.14.2 Awaiting Trace Response**

The following events are processed in this state:

- [Receiving a TXUSER\\_TRACE\\_MTAG\\_REQUEST\\_COMPLETE Message \(section 3.3.5.3.5.1\)](#)
- [Receiving a TXUSER\\_TRACE\\_MTAG\\_REQUEST\\_FAILED or TXUSER\\_TRACE\\_MTAG\\_TX\\_NOT\\_FOUND Message \(section 3.3.5.3.5.2\)](#)

#### **3.3.1.14.3 Ended**

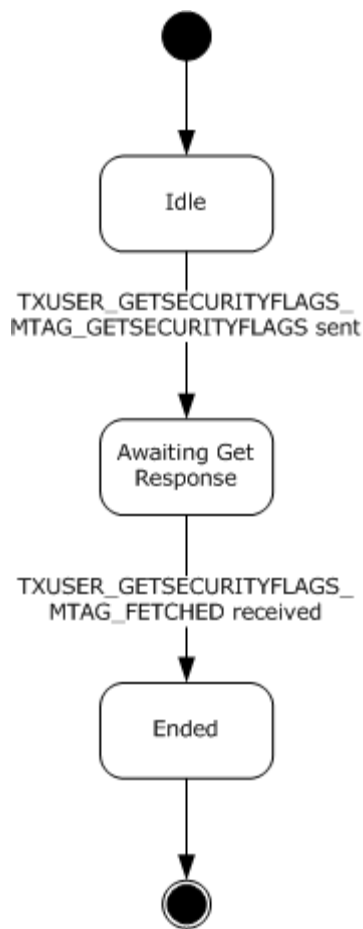
This is the final state.

#### **3.3.1.15 CONNTYPE\_TXUSER\_GETSECURITYFLAGS Initiator States**

The application MUST act as an initiator for the [CONNTYPE\\_TXUSER\\_GETSECURITYFLAGS \(section 2.2.8.4.1\)](#) connection type. In this role, the application MUST provide support for the following states:

- Idle
- Awaiting Get Response
- Ended

The following figure shows the relationship between the CONNTYPE\_TXUSER\_GETSECURITYFLAGS initiator states.



**Figure 28: CONNTYPE\_TXUSER\_GETSECURITYFLAGS initiator states**

#### 3.3.1.15.1 Idle

This is the initial state. The following event is processed in this state:

- [Obtaining the Security Configuration of the Transaction Manager Using CONNTYPE\\_TXUSER\\_GETSECURITYFLAGS \(section 3.3.4.11\)](#)

#### 3.3.1.15.2 Awaiting Get Response

The following event is processed in this state:

- [Receiving a TXUSER\\_GETSECURITYFLAGS\\_MTAG\\_FETCHED Message \(section 3.3.5.4.1.1\)](#)

#### 3.3.1.15.3 Ended

This is the final state.

### 3.3.2 Timers

No timers apply here.

### 3.3.3 Initialization

When an application is initialized:

- The Transaction Manager **Name** field MUST be set to a value that is obtained from an implementation-specific source.
- The application MUST initialize each new transaction object that is created with the following default values:
  - The **Root** field MUST default to false.

### 3.3.4 Higher-Layer Triggered Events

The application MUST be prepared to process a set of higher-layer events described in this section and in [Message Processing Events and Sequencing Rules \(section 3.3.5\)](#). These events are triggered by decisions that are made by the higher-layer business logic of the application. The motivations and details of the higher-layer business logic are specific to the implementation of the application and the software environment in which it executes.

When the application processes one of the higher-layer events described in this section and section [3.3.5](#), it MUST communicate one of the following results to the higher-layer business logic:

- Success
- Failure
- Transaction Committed
- Transaction Aborted
- Transaction In Doubt

If the processing of a higher-layer event includes a Message Processing event, the associated Message Processing event MUST communicate one of the above results to the higher-layer business logic.

#### 3.3.4.1 Beginning a Transaction

If the higher-layer business logic begins a transaction with a predetermined transaction identifier [<32>](#):

- If the transaction manager of the application supports the [CONNTYPE\\_TXUSER\\_PROMOTE \(section 2.2.8.1.3\)](#) connection type as specified in section [2.2.1.1.1](#):
  - The application MUST attempt to begin a transaction by using the CONNTYPE\_TXUSER\_PROMOTE connection type.
- Otherwise:
  - The application MUST return a Failure result to the higher-layer business logic.

If the higher-layer business logic decides to begin a transaction without using a predetermined transaction identifier, the application MUST perform the following actions:

- If the transaction manager supports the [CONNTYPE\\_TXUSER\\_BEGIN2 \(section 2.2.8.1.2\)](#) connection type as specified in section [2.2.1.1.1](#):

- The application **MUST** attempt to begin a transaction by using `CONNTYPE_TXUSER_BEGIN2`.
- Otherwise:
  - The application **MUST** attempt to begin a transaction by using [CONNTYPE\\_TXUSER\\_BEGINNER \(section 2.2.8.1.1\)](#).

#### 3.3.4.1.1 Beginning a Transaction Using `CONNTYPE_TXUSER_BEGIN2`

The application **MUST** perform the following actions:

- Initiate a new [CONNTYPE\\_TXUSER\\_BEGIN2 \(section 2.2.8.1.2\)](#) connection using the transaction manager **Name** field of the application.
- Send a [TXUSER\\_BEGIN2 MTAG\\_BEGIN \(section 2.2.8.1.2.2\)](#) message using the connection and the values that are provided by the higher-layer business logic:
  - The **isoLevel**, **dwTimeout**, **szDesc**, and **isoFlags** fields **MUST** be set as specified in section [2.2.8](#).
- Set the connection state to Awaiting Begin Response.

#### 3.3.4.1.2 Beginning a Transaction Using `CONNTYPE_TXUSER_BEGINNER`

The application **MUST** perform the following actions:

- Initiate a new [CONNTYPE\\_TXUSER\\_BEGINNER \(section 2.2.8.1.1\)](#) connection by using the transaction manager Name field of the application.
- Send a [TXUSER\\_BEGINNER MTAG\\_BEGIN \(section 2.2.8.1.1.2\)](#) message by using the connection. The following message fields **MUST** be set to values that are provided by the higher-layer business logic:
  - The **isoLevel** field set to the required isolation-level value.
  - The **dwTimeout** field **MUST** be set to the required time-out value.
  - The **szDesc** field **MUST** be set to the required **transaction description** string.
  - The **isoFlags** field **MUST** be set to the required isolation flags value.
- Set the connection state to Awaiting Begin Response.

#### 3.3.4.1.3 Beginning a Transaction Using `CONNTYPE_TXUSER_PROMOTE`

The application **MUST** perform the following actions:

- Initiate a new [CONNTYPE\\_TXUSER\\_PROMOTE \(section 2.2.8.1.3\)](#) connection using the transaction manager Name field of the application.
- Send a [TXUSER\\_BEGINNER MTAG\\_PROMOTE \(section 2.2.8.1.3.1\)](#) message using the connection. The following message fields **MUST** be set to values that are provided by the higher-layer business logic:
  - The **isoLevel** field to the wanted isolation-level value.
  - The **dwTimeout** field to the wanted time-out value.

- The **szDesc** field to the wanted transaction description string.
- The **isoFlags** field to the wanted isolation flags value.
- The **guidTx** field to the wanted predetermined transaction identifier.
- Set the connection state to Awaiting Promote Response.

### 3.3.4.2 Changing a Transaction Timeout

If the higher-layer business logic changes the time-out of an existing transaction, the application **MUST** perform the following steps:

- If the **Root** field of the transaction is false:
  - Return a failure result to the higher-layer business logic.
- Otherwise:
  - If the root transaction manager supports the [CONNTYPE\\_TXUSER\\_SETTXTIMEOUT2 \(section 3.3.1.13\)](#) connection type, as specified in section [2.2.1.1.1](#):
    - The application **MUST** attempt to change the transaction time-out by using CONNTYPE\_TXUSER\_SETTXTIMEOUT2 (section 3.3.1.13).
  - Otherwise:
    - The application **MUST** attempt to change the transaction time-out by using [CONNTYPE\\_TXUSER\\_SETTXTIMEOUT \(section 3.3.1.12\)](#).

#### 3.3.4.2.1 Changing a Transaction Timeout Using CONNTYPE\_TXUSER\_SETTXTIMEOUT

The application **MUST** perform the following actions:

- Find an instance of a [CONNTYPE\\_TXUSER\\_BEGINNER \(section 2.2.8.1.1\)](#) connection in the connection list of the transaction.
- If a connection is not found, the application **MUST** return a failure result to the higher-layer business logic.
- Otherwise, if the connection state is not [Processing Transaction \(section 3.3.1.1.3\)](#):
  - The application **MUST** return a failure result to the higher-layer business logic.
- Otherwise:
  - Initiate a new [CONNTYPE\\_TXUSER\\_SETTXTIMEOUT \(section 2.2.8.3.3\)](#) connection using the transaction manager **Name** field of the application.
  - Add the connection to the connection list of the transaction.
  - Send a [TXUSER\\_SETTXTIMEOUT\\_MTAG\\_SETTXTIMEOUT \(section 2.2.8.1.2.7\)](#) message using the CONNTYPE\_TXUSER\_SETTXTIMEOUT (section 2.2.8.3.3) connection:
    - Set the **guidTx** field to the **Transaction Object.Identifier** for the transaction.

- Set the dwTxTimeout value to the time-out value that is provided by the higher-layer business logic, expressed as a total number of milliseconds.
- Set the connection state to [Awaiting Set Timeout Response \(section 3.3.1.12.2\)](#).

### 3.3.4.2.2 Querying Transaction Manager's Support for Modifying a Transaction Timeout Using CONNTYPE\_TXUSER\_SETTXTIMEOUT2

The application MUST perform the following steps:

- Find an instance of a [CONNTYPE\\_TXUSER\\_BEGIN2 \(section 2.2.8.1.2\)](#) or [CONNTYPE\\_TXUSER\\_PROMOTE \(section 2.2.8.1.3\)](#) connection in the connection list of the transaction. This connection is referred to as the beginner connection.
- If a connection is not found:
  - The application MUST return a failure result to the higher-layer business logic.
- Otherwise, if the connection state is not [Processing Transaction \(section 3.3.1.2.3\)](#) or [Processing Transaction \(section 3.3.1.3.3\)](#):
  - The application MUST return a failure result to the higher-layer business logic.
- Otherwise:
  - Initiate a new [CONNTYPE\\_TXUSER\\_SETTXTIMEOUT2 \(section 2.2.8.3.4\)](#) connection using the **Transaction Manager Name** field of the application. This connection is referred to as the new connection.
  - Add the new connection to the transaction connection list.
  - Assign the transaction object to the **Connection-Specific Data** field of the new connection.
  - Send a [TXUSER\\_SETTXTIMEOUT\\_MTAG\\_SETTXTIMEOUT \(section 2.2.8.1.2.7\)](#) using the new connection:
    - The **guidTx** field MUST be set to a NULL GUID.
    - The **dwTxTimeout** value MUST be set to zero.
  - Set the new connection state to [Awaiting Set Timeout Response \(section 3.3.1.13.2\)](#).
  - Set the beginner connection state to [Awaiting Set Timeout Response \(section 3.3.1.2.4\)](#) if the beginner connection is CONNTYPE\_TXUSER\_BEGIN2, or to [Awaiting Set Timeout Response \(section 3.3.1.3.4\)](#) if the beginner connection is CONNTYPE\_TXUSER\_PROMOTE.

### 3.3.4.3 Obtaining a Propagation Token for a Transaction

If the higher-layer business logic decides to obtain a [Propagation Token](#) for a transaction, the application MUST perform the following actions:

- Find a [CONNTYPE\\_TXUSER\\_PROMOTE](#), [CONNTYPE\\_TXUSER\\_BEGINNER](#), or [CONNTYPE\\_TXUSER\\_BEGIN2](#) connection in the transaction connection list.
- If the connection is not found,
  - The application MUST return a failure result to the higher-layer business logic.

- Otherwise,
  - Create a new Propagation Token structure.
    - The **dwVersionMin** field MUST be set to 1.
    - The **dwVersionMax** field MUST be set to the maximum supported protocol version, as specified in section [3.1.4.1](#).
    - The **guidTx** field MUST be set to the **Transaction Object.Identifier** value of the provided Transaction object.
    - The **isoLevel** field MUST be set to the **Isolation Level** value of the provided Transaction object.
    - The **isoFlags** field MUST be set to the **Isolation Flags** value of the provided Transaction object.
    - The **cbSourceTmAddr** field MUST be set as specified in section [2.2.5.4](#).
    - The **szDesc** field MUST be set to the **Description** value of the provided Transaction object.
    - The **NameObject** field MUST be set to the **Transaction Manager Name** of the application.
    - The **AssociateMsgVersion2** field MUST be set as specified in section [2.2.5.4](#).
    - The **AssociateMsgVersion3** field MUST be set as specified in section [2.2.5.4](#).
  - Return the new Propagation Token structure and the total size of the new Propagation Token structure to the higher-layer business logic.

#### 3.3.4.4 Creating an Export Connection

If the higher-layer business logic initiates a push propagation by using a specified [SWhereabouts](#) structure, the application MUST perform the following actions:

- If the transaction manager of the application supports the [CONNTYPE\\_TXUSER\\_EXPORT2](#) connection type as specified in section [2.2.1.1.1](#):
  - Initiate a new CONNTYPE\_TXUSER\_EXPORT2 (section 2.2.8.2.2.3) connection by using the **Transaction Manager Name** field of the application.
- Otherwise:
  - Initiate a new [CONNTYPE\\_TXUSER\\_EXPORT](#) (section 2.2.8.2.2.2) connection by using the **Transaction Manager Name** field of the application.
- Add the connection to the transaction connection list.
- If the negotiated protocol version of the previously initiated CONNTYPE\_TXUSER\_EXPORT connection supports the [TXUSER\\_EXPORT\\_MTAG\\_CREATE2](#) (section 2.2.8.2.2.2) MTAG, as specified in [2.2.1.1.1](#):
  - Send a TXUSER\_EXPORT\_MTAG\_CREATE2 message by using the connection.
- Otherwise:

- Send a [TXUSER\\_EXPORT\\_MTAG\\_CREATE \(section 2.2.8.2.2.1\)](#) message using the connection:
- The **SourceTmAddr** field of the message MUST be set either to an [OLETX\\_TM\\_ADDR \(section 2.2.4.2\)](#) structure or a [NAMEOBJECTBLOB \(section 2.2.5.3\)](#) structure, as specified in section [2.2.1.1.1](#).
  - Find the [STmToTmProtocol](#) entries in the SWhereabouts structure corresponding to TmProtocolMsdtcV1 and TmProtocolMsdtcV2. See section [2.2.5.11](#) for more information.
  - If the **SourceTmAddr** field is an OLETX\_TM\_ADDR (section 2.2.4.2) structure, the fields of the OLETX\_TM\_ADDR structure MUST be set as follows:
    - The **guidSignature** field MUST be set as specified in section [2.2.4.2](#).
    - The **guidEndpoint** field MUST be set to the **guidEndpointID** field of the [SDtcCmEndpointInfoV1](#) structure.
    - The **grbComProtsSupported** field MUST be set to the **comprotSupported** field of the [SDtcCmEndpointInfoV1](#) structure.
    - If a TmProtocolMsdtcV2 entry was found:
      - The **wszHostName** field MUST be set to the **wszHostName** field of the [SDtcCmEndpointInfoV2](#) structure.
    - Otherwise:
      - The **wszHostName** field MUST be set to the **szHostName** field of the [SDtcCmEndpointInfoV1](#) structure and converted to Unicode little-endian UTF-16 encoding. This field MUST NOT contain a Unicode byte-order-mark (BOM) character.
  - Otherwise, if the **SourceTmAddr** field is a NAMEOBJECTBLOB structure, the fields of the NAMEOBJECTBLOB structure MUST be set as follows:
    - The **szGuid** field MUST be set to the **guidEndpointID** field of the [SDtcCmEndpointInfoV1](#) structure and formatted as a string, as specified in [\[C706\]](#) appendix A.
    - The **grbComProtsSupported** field MUST be set to the **comprotSupported** field of the [SDtcCmEndpointInfoV1](#) structure.
    - The **szHostName** field MUST be set to the **szHostName** field of the [SDtcCmEndpointInfoV1](#) structure.
    - The **dwcbHostName** and **dwReserved1** fields MUST be set as specified in section [2.2.5.3](#).
- Set the connection state to Awaiting Create Response.

### 3.3.4.5 Generating Trace Records for a Transaction Using CONNTYPE\_TXUSER\_TRACE

If the higher-layer business logic specifies that transaction trace records are to be generated to the trace file of the transaction manager for the higher-layer business logic specified transaction object, the application MUST perform the following steps:

- Initiate a new [CONNTYPE\\_TXUSER\\_TRACE \(section 2.2.8.3.5\)](#) connection by using the **Transaction Manager Name** field of the application.
- Send a [TXUSER\\_TRACE\\_MTAG\\_DUMP\\_TRANSACTION \(section 2.2.8.3.5.1\)](#) message:
  - The **guidTx** field MUST be set to the **Transaction Object.Identifier** of the provided transaction.
- Set the connection state to Awaiting Trace Response.

### 3.3.4.6 Importing a Transaction

If the higher-layer business logic specifies that a transaction be imported by using an [StxInfo \(section 2.2.5.10\)](#) structure, the application MUST perform the following steps:

- If the transaction manager of the application supports the [CONNTYPE\\_TXUSER\\_IMPORT2](#) connection type as specified in section [2.2.1.1.1](#):
  - The application MUST attempt to import the transaction by using CONNTYPE\_TXUSER\_IMPORT2 (section 2.2.8.2.2.5).
- Otherwise:
  - The application MUST attempt to import the transaction by using [CONNTYPE\\_TXUSER\\_IMPORT \(section 2.2.8.2.2.4\)](#).

#### 3.3.4.6.1 Importing a Transaction Using CONNTYPE\_TXUSER\_IMPORT

The application MUST perform the following actions:

- Initiate a new [CONNTYPE\\_TXUSER\\_IMPORT \(section 2.2.8.2.2.4\)](#) connection using the **Transaction Manager Name** field of the application.
- Get the transaction identifier from the provided [STxInfo \(section 2.2.5.10\)](#) structure.
  - If the **guidSignature** field of the provided STxInfo structure is set to the binary value representation of the [GUID](#) {2adb4463-bd41-11d0-b12e-00c04fc2f3ef}:
    - The transaction identifier MUST be set to the **uowTx** field of the provided STxInfo structure.
  - Otherwise,
    - The transaction identifier MUST be set to the **guidSignature** field of the provided STxInfo structure.
- Create a new transaction object that uses the transaction identifier obtained from the provided STxInfo structure.
- Add the connection to the transaction connection list.
- Set the **Connection-Specific Data** field of the connection to reference the new transaction object.
- Send a [TXUSER\\_IMPORT\\_MTAG\\_IMPORT \(section 2.2.8.2.2.4.3\)](#) message using the connection:
  - The **guidTx** field MUST be set to the transaction identifier obtained from the provided STxInfo (section 2.2.5.10) structure.

- Set the connection state to Awaiting Import Response.

#### 3.3.4.6.2 Importing a Transaction Using CONNTYPE\_TXUSER\_IMPORT2

The application MUST perform the following actions:

- Initiate a new [CONNTYPE\\_TXUSER\\_IMPORT2 \(section 2.2.8.2.2.5\)](#) connection using the **Transaction Manager Name** field of the application.
- Get the transaction identifier from the provided [STxInfo \(section 2.2.5.10\)](#) structure, as specified in section [3.3.4.6.1](#).
- Create a new transaction object that uses the transaction identifier obtained from the provided STxInfo structure.
- Add the connection to the transaction connection list.
- Set the **Connection-Specific Data** field of the connection to reference the new transaction object.
- Send a [TXUSER\\_IMPORT2 MTAG\\_IMPORT \(section 2.2.8.2.2.5.2\)](#) message using the connection:
  - The **guidTx** field MUST be set to the transaction identifier obtained from the provided STxInfo (section 2.2.5.10) structure.
- Set the connection state to Awaiting Import Response.

#### 3.3.4.7 Importing a Transaction with Additional Transaction Attributes

If the higher-layer business logic specifies that a transaction be imported by using a [STxInfo \(section 2.2.5.10\)](#) structure and that additional transaction attributes be set, the application MUST perform the following steps:

- If the transaction manager of the application does not support the [CONNTYPE\\_TXUSER\\_IMPORT2 \(section 2.2.8.2.2.5\)](#) connection type, as specified in section [2.2.1.1.1](#).
  - Return a failure result to the higher-layer business logic.
- Otherwise:
  - Initiate a new CONNTYPE\_TXUSER\_IMPORT2 connection using the **Transaction Manager Name** field of the application.
  - Get the transaction identifier from the provided STxInfo structure, as specified in section [3.3.4.6.1](#).
  - Create a new transaction object that uses the transaction identifier obtained from the provided STxInfo structure.
  - Add the connection to the transaction connection list.
  - Set the **Connection-Specific Data** field of the connection to reference the new transaction object.
  - Send a [TXUSER\\_IMPORT2 MTAG\\_IMPORT\\_WITH\\_SET \(section 2.2.8.2.2.5.3\)](#) message, using the connection:

- The **guidTx** field MUST be set to the transaction identifier obtained from the provided STxInfo (section 2.2.5.10) structure.
- The **isoLevel** field MUST be set to the provided isolation-level value. The **isoFlags** field MUST be set to the provided isolation flags value. The **szDesc** field MUST be set to the provided description string.
- Set the connection state to [Awaiting Import Response \(section 3.3.1.7.2\)](#).

### 3.3.4.8 Initiating Transaction Commit

If the higher-layer business logic initiates the commit of an existing transaction, the application MUST perform the following steps:

- Find a [CONNTYPE\\_TXUSER\\_PROMOTE](#), [CONNTYPE\\_TXUSER\\_BEGINNER](#), or [CONNTYPE\\_TXUSER\\_BEGIN2](#) connection in the transaction connection list.
- If a CONNTYPE\_TXUSER\_PROMOTE is found:
  - The application MUST attempt to complete the transaction by using CONNTYPE\_TXUSER\_PROMOTE.
- Otherwise, if a CONNTYPE\_TXUSER\_BEGINNER is found:
  - The application MUST attempt to complete the transaction by using CONNTYPE\_TXUSER\_BEGINNER.
- Otherwise, if a CONNTYPE\_TXUSER\_BEGIN2 is found:
  - The application MUST attempt to complete the transaction by using CONNTYPE\_TXUSER\_BEGIN2.
- Otherwise:
  - The application MUST return a failure result to the higher-layer business logic.

#### 3.3.4.8.1 Commit a Transaction Using CONNTYPE\_TXUSER\_BEGIN2

The application MUST perform the following actions:

- If the connection state is not Processing Transaction:
  - Return a failure result to the higher-layer business logic.
- Otherwise:
  - Send a [TXUSER\\_BEGIN2\\_MTAG\\_COMMIT \(section 2.2.8.1.2.3\)](#) message using the [CONNTYPE\\_TXUSER\\_BEGIN2 \(section 2.2.8.1.2\)](#) connection:
    - Set the connection state to Awaiting Commit Response.

#### 3.3.4.8.2 Commit a Transaction Using CONNTYPE\_TXUSER\_BEGINNER

The application MUST perform the following actions:

- If the state of the connection is not Processing Transaction:
  - Return a failure result to the higher-layer business logic.

- Otherwise:
  - Send a [TXUSER BEGINNER MTAG COMMIT \(section 2.2.8.1.1.6\)](#) message using the [CONNTYPE TXUSER BEGINNER \(section 2.2.8.1.1\)](#) connection:
    - The **grfRM** field MUST be set to an implementation-defined [GRFRM \(section 2.2.7.1\)](#) value.
    - The **fAsyncFull** field MUST be set to 0.
  - Set the connection state to Awaiting Commit Response.

#### 3.3.4.8.3 Commit a Transaction Using CONNTYPE\_TXUSER\_PROMOTE

The application MUST perform the following actions:

- If the state of the connection is not Processing Transaction:
  - Return a failure result to the higher-layer business logic.
- Otherwise:
  - Send a [TXUSER BEGIN2 MTAG COMMIT \(section 2.2.8.1.2.3\)](#) message using the [CONNTYPE TXUSER PROMOTE \(section 2.2.8.1.3\)](#) connection:
    - The **grfRM** field MUST be set to an implementation-defined [GRFRM \(section 2.2.7.1\)](#) value.
  - Set the connection state to Awaiting Commit Response.

#### 3.3.4.9 Initiating Transaction Rollback

If the higher-layer business logic initiates the rollback of an existing transaction, the application MUST perform the following steps:

- Find a [CONNTYPE TXUSER PROMOTE](#), [CONNTYPE TXUSER BEGIN2](#), [CONNTYPE TXUSER BEGINNER](#), [CONNTYPE TXUSER IMPORT2](#), or [CONNTYPE TXUSER IMPORT](#) connection in the transaction connection list.
- If a CONNTYPE\_TXUSER\_PROMOTE is found:
  - The application MUST attempt to roll back a transaction by using CONNTYPE\_TXUSER\_PROMOTE.
- Otherwise, if a CONNTYPE\_TXUSER\_BEGIN2 is found:
  - The application MUST attempt to roll back a transaction by using CONNTYPE\_TXUSER\_BEGIN2.
- Otherwise, if a CONNTYPE\_TXUSER\_BEGINNER is found:
  - The application MUST attempt to roll back a transaction by using CONNTYPE\_TXUSER\_BEGINNER.
- Otherwise, if a CONNTYPE\_TXUSER\_IMPORT2 is found:
  - The application MUST attempt to roll back a transaction by using CONNTYPE\_TXUSER\_IMPORT2.
- Otherwise, if a CONNTYPE\_TXUSER\_IMPORT is found:

- The application **MUST** attempt to roll back a transaction by using `CONNTYPE_TXUSER_IMPORT`.
- Otherwise, the application **MUST** return a failure result to the higher-layer business logic.

#### **3.3.4.9.1 Abort a Transaction Using `CONNTYPE_TXUSER_BEGIN2`**

The application **MUST** perform the following actions:

- If the connection state is not Processing Transaction:
  - Return a failure result to the higher-layer business logic.
- Otherwise:
  - Send a [TXUSER\\_BEGIN2 MTAG ABORT \(section 2.2.8.1.2.1\)](#) message using the [CONNTYPE\\_TXUSER\\_BEGIN2 \(section 2.2.8.1.2\)](#) connection.
  - Set the connection state to Awaiting Abort Response.

#### **3.3.4.9.2 Abort a Transaction Using `CONNTYPE_TXUSER_BEGINNER`**

The application **MUST** perform the following actions:

- If the connection state is not Processing Transaction:
  - Return a failure result to the higher-layer business logic.
- Otherwise:
  - Send a [TXUSER\\_BEGINNER MTAG ABORT \(section 2.2.8.1.1.1\)](#) message using the [CONNTYPE\\_TXUSER\\_BEGINNER \(section 2.2.8.1.1\)](#) connection:
    - The `guidReason` field **MUST** be set to the value that is provided by the higher-layer business logic, as specified in section [2.2.8.1.1.1](#).
  - Set the connection state to Awaiting Abort Response.

#### **3.3.4.9.3 Abort a Transaction Using `CONNTYPE_TXUSER_IMPORT`**

The application **MUST** perform the following actions:

- If the connection state is not Transaction Import Successful:
  - Return a failure result to the higher-layer business logic.
- Otherwise:
  - Send a [TXUSER\\_IMPORT MTAG ABORT \(section 2.2.8.2.2.4.1\)](#) message using the [CONNTYPE\\_TXUSER\\_IMPORT \(section 2.2.8.2.2.4\)](#) connection:
    - The **`guidReason`** field **MUST** be set to the value that is provided by the higher-layer business logic, as specified in section [2.2.8.2.2.4.1](#).
  - Set the connection state to Awaiting Abort Response.

#### 3.3.4.9.4 Abort a Transaction Using CONNTYPE\_TXUSER\_IMPORT2

The application MUST perform the following actions:

- If the connection state is not Transaction Import Successful:
  - Return a failure result to the higher-layer business logic.
- Otherwise:
  - Send a [TXUSER\\_IMPORT2\\_MTAG\\_ABORT \(section 2.2.8.2.2.5.1\)](#) message using the [CONNTYPE\\_TXUSER\\_IMPORT2 \(section 2.2.8.2.2.5\)](#) connection:
  - Set the connection state to Awaiting Abort Response.

#### 3.3.4.9.5 Roll Back a Transaction Using CONNTYPE\_TXUSER\_PROMOTE

The application MUST perform the following actions:

- If the connection state is not Processing Transaction:
  - Return a failure result to the higher-layer business logic.
- Otherwise:
  - Send a [TXUSER\\_BEGIN2\\_MTAG\\_ABORT \(section 2.2.8.1.2.1\)](#) message using the [CONNTYPE\\_TXUSER\\_PROMOTE \(section 2.2.8.1.3\)](#) connection.
  - Set the connection state to Awaiting Abort Response.

#### 3.3.4.10 Obtaining Extended Whereabouts Using CONNTYPE\_TXUSER\_EXTENDEDWHEREABOUTS

If the higher-layer business logic wants to obtain extended whereabouts for a transaction manager, the application MUST perform the following actions:

- Initiate a new [CONNTYPE\\_TXUSER\\_EXTENDEDWHEREABOUTS \(section 2.2.8.2.2.1\)](#) connection using the **Transaction Manager Name** field of the application.
- Send a [TXUSER\\_EXTENDEDWHEREABOUTS\\_MTAG\\_GET \(section 2.2.8.2.2.1.1\)](#) message using the connection.
- Set the connection state to Awaiting Get Response.

#### 3.3.4.11 Obtaining the Security Configuration of the Transaction Manager Using CONNTYPE\_TXUSER\_GETSECURITYFLAGS

If the higher-layer business logic wants to obtain the security configuration of the transaction manager, the application MUST perform the following steps:

- Initiate a new [CONNTYPE\\_TXUSER\\_GETSECURITYFLAGS \(section 2.2.8.4.1\)](#) connection by using the **Transaction Manager Name** field of the application.
- Send a [TXUSER\\_GETSECURITYFLAGS\\_MTAG\\_GETSECURITYFLAGS \(section 2.2.8.4.1.2\)](#) message.
- Set the connection state to Awaiting Get Response.

#### 3.3.4.11.1 Obtaining the Details for a Transaction

If the higher-layer business logic wants to obtain the details for a transaction, the application **MUST** perform the following steps:

- Initiate a new [CONNTYPE\\_TXUSER\\_GETTXDETAILS \(section 2.2.8.3.1\)](#) connection by using the **Transaction Manager Name** field of the application.
- Add the connection to the connection list of the transaction.
- Send a [TXUSER\\_GETTXDETAILS\\_MTAG\\_GET \(section 2.2.8.3.1.1\)](#) message using the connection:
  - The **guidTx** field **MUST** be set to the provided **Transaction Object.Identifier**.
- Set the connection state to Awaiting Response.

#### 3.3.4.12 Pulling a Transaction

If the higher-layer business logic wants to perform pull propagation of a transaction by using a [Propagation Token \(section 2.2.5.4\)](#) structure, the application **MUST** perform the following actions:

- Initiate a new [CONNTYPE\\_TXUSER\\_ASSOCIATE](#) connection using the **Transaction Manager Name** field of the application.
- Create a new transaction object that uses the **guidTx** field of the **Propagation\_Token** as the transaction identifier.
- Add the connection to the connection list of the new transaction object.
- Set the **Connection-Specific Data** field of the connection to the new transaction object.
- Send a [TXUSER\\_ASSOCIATE\\_MTAG\\_ASSOCIATE](#) message using the connection:
  - The **guidTx** field **MUST** be set to the **guidTx** field of the **Propagation\_Token**.
  - The **isoLevel** field **MUST** be set to the **isoLevel** field of the **Propagation\_Token**.
  - The **isoFlags** field **MUST** be set to the **isoFlags** field of the **Propagation\_Token**.
  - The **szDesc** field **MUST** be set to the **szDesc** field of the **Propagation\_Token**.
  - The **SourceTmAddr** field in the message **MUST** be set from either an [OLETX\\_TM\\_ADDR](#) structure or a [NAMEOBJECTBLOB](#) structure, as specified in section [2.2.1.1.1](#):
    - If the **SourceTmAddr** field is an **OLETX\_TM\_ADDR** structure, the **OLETX\_TM\_ADDR** structure fields **MUST** be set as follows:
      - The **guidSignature** field **MUST** be set as specified in section [2.2.4.2](#).
      - The **guidEndpoint** field **MUST** be set to the **szGuid** field of the **NameObject** field within the **Propagation\_Token**, converted from a string to a GUID as specified in [\[C706\]](#) appendix A.
      - The **grbComProtsSupported** field **MUST** be set to the **Propagation\_Token**'s **NameObject** field's **grbComProtsSupported** field.
    - If the **dwVersionMax** field of the **Propagation\_Token** is at least 2:

- The **wszHostName** field MUST be set to the **Propagation-Token.NameObject.szHostName** field.
- Otherwise:
  - The **wszHostName** field MUST be set to the **Propagation-Token.NameObject.szHostName** field, converted to little-endian UTF-16 encoding. This field MUST NOT contain a Unicode BOM character.
  - Otherwise, if the **SourceTmAddr** field is a NAMEOBJECTBLOB structure, the NAMEOBJECTBLOB structure fields MUST be set to the same values as the **NameObject** field of the **Propagation-Token**.
- The **cbSourceTmAddr** field MUST be set as specified in section [2.2.8.2.1.1.1](#).
- Set the connection state to Awaiting Associate Response.

### 3.3.4.13 Push a Transaction Using an Existing Export Connection

If the higher-layer business logic decides to export a transaction by using an existing export connection, the application MUST perform the following actions:

- If the provided connection state is not Connection Active:
  - Return a failure result to the higher-layer business logic.
- Otherwise:
  - Send a [TXUSER\\_EXPORT\\_MTAG\\_EXPORT \(section 2.2.8.2.2.6\)](#) message using the provided connection:
    - The **guidTX** field MUST be set to the provided **Transaction Object.Identifier** field of the transaction object.
  - Set the connection state to Awaiting Export Response.

### 3.3.4.14 Obtaining a Transaction Cookie Using an Existing Export Connection

If the higher-layer business logic obtains a transaction cookie by using an existing export connection, the application MUST perform the following actions:

- If the provided connection state is not Connection Active:
  - Return a failure result to the higher-layer business logic.
- Otherwise:
  - If the provided transaction cookie size is equal to the size of **STxInfo** structure:
    - Create a new **STxInfo** structure.
    - The **guidSignature** field MUST be set as specified in section [2.2.4.2](#).
    - The **uowTx** field MUST be set to the **Transaction Object.Identifier** of the provided Transaction Object.
    - The **tmprotUsed** field MUST be set with the TM\_PROTOCOL value specified in the whereabouts data of the export connection.

- The **cbProtocolSpecificTxInfo** field MUST be set to zero.
- Return the newly created **STxInfo** structure, the size of the **STxInfo** structure, and the success result to the higher-layer business logic.
- Otherwise:
  - Return the **Transaction Object.Identifier** of the provided Transaction object, the size of GUID, and the success result to the higher-layer business logic.

### 3.3.4.15 Resolving a Transaction

If the higher-layer business logic determines that it needs to manually resolve the outcome of a transaction, the application MUST perform the following steps:

- If the transaction is not in either the [Failed to Notify \(section 3.2.1.3.13\)](#) or the [In Doubt \(section 3.2.1.3.12\)](#) state:
  - Return a failure result to the higher-layer business logic.
- Otherwise:
  - Initiate a new [CONNTYPE TXUSER RESOLVE \(section 2.2.8.3.2\)](#) connection using the **Transaction Manager Name** field of the application.
  - If the transaction is in the Failed to Notify (section 3.2.1.3.13) state:
    - Send a [TXUSER RESOLVE MTAG FORGET COMMITTED \(section 2.2.8.3.2.5\)](#) message using the connection:
      - The **guidTx** field MUST be set to the **Transaction Object.Identifier** of the provided transaction.
    - Set the connection state to [Awaiting Forget Response \(section 3.3.1.11.3\)](#).
  - Otherwise, if the transaction is in the In Doubt (section 3.2.1.3.12) state:
    - If the higher-layer business logic wants to manually resolve the transaction outcome as Commit:
      - Send a [TXUSER RESOLVE MTAG CHILD COMMIT \(section 2.2.8.3.2.3\)](#) message using the connection:
        - The **guidTx** field MUST be set to the **Transaction Object.Identifier** of the provided transaction.
      - Set the connection state to [Awaiting Commit Response \(section 3.3.1.1.4\)](#).
    - Otherwise, if the higher-layer business logic wants to manually resolve the transaction outcome as Abort:
      - Send a [TXUSER RESOLVE MTAG CHILD ABORT \(section 2.2.8.3.2.2\)](#) message using the connection:
        - The **guidTx** field MUST be set to the **Transaction Object.Identifier** of the provided transaction.
      - Set the connection state to [Awaiting Abort Response \(section 3.3.1.1.5\)](#).

### 3.3.5 Processing Events and Sequencing Rules

#### 3.3.5.1 Transaction Initiation and Completion

##### 3.3.5.1.1 CONNTYPE\_TXUSER\_BEGINNER as Initiator

For all messages that are received in this connection type, the application MUST process the message as specified in section [3.1](#). The application MUST also follow the processing rules that are specified in the following sections.

###### 3.3.5.1.1.1 Receiving a TXUSER\_BEGINNER\_MTAG\_BEGUN Message

When the application receives a [TXUSER\\_BEGINNER\\_MTAG\\_BEGUN](#) message, the application MUST perform the following actions:

- If the connection state is [Awaiting Begin Response](#):
  - Set the connection state to Processing Transaction.
  - Create a transaction object that is initialized as follows:
    - Set the transaction **Transaction Object.Identifier** field to the **guidTx** field from the message.
    - Set the transaction **Root** field to true.
  - Add the connection to the connection list of the transaction.
  - Set the **Connection-Specific Data** field of the connection to the transaction object.
  - Return a success result and a reference to the transaction object to the higher-layer business logic.
- Otherwise, the message MUST be processed as an invalid message as specified in section [3.1.6](#).

###### 3.3.5.1.1.2 Receiving a TXUSER\_BEGINNER\_MTAG\_BEGIN\_NO\_MEM or TXUSER\_BEGINNER\_MTAG\_BEGIN\_LOG\_FULL Message

When the application receives either of these messages, the application MUST perform the following actions:

- If the connection state is Awaiting Begin Response:
  - Return a failure result to the higher-layer business logic.
  - Set the connection state to Ended.
- Otherwise, the message MUST be processed as an invalid message as specified in section [3.1.6](#).

###### 3.3.5.1.1.3 Receiving a TXUSER\_BEGINNER\_MTAG\_REQUEST\_COMPLETED Message

When the application receives a [TXUSER\\_BEGINNER\\_MTAG\\_REQUEST\\_COMPLETED](#) message, the application MUST perform the following actions:

- If the connection state is Awaiting Commit Response:

- Return a Transaction Committed result to the higher-layer business logic.
- Set the connection state to Ended.
- If the connection state is Awaiting Abort Response:
  - Return a Transaction Aborted result to the higher-layer business logic.
  - Set the connection state to Ended.
- Otherwise, the message MUST be processed as an invalid message as specified in section [3.1.6](#).

#### **3.3.5.1.1.4 Receiving a TXUSER\_BEGINNER\_MTAG\_COMMIT\_TOO\_LATE Message**

When the application receives a [TXUSER\\_BEGINNER\\_MTAG\\_COMMIT\\_TOO\\_LATE](#) message, the application MUST perform the following actions:

- If the connection state is Awaiting Commit Response:
  - Return a Transaction Aborted result to the higher-layer business logic.
  - Set the connection state to Ended.
- Otherwise, the message MUST be processed as an invalid message as specified in section [3.1.6](#).

#### **3.3.5.1.1.5 Receiving a TXUSER\_BEGINNER\_MTAG\_COMMIT\_INDOUBT Message**

When the application receives a [TXUSER\\_BEGINNER\\_MTAG\\_COMMIT\\_INDOUBT](#) (section [2.2.8.1.1.7](#)) message, the application MUST perform the following actions:

- If the connection state is Awaiting Commit Response:
  - Return a transaction [In Doubt](#) (section [3.2.1.3.12](#)) result to the higher-layer business logic.
  - Set the connection state to Ended.
- Otherwise, the message MUST be processed as an invalid message as specified in section [3.1.6](#).

#### **3.3.5.1.1.6 Connection Disconnected**

When a [CONNTYPE\\_TXUSER\\_BEGINNER](#) (section [2.2.8.1.1](#)) connection is disconnected, the application MUST perform the following actions:

- If the connection state is Awaiting Begin Response:
  - Return a failure result to the higher-layer business logic.
- If the connection state is Awaiting Abort Response:
  - Return a transaction aborted result to the higher-layer business logic.
- If the connection state is Awaiting Commit Response:
  - Return a transaction [In Doubt](#) (section [3.2.1.3.12](#)) result to the higher-layer business logic.
- Otherwise, the event MUST be processed as specified in section [3.1.8.3](#).

### 3.3.5.1.2 CONNTYPE\_TXUSER\_BEGIN2 as Initiator

For all messages that are received in this connection type, the application MUST process the message as specified in section [3.1](#). The application MUST also follow the processing rules that are specified in the following sections.

#### 3.3.5.1.2.1 Receiving a TXUSER\_BEGIN2\_MTAG\_SINK\_BEGUN Message

When the application receives a [TXUSER\\_BEGIN2\\_MTAG\\_SINK\\_BEGUN](#) message, the application MUST perform the following actions:

- If the connection state is Awaiting Begin Response, the application MUST:
  - Set the connection state to Processing Transaction.
  - Create a transaction object that is initialized as follows:
    - Set the transaction **Transaction Object.Identifier** field to the **guidTx** field from the message.
    - Set the transaction **Root** field to true.
  - Add the connection to the transaction connection list.
  - Set the transaction field of the connection to the transaction.
  - Return a success result and a reference to the transaction object to the higher-layer business logic.
- Otherwise, the message MUST be processed as an invalid message as specified in section [3.1.6](#).

#### 3.3.5.1.2.2 Receiving a TXUSER\_SETTXTIMEOUT\_MTAG\_REQUEST\_COMPLETE Message

When the application receives a [TXUSER\\_SETTXTIMEOUT\\_MTAG\\_REQUEST\\_COMPLETE](#) message, the application MUST perform the following actions:

- If the connection state is Awaiting Set Timeout Response, the application MUST:
  - Set the connection state to Processing Transaction.
  - Return a success result to the higher-layer business logic.
- Otherwise, the message MUST be processed as an invalid message as specified in section [3.1.6](#).

#### 3.3.5.1.2.3 Receiving a TXUSER\_SETTXTIMEOUT\_MTAG\_TOO\_LATE Message

When the application receives a [TXUSER\\_SETTXTIMEOUT\\_MTAG\\_TOO\\_LATE](#) message, the application MUST perform the following actions:

- If the connection state is Awaiting Set Timeout Response, the application MUST:
  - Set the connection state to Processing Transaction.
  - Return a failure result to the higher-layer business logic.
- Otherwise, the message MUST be processed as an invalid message as specified in section [3.1.6](#).

#### 3.3.5.1.2.4 Receiving a TXUSER\_SETTXTIMEOUT\_MTAG\_TX\_NOT\_FOUND Message

When the application receives a [TXUSER\\_SETTXTIMEOUT\\_MTAG\\_TX\\_NOT\\_FOUND \(section 2.2.8.3.3.1\)](#) message, the application MUST perform the following actions:

- If the connection state is [Awaiting Set Timeout Response \(section 3.3.1.2.4\)](#), the application MUST:
  - Set the connection state to [Processing Transaction \(section 3.3.1.2.3\)](#).
  - Return a failure result to the higher-layer business logic.
- Otherwise, the message MUST be processed as an invalid message, as specified in section [3.1.6](#).

#### 3.3.5.1.2.5 Receiving a TXUSER\_BEGIN2\_MTAG\_SINK\_ERROR Message

When the application receives a [TXUSER\\_BEGIN2\\_MTAG\\_SINK\\_ERROR](#) message, the application MUST perform the following actions:

- If the connection state is Awaiting Begin Response:
  - If the **Error** field in the message is set to TRUN\_TXBEGIN\_ERROR\_NO\_MEM or TRUN\_TXBEGIN\_ERROR\_BEGIN\_LOG\_FULL or TRUN\_TXBEGIN\_ERROR\_DUPLICATE\_GUID:
    - Return a failure result to the higher-layer business logic.
    - Set the connection state to Ended.
  - Otherwise, the message MUST be processed as an invalid message as specified in section [3.1.6](#).
- If the connection state is [Processing Transaction \(section 3.3.1.2.3\)](#):
  - If the **Error** field of the message is set to TRUN\_TXBEGIN\_ERROR\_NOTIFY\_ABORTED:
    - Return a transaction aborted result to the higher-layer business logic.
    - Set the connection state to Ended.
  - Otherwise, the message MUST be processed as an invalid message as specified in section [3.1.6](#).
- If the connection state is Awaiting Commit Response:
  - If the **Error** field in the message is set to TRUN\_TXBEGIN\_ERROR\_NOTIFY\_COMMITTED or TRUN\_TXBEGIN\_ERROR\_NOTIFY\_ABORTED or TRUN\_TXBEGIN\_ERROR\_NOTIFY\_INDOUBT:
    - Return the corresponding transaction outcome as a result to the higher-layer business logic.
    - Set the connection state to Ended.
  - Otherwise, the message MUST be processed as an invalid message as specified in section [3.1.6](#).
- If the connection state is Awaiting Abort Response:
  - If the **Error** field of the message is set to TRUN\_TXBEGIN\_ERROR\_NOTIFY\_ABORTED:

- Return a transaction aborted result to the higher-layer business logic.
- Set the connection state to Ended.
- Otherwise, the message MUST be processed as an invalid message as specified in section [3.1.6](#).
- If the Connection state is Awaiting Set Timeout Response:
  - If the **Error** field of the message is set to TRUN\_TXBEGIN\_ERROR\_NOTIFY\_ABORTED:
    - Return a Transaction Aborted result to the higher-layer business logic.
    - Set the connection state to Ended.
  - Otherwise, the message MUST be processed as an invalid message as specified in section [3.1.6](#).
- Otherwise, the message MUST be processed as an invalid message as specified in section [3.1.6](#).

#### 3.3.5.1.2.6 Connection Disconnected

When a [CONNTYPE\\_TXUSER\\_BEGIN2](#) connection is disconnected, the application MUST perform the following actions:

- If the connection state is Awaiting Begin Response:
  - Return a failure result to the higher-layer business logic.
- If the connection state is Awaiting Set Timeout Response, Processing Transaction, or Awaiting Abort Response:
  - Return a transaction aborted result to the higher-layer business logic.
- If the connection state is Awaiting Commit Response:
  - Return a transaction [In Doubt \(section 3.2.1.3.12\)](#) result to the higher-layer business logic.
- Otherwise, the event MUST be processed as specified in section [3.1.8.3](#).

#### 3.3.5.1.3 CONNTYPE\_TXUSER\_PROMOTE as Initiator

Unless stated otherwise in this section, the [CONNTYPE\\_TXUSER\\_PROMOTE \(section 2.2.8.1.3\)](#) connection type that is acting as an initiator MUST follow the same message processing rules as the [CONNTYPE\\_TXUSER\\_BEGIN2 \(section 2.2.8.1.2\)](#) connection type that is acting as an initiator, as specified in [CONNTYPE\\_TXUSER\\_BEGIN2 as Initiator \(section 3.3.5.1.2\)](#).

##### 3.3.5.1.3.1 Receiving a TXUSER\_BEGIN2\_MTAG\_SINK\_BEGUN Message

When the application receives a TXUSER\_BEGIN2\_MTAG\_SINK\_BEGUN message, the application MUST perform the following actions:

- If the connection state is [Awaiting Promote Response \(section 3.3.1.3.2\)](#), the application MUST:
  - Set the connection state to [Processing Transaction \(section 3.3.1.3.3\)](#).
  - Create a transaction object that is initialized as follows:

- Set the transaction **Transaction Object.Identifier** field to the **guidTx** field from the message. The **guidTx** MUST be the same value as the **guidTx** field in [TXUSER\\_BEGINNER\\_MTAG\\_PROMOTE \(section 2.2.8.1.3.1\)](#) message that was sent to the transaction manager.
- Set the transaction **Root** field to true.
- Add the connection to the transaction connection list.
- Set the transaction field of the connection to the transaction.
- Return a success result and a reference to the transaction object to the higher-layer business logic.
- Otherwise, the message MUST be processed as an invalid message as specified in section [3.1.6](#).

#### 3.3.5.1.3.2 Receiving a TXUSER\_BEGIN2\_MTAG\_SINK\_ERROR Message

When the application receives a TXUSER\_BEGIN2\_MTAG\_SINK\_ERROR message, the application MUST perform the following actions:

- If the connection state is [Awaiting Promote Response \(section 3.3.1.3.2\)](#):
  - If the **Error** field in the message is set to **TRUN\_TXBEGIN\_ERROR\_NO\_MEM** or **TRUN\_TXBEGIN\_ERROR\_BEGIN\_LOG\_FULL** or **TRUN\_TXBEGIN\_ERROR\_DUPLICATE\_GUID**:
    - Return a failure result to the higher-layer business logic.
    - Set the connection state to [Ended \(section 3.3.1.3.7\)](#).
  - Otherwise, the message MUST be processed as an invalid message as specified in section [3.1.6](#).
- Otherwise,
  - The application MUST follow the same message processing rules as the CONNTYPE\_TXUSER\_BEGIN2 connection type acting as an acceptor as specified in [Receiving a TXUSER\\_BEGIN2\\_MTAG\\_SINK\\_ERROR Message \(section 3.3.5.1.2.5\)](#).

### 3.3.5.2 Transaction Propagation

#### 3.3.5.2.1 Pull Propagation

##### 3.3.5.2.1.1 CONNTYPE\_TXUSER\_ASSOCIATE as Initiator

For all messages that are received in this connection type, the application MUST process the messages as specified in section [3.1](#).

The application MUST also follow the processing rules that are specified in the following sections.

##### 3.3.5.2.1.1.1 Receiving a TXUSER\_ASSOCIATE\_MTAG\_ASSOCIATED Message

When the application receives a [TXUSER\\_ASSOCIATE\\_MTAG\\_ASSOCIATED](#) message, the application MUST perform the following actions:

- If the connection state is Awaiting Associate Response, the application MUST:

- Set the connection state to [Active \(section 3.3.1.4.3\)](#).
- Return a success result and a reference to the transaction object that is referenced by this connection's Connection-Specific Data field to the higher-layer business logic.
- Otherwise, the message MUST be processed as an invalid message as specified in section [3.1.6](#).

### 3.3.5.2.1.1.2 Receiving Other TXUSER\_ASSOCIATE\_MTAG Messages

When the application receives one of these messages:

- [TXUSER\\_ASSOCIATE\\_MTAG\\_TX\\_NOT\\_FOUND](#)
- [TXUSER\\_ASSOCIATE\\_MTAG\\_TOO\\_LATE](#)
- [TXUSER\\_ASSOCIATE\\_MTAG\\_CREATE\\_BAD\\_TMADDR](#)
- [TXUSER\\_ASSOCIATE\\_MTAG\\_LOG\\_FULL\\_LOCAL](#)
- [TXUSER\\_ASSOCIATE\\_MTAG\\_NO\\_MEM\\_LOCAL](#)
- [TXUSER\\_ASSOCIATE\\_MTAG\\_LOG\\_FULL\\_REMOTE](#)
- [TXUSER\\_ASSOCIATE\\_MTAG\\_NO\\_MEM\\_REMOTE](#)
- [TXUSER\\_ASSOCIATE\\_MTAG\\_TOO\\_MANY\\_REMOTE](#)
- [TXUSER\\_ASSOCIATE\\_MTAG\\_TOO\\_MANY\\_LOCAL](#)

the application MUST perform the following actions:

- If the connection state is Awaiting Associate Response:
  - Set the connection state to Ended.
  - Return a failure result to the higher-layer business logic.
- Otherwise, the message MUST be processed as an invalid message as specified in section [3.1.6](#).

### 3.3.5.2.1.1.3 Receiving a TXUSER\_IMPORT2\_MTAG\_SINK\_ERROR Message

When the application receives a TXUSER\_IMPORT2\_MTAG\_SINK\_ERROR message, the application MUST perform the following actions:

- If the connection state is Active:
  - If the **Error** field in the message is set to TRUN\_TXBEGIN\_ERROR\_NOTIFY\_COMMITTED, TRUN\_TXBEGIN\_ERROR\_NOTIFY\_ABORTED, or TRUN\_TXBEGIN\_ERROR\_NOTIFY\_INDOUBT:
    - Notify the higher-layer business logic of the outcome of the transaction.
    - Set the connection state to Ended.
  - Otherwise, the message MUST be processed as an invalid message as specified in section [3.1.6](#).
- Otherwise, the message MUST be processed as an invalid message as specified in section [3.1.6](#).

#### 3.3.5.2.1.1.4 Connection Disconnected

When a [CONNTYPE\\_TXUSER\\_ASSOCIATE \(section 2.2.8.2.1.1\)](#) connection is disconnected, the application MUST perform the following actions:

- If the connection state is Awaiting Associate Response:
  - Return a failure result to the higher-layer business logic.
- Otherwise, the event MUST be processed as specified in section [3.1.8.3](#).

#### 3.3.5.2.2 Push Propagation

##### 3.3.5.2.2.1 CONNTYPE\_TXUSER\_EXTENDEDWHEREABOUTS as Initiator

For all messages that are received in this connection type, the application MUST process the message as specified in section [3.1](#). The application MUST also follow the processing rules as specified in the following sections.

##### 3.3.5.2.2.1.1 Receiving a TXUSER\_EXTENDEDWHEREABOUTS\_MTAG\_GOT Message

When the application receives a [TXUSER\\_EXTENDEDWHEREABOUTS\\_MTAG\\_GOT](#) message, the application MUST perform the following actions:

- If the connection state is Awaiting Get Response:
  - Create a new [SWhereabouts](#) structure.
  - Set the **guidSignature** field to the GUID value {2adb4462-bd41-11d0-b12e-00c04fc2f3ef}.
  - Set the **cTmToTmProtocols** field to the **dwProtocolCount** field of the message.
  - Set the **rgtmprotUsableList** field to the **rgtmprotUsableList** field of the message.
  - Return a success result and the new SWhereabouts structure to the higher-layer business logic.
  - Set the connection state to Ended.
- Otherwise, the message MUST be processed as an invalid message as specified in section [3.1.6](#).

##### 3.3.5.2.2.1.2 Receiving a TXUSER\_EXTENDEDWHEREABOUTS\_MTAG\_NOMEM Message

When the application receives a [TXUSER\\_EXTENDEDWHEREABOUTS\\_MTAG\\_NOMEM](#) message, the application MUST perform the following actions:

- If the connection state is Awaiting Get Response:
  - Return a failure result to the higher-layer business logic.
  - Set the connection state to Ended.
- Otherwise, the message MUST be processed as an invalid message as specified in section [3.1.6](#).

### **3.3.5.2.2.1.3 CONNTYPE\_TXUSER\_EXTENDEDWHEREABOUTS Connection Disconnected**

When a [CONNTYPE\\_TXUSER\\_EXTENDEDWHEREABOUTS \(section 2.2.8.2.2.1\)](#) connection is disconnected, the application MUST perform the following actions:

- If the connection state is Awaiting Get Response:
  - Return a failure result to the higher-layer business logic.
- Otherwise, the event MUST be processed as specified in section [3.1.8.3](#).

### **3.3.5.2.2.2 CONNTYPE\_TXUSER\_EXPORT as Initiator**

For all messages that are received in this connection type, the application MUST process the message as specified in section [3.1](#). The application MUST also follow the processing rules as specified in the following sections.

#### **3.3.5.2.2.2.1 Receiving a TXUSER\_EXPORT\_MTAG\_CREATED Message**

When the application receives a [TXUSER\\_EXPORT\\_MTAG\\_CREATED](#) message, the application MUST perform the following actions:

- If the connection state is Awaiting Create Response:
  - Set the connection state to Connection Active.
  - Return a success result to the higher-layer business logic.
- Otherwise, the message MUST be processed as an invalid message as specified in section [3.1.6](#).

#### **3.3.5.2.2.2.2 Receiving a TXUSER\_EXPORT\_MTAG\_CREATE\_BAD\_TMADDR or TXUSER\_EXPORT\_MTAG\_CREATE\_NET\_TX\_DISABLED Message**

When the application receives one of these messages, the application MUST perform the following actions:

- If the connection state is Awaiting Create Response:
  - Return a failure result to the higher-layer business logic.
  - Set the connection state to Ended.
- Otherwise, the message MUST be processed as an invalid message as specified in section [3.1.6](#).

#### **3.3.5.2.2.2.3 Receiving a TXUSER\_EXPORT\_MTAG\_EXPORTED Message**

When the application receives a TXUSER\_EXPORT\_MTAG\_EXPORTED message, the application MUST perform the following actions:

- If the connection state is Awaiting Export Response:
  - Set the connection state to Connection Active.
  - Return a success result to the higher-layer business logic.

- If the application uses [OLETX\\_TM\\_ADDR \(section 2.2.1.1.1\)](#) for creating an Export Connection:
  - Compute the size of **STxInfo** structure in bytes and return the size of the **STxInfo** structure to the higher-layer business logic.
- Otherwise:
  - Compute the size of GUID in bytes and return the size of the GUID to the higher-layer business logic.
- Otherwise, the message MUST be processed as an invalid message as specified in section [3.1.6](#).

#### **3.3.5.2.2.2.4 Receiving a TXUSER\_EXPORT\_MTAG\_EXPORT\_LOG\_FULL, TXUSER\_EXPORT\_MTAG\_EXPORT\_NO\_MEM, TXUSER\_EXPORT\_MTAG\_EXPORT\_TOO\_LATE, TXUSER\_EXPORT\_MTAG\_EXPORT\_TOO\_MANY, or TXUSER\_EXPORT\_MTAG\_EXPORT\_NOT\_FOUND Message**

When the application receives one of these messages, the application MUST perform the following actions:

- If the connection state is Awaiting Export Response, the application MUST:
  - Set the connection state to Connection Active.
  - Return a failure result to the higher-layer business logic.
- Otherwise, the message MUST be processed as an invalid message as specified in section [3.1.6](#).

#### **3.3.5.2.2.2.5 CONNTYPE\_TXUSER\_EXPORT Connection Disconnected**

When a [CONNTYPE\\_TXUSER\\_EXPORT \(section 2.2.8.2.2.2\)](#) connection is disconnected, the application MUST perform the following additional actions:

- If the connection state is Awaiting Create Response or Awaiting Export Response:
  - Return a failure result to the higher-layer business logic.
- Otherwise, the event MUST be processed as specified in section [3.1.8.3](#).

#### **3.3.5.2.2.3 CONNTYPE\_TXUSER\_EXPORT2 as Initiator**

For all messages that are received in this connection type, the application MUST process the message as specified in section [3.1](#). The application MUST also follow the processing rules as specified in the following sections.

##### **3.3.5.2.2.3.1 Receiving a TXUSER\_EXPORT\_MTAG\_CREATED Message**

When the application receives a [TXUSER\\_EXPORT\\_MTAG\\_CREATED](#) message, the application MUST perform the actions specified in section [3.3.5.2.2.1](#).

#### **3.3.5.2.2.3.2 Receiving a TXUSER\_EXPORT\_MTAG\_CREATE\_BAD\_TMADDR or TXUSER\_EXPORT\_MTAG\_CREATE\_NET\_TX\_DISABLED Message**

When the application receives one of these messages, the application MUST perform the actions specified in section [3.3.5.2.2.2.2](#).

#### **3.3.5.2.2.3.3 Receiving a TXUSER\_EXPORT\_MTAG\_EXPORTED Message**

When the application receives one of these messages, the application MUST perform the actions specified in section [3.3.5.2.2.2.3](#).

#### **3.3.5.2.2.3.4 Receiving a TXUSER\_EXPORT\_MTAG\_EXPORT\_LOG\_FULL, TXUSER\_EXPORT\_MTAG\_EXPORT\_NO\_MEM, TXUSER\_EXPORT\_MTAG\_EXPORT\_TOO\_LATE, TXUSER\_EXPORT\_MTAG\_EXPORT\_TOO\_MANY, TXUSER\_EXPORT\_MTAG\_EXPORT\_NOT\_FOUND, or TXUSER\_EXPORT\_MTAG\_EXPORT\_COMM\_FAILED Message**

When the application receives one of these messages, the application MUST perform the actions specified in section [3.3.5.2.2.2.4](#).

#### **3.3.5.2.2.3.5 CONNTYPE\_TXUSER\_EXPORT2 Connection Disconnected**

When a [CONNTYPE\\_TXUSER\\_EXPORT2 \(section 2.2.8.2.2.3\)](#) connection is disconnected, the application MUST perform the following additional actions:

- If the connection state is Awaiting Create Response or Awaiting Export Response:
  - Return a failure result to the higher-layer business logic.
- Otherwise, the event MUST be processed as specified in section [3.1.8.3](#).

#### **3.3.5.2.2.4 CONNTYPE\_TXUSER\_IMPORT as Initiator**

For all messages that are received in this connection type, the application MUST process the messages as specified in section [3.1](#). The application MUST also follow the processing rules as specified in the following sections.

##### **3.3.5.2.2.4.1 Receiving a TXUSER\_IMPORT\_MTAG\_IMPORTED Message**

When the application receives a [TXUSER\\_IMPORT\\_MTAG\\_IMPORTED](#) message, the application MUST perform the following actions:

- If the connection state is Awaiting Import Response:
  - Set the connection state to Transaction Import Successful.
  - Return a success result and a reference to the transaction object to the higher-layer business logic.
- Otherwise, the message MUST be processed as an invalid message as specified in section [3.1.6](#).

#### **3.3.5.2.2.4.2 Receiving a TXUSER\_IMPORT\_MTAG\_IMPORT\_TX\_NOT\_FOUND Message**

When the application receives a [TXUSER\\_IMPORT\\_MTAG\\_IMPORT\\_TX\\_NOT\\_FOUND](#) message, the application MUST perform the following actions:

- If the connection state is Awaiting Import Response:
  - Set the connection state to Ended.
  - Return a failure result to the higher-layer business logic.
- Otherwise, the message MUST be processed as an invalid message as specified in section [3.1.6](#).

#### **3.3.5.2.2.4.3 Receiving a TXUSER\_IMPORT\_MTAG\_ABORT\_TOO\_LATE message.**

When the application receives a [TXUSER\\_IMPORT\\_MTAG\\_IMPORT\\_TOO\\_LATE](#) message, the application MUST perform the following actions:

- If the connection state is Awaiting Abort Response:
  - Set the connection state to Ended.
  - Return a failure result to the higher-layer business logic.
- Otherwise, the message MUST be processed as an invalid message as specified in section [3.1.6](#).

#### **3.3.5.2.2.4.4 Receiving a TXUSER\_IMPORT\_MTAG\_REQUEST\_COMPLETED Message**

When the application receives a [TXUSER\\_IMPORT\\_MTAG\\_REQUEST\\_COMPLETED](#) message, the application MUST perform the following actions:

- If the connection state is Awaiting Abort Response:
  - Set the connection state to Ended.
  - Return a success result to the higher-layer business logic.
- Otherwise, the message MUST be processed as an invalid message as specified in section [3.1.6](#).

#### **3.3.5.2.2.4.5 Connection Disconnected**

When a [CONNTYPE\\_TXUSER\\_IMPORT \(section 2.2.8.2.2.4\)](#) connection is disconnected, the application MUST perform the following actions:

- If the connection state is Awaiting Import Response or Awaiting Abort Response:
  - Return a failure result to the higher-layer business logic.
- Otherwise, the event MUST be processed as specified in section [3.1.8.3](#).

#### **3.3.5.2.2.5 CONNTYPE\_TXUSER\_IMPORT2 as Initiator**

For all messages that are received in this connection type, the application MUST process the messages as specified in section [3.1](#). The application MUST also follow the processing rules as specified in the following sections.

### 3.3.5.2.2.5.1 Receiving a TXUSER\_IMPORT2\_MTAG\_SINK\_IMPORTED Message

When the application receives a [TXUSER\\_IMPORT2\\_MTAG\\_SINK\\_IMPORTED](#) message, the application MUST perform the following actions:

- If the connection state is Awaiting Import Response:
  - Set the connection state to Transaction Import Successful.
  - Return a success result and a reference to the transaction object to the higher-layer business logic.
- Otherwise, the message MUST be processed as an invalid message as specified in section [3.1.6](#).

### 3.3.5.2.2.5.2 Receiving a TXUSER\_IMPORT2\_MTAG\_SINK\_ERROR Message

When the application receives a [TXUSER\\_IMPORT2\\_MTAG\\_SINK\\_ERROR](#) message, the application MUST perform the following actions:

- If the connection state is Awaiting Import Response:
  - If the **Error** field in the message is set to TRUN\_TXIMPORT\_ERROR\_IMPORT\_TX\_NOT\_FOUND:
    - Return a failure result to the higher-layer business logic.
    - Set the connection state to Ended.
  - Otherwise, the message MUST be processed as an invalid message as specified in section [3.1.6](#).
- If the connection state is Awaiting Abort Response:
  - If the **Error** field in the message is set to TRUN\_TXIMPORT\_ERROR\_IMPORT\_TX\_NOT\_FOUND:
    - Return a failure result to the higher-layer business logic.
    - Set the connection state to Ended.
  - Otherwise, if the **Error** field in the message is set to TRUN\_TXBEGIN\_ERROR\_NOTIFY\_ABORTED, TRUN\_TXBEGIN\_ERROR\_NOTIFY\_COMMITTED, or TRUN\_TXBEGIN\_ERROR\_NOTIFY\_INDOUBT:
    - Return the respective transaction outcome as a result to the higher-layer business logic.
    - Set the connection state to Ended.
  - Otherwise, the message MUST be processed as an invalid message as specified in section [3.1.6](#).
- If the connection state is Transaction Import Successful:
  - If the **Error** field in the message is set to TRUN\_TXBEGIN\_ERROR\_NOTIFY\_COMMITTED, TRUN\_TXBEGIN\_ERROR\_NOTIFY\_ABORTED, or TRUN\_TXBEGIN\_ERROR\_NOTIFY\_INDOUBT:
    - Notify the higher-layer business logic of the outcome of the transaction.

- Set the connection state to Ended.
- Otherwise, the message MUST be processed as an invalid message as specified in section [3.1.6](#).
- Otherwise, the message MUST be processed as an invalid message as specified in section [3.1.6](#).

### 3.3.5.2.2.5.3 CONNTYPE\_TXUSER\_IMPORT2 Connection Disconnected

When a [CONNTYPE\\_TXUSER\\_IMPORT2 \(section 2.2.8.2.2.5\)](#) connection is disconnected, the application MUST perform the following actions:

- If the connection state is Awaiting Import Response or Awaiting Abort Response:
  - Return a failure result to the higher-layer business logic.
- Otherwise, the event MUST be processed as specified in section [3.1.8.3](#).

## 3.3.5.3 Transaction Administration

### 3.3.5.3.1 CONNTYPE\_TXUSER\_GETTXDETAILS as Initiator

For all messages that are received in this connection type, the application MUST process the message as specified in section [3.1](#). The application MUST also follow the processing rules as specified in the following sections.

#### 3.3.5.3.1.1 Receiving a TXUSER\_GETTXDETAILS\_MTAG\_GOTIT Message

When the application receives a [TXUSER\\_GETTXDETAILS\\_MTAG\\_GOTIT](#) message, the application MUST perform the following actions:

- If the connection state is Awaiting Response:
  - Return a success result to the higher-layer business logic, including the details that are provided in the following message fields:
    - The **vszSuperiorName** field
    - The **vszSuperiorID** field
    - The **ISubordinateCount** field
    - The **rgSubordinates** field
  - Set the connection state to Ended.
- Otherwise, the message MUST be processed as an invalid message as specified in section [3.1.6](#).

#### 3.3.5.3.1.2 Receiving a TXUSER\_GETTXDETAILS\_MTAG\_TX\_NOT\_FOUND Message

When the application receives a [TXUSER\\_GETTXDETAILS\\_MTAG\\_TX\\_NOT\\_FOUND](#) message, the application MUST perform the following actions:

- If the connection state is Awaiting Response:
  - Return a failure result to the higher-layer business logic.

- Set the connection state to Ended.
- Otherwise, the message MUST be processed as an invalid message as specified in section [3.1.6](#).

#### **3.3.5.3.1.3 CONNTYPE\_TXUSER\_GETTXDETAILS Connection Disconnected**

When a [CONNTYPE\\_TXUSER\\_GETTXDETAILS \(section 2.2.8.3.1\)](#) connection is disconnected, the application MUST perform the following actions:

- If the connection state is Awaiting Response:
  - Return a failure result to the higher-layer business logic.
- Otherwise, the event MUST be processed as specified in section [3.1.8.3](#).

#### **3.3.5.3.2 CONNTYPE\_TXUSER\_RESOLVE as Initiator**

For all messages that are received in this connection type, the application MUST process the message as specified in section [3.1.1](#). The application MUST also follow the processing rules as specified in the following sections.

##### **3.3.5.3.2.1 Receiving a TXUSER\_RESOLVE\_MTAG\_REQUEST\_COMPLETE Message**

When the application receives a [TXUSER\\_RESOLVE\\_MTAG\\_REQUEST\\_COMPLETE](#) message, the application MUST perform the following actions:

- If the connection state is Awaiting Abort Response, Awaiting Commit Response, or Awaiting Forget Response:
  - Return a success result to the higher-layer business logic.
  - Set the connection state to Ended.
- Otherwise, the message MUST be processed as an invalid message as specified in section [3.1.6](#)

##### **3.3.5.3.2.2 Receiving a TXUSER\_RESOLVE\_MTAG\_ACCESSDENIED or TXUSER\_RESOLVE\_MTAG\_TX\_NOT\_FOUND Message**

When the application receives one of these messages, the application MUST perform the following actions:

- If the connection state is Awaiting Abort Response, Awaiting Commit Response, or Awaiting Forget Response:
  - Return a failure result to the higher-layer business logic.
  - Set the connection state to Ended.
- Otherwise, the message MUST be processed as an invalid message as specified in section [3.1.6](#)

##### **3.3.5.3.2.3 Receiving a TXUSER\_RESOLVE\_MTAG\_CHILD\_NOT\_PREPARED or TXUSER\_RESOLVE\_MTAG\_NOT\_CHILD Message**

When the application receives a [TXUSER\\_RESOLVE\\_MTAG\\_CHILD\\_NOT\\_PREPARED](#) or [TXUSER\\_RESOLVE\\_MTAG\\_NOT\\_CHILD](#) message, the application MUST perform the following actions:

- If the connection state is Awaiting Abort Response or Awaiting Commit Response:
  - Return a failure result to the higher-layer business logic.
  - Set the connection state to Ended.
- Otherwise, the message MUST be processed as an invalid message as specified in section [3.1.6](#).

#### **3.3.5.3.2.4 Receiving a TXUSER\_RESOLVE\_MTAG\_FORGET\_TX\_NOT\_COMMITTED Message**

When the application receives a [TXUSER\\_RESOLVE\\_MTAG\\_FORGET\\_TX\\_NOT\\_COMMITTED](#) message, the application MUST perform the following actions:

- If the connection state is Awaiting Forget Response:
  - Return a failure result to the higher-layer business logic.
  - Set the connection state to Ended.
- Otherwise, the message MUST be processed as an invalid message as specified in section [3.1.6](#).

#### **3.3.5.3.2.5 Connection Disconnected**

When a [CONNTYPE\\_TXUSER\\_RESOLVE](#) connection is disconnected, the application MUST perform the following actions:

- If the connection state is Awaiting Abort Response, Awaiting Commit Response, or Awaiting Forget Response:
  - Return a failure result to the higher-layer business logic.
- Otherwise, the event MUST be processed as specified in section [3.1.8.3](#).

#### **3.3.5.3.3 CONNTYPE\_TXUSER\_SETTXTIMEOUT as Initiator**

For all messages that are received in this connection type, the application MUST process the message as specified in section [3.1](#). The application MUST also follow the processing rules as specified in the following sections.

##### **3.3.5.3.3.1 Receiving a TXUSER\_SETTXTIMEOUT\_MTAG\_REQUEST\_COMPLETE Message**

When the application receives a [TXUSER\\_SETTXTIMEOUT\\_MTAG\\_REQUEST\\_COMPLETE](#) message, the application MUST perform the following actions:

- If the connection state is Awaiting Set Timeout Response:
  - Return a success result to the higher-layer business logic.
  - Set the connection state to Ended.
- Otherwise, the message MUST be processed as an invalid message as specified in section [3.1.6](#).

#### **3.3.5.3.3.2 Receiving a TXUSER\_SETTXTIMEOUT\_MTAG\_TOO\_LATE or TXUSER\_SETTXTIMEOUT\_MTAG\_TX\_NOT\_FOUND Message**

When the application receives a [TXUSER\\_SETTXTIMEOUT\\_MTAG\\_TOO\\_LATE](#) or [TXUSER\\_SETTXTIMEOUT\\_MTAG\\_TX\\_NOT\\_FOUND](#) message, the application MUST perform the following actions:

- If the connection state is Awaiting Set Timeout Response:
  - Return a failure result to the higher-layer business logic.
  - Set the connection state to Ended.
- Otherwise, the message MUST be processed as an invalid message as specified in section [3.1.6](#).

#### **3.3.5.3.3.3 Connection Disconnected**

When a [CONNTYPE\\_TXUSER\\_SETTXTIMEOUT](#) connection is disconnected, the application MUST perform the following actions:

- If the connection state is Awaiting Set Timeout Response:
  - Return a failure result to the higher-layer business logic.
- Otherwise, the event MUST be processed as specified in section [3.1.8.3](#).

#### **3.3.5.3.4 CONNTYPE\_TXUSER\_SETTXTIMEOUT2 as Initiator**

For all messages that are received in this connection type, the application MUST process the message as specified in section [3.1](#). The application MUST also follow the processing rules as specified in the following sections.

##### **3.3.5.3.4.1 Receiving a TXUSER\_SETTXTIMEOUT\_MTAG\_TX\_NOT\_FOUND Message**

When the application receives a [TXUSER\\_SETTXTIMEOUT\\_MTAG\\_TX\\_NOT\\_FOUND](#) (section [2.2.8.3.3.1](#)) message, the application MUST perform the following actions:

- If the connection state is Awaiting Set Timeout Response:
  - Find an instance of a [CONNTYPE\\_TXUSER\\_BEGIN2](#) (section [2.2.8.1.2](#)) or [CONNTYPE\\_TXUSER\\_PROMOTE](#) (section [2.2.8.1.3](#)) connection in the transaction connection list. This connection is referred to as the beginner connection.
  - If a beginner connection is not found:
    - The application MUST return a failure result to the higher-layer business logic.
  - Otherwise, if the beginner connection state is not Awaiting Set Timeout Response:
    - The application MUST return a failure result to the higher-layer business logic.
  - Otherwise:
    - Set the beginner connection state to Processing Transaction.
    - The application MUST return a failure result to the higher-layer business logic.

- Set the [CONNTYPE\\_TXUSER\\_SETTXTIMEOUT2 \(section 2.2.8.3.4\)](#) connection state to Ended.
- Otherwise, the message MUST be processed as an invalid message as specified in section [3.1.6](#).

#### **3.3.5.3.4.2 Connection Disconnected**

When a [CONNTYPE\\_TXUSER\\_SETTXTIMEOUT2](#) connection is disconnected, the application MUST perform the following actions:

- If the connection state is Awaiting Set Timeout Response:
  - Return a failure result to the higher-layer business logic.
- Otherwise, the event MUST be processed as specified in section [3.1.8.3](#)

#### **3.3.5.3.5 CONNTYPE\_TXUSER\_TRACE as Initiator**

For all messages that are received in this connection type, the application MUST process the message as specified in section [3.1](#). The application MUST also follow the processing rules as specified in the following sections.

##### **3.3.5.3.5.1 Receiving a TXUSER\_TRACE\_MTAG\_REQUEST\_COMPLETE Message**

When the application receives a [TXUSER\\_TRACE\\_MTAG\\_REQUEST\\_COMPLETE \(section 2.2.8.3.5.2\)](#) message, the application MUST perform the following actions:

- If the connection state is Awaiting Trace Response:
  - Return a success result to the higher-layer business logic.
  - Set the connection state to Ended.
- Otherwise, the message MUST be processed as an invalid message as specified in section [3.1.6](#).

##### **3.3.5.3.5.2 Receiving a TXUSER\_TRACE\_MTAG\_REQUEST\_FAILED or TXUSER\_TRACE\_MTAG\_TX\_NOT\_FOUND Message**

When the application receives one of these messages, the application MUST perform the following actions:

- If the connection state is Awaiting Trace Response:
  - Return a failure result to the higher-layer business logic.
  - Set the connection state to Ended.
- Otherwise, the message MUST be processed as an invalid message as specified in section [3.1.6](#).

##### **3.3.5.3.5.3 Connection Disconnected**

When a [CONNTYPE\\_TXUSER\\_TRACE \(section 2.2.8.3.5\)](#) connection is disconnected, the application MUST perform the following actions:

- If the connection state is Awaiting Trace Response:
  - Return a failure result to the higher-layer business logic.

- Otherwise, the event MUST be processed as specified in section [3.1.8.3](#).

### 3.3.5.4 Transaction Manager Administration

#### 3.3.5.4.1 CONNTYPE\_TXUSER\_GETSECURITYFLAGS as Initiator

For all messages that are received in this connection type, the application MUST process the message as specified in section [3.1](#). The transaction manager MUST also follow the processing rules as specified in the following sections.

##### 3.3.5.4.1.1 Receiving a TXUSER\_GETSECURITYFLAGS \_MTAG\_FETCHED Message

When the application receives a [TXUSER\\_GETSECURITYFLAGS\\_MTAG\\_FETCHED](#) (section [2.2.8.4.1.1](#)) message, the application MUST perform the following actions:

- If the connection state is Awaiting Get Response:
  - Return a success result and the following message information to the higher-layer business logic:
    - The **grfNetworkDtcAccess** field
    - The **grfXaTransactions** field
  - Set the connection state to Ended.
- Otherwise, the message MUST be processed as an invalid message as specified in section [3.1.6](#).

##### 3.3.5.4.1.2 CONNTYPE\_TXUSER\_GETSECURITYFLAGS Connection Disconnected

When a [CONNTYPE\\_TXUSER\\_GETSECURITYFLAGS](#) (section [2.2.8.4.1](#)) connection is disconnected, the application MUST perform the following actions:

- If the connection state is Awaiting Get Response:
  - Return a failure result to the higher-layer business logic.
- Otherwise, the event MUST be processed as specified in section [3.1.8.3](#).

### 3.3.6 Timer Events

None.

### 3.3.7 Other Local Events

None.

## 3.4 Transaction Manager Communicating with Application Details

### 3.4.1 Abstract Data Model

This section describes a conceptual model of possible data organization that an implementation maintains to participate in this protocol. The described organization is provided to facilitate the explanation of how the protocol behaves. This document does not mandate that implementations adhere to this model as long as their external behavior is consistent with the behavior that is described in this document.

The transaction manager communicating with an application facet MUST maintain all the data elements that are specified in section [3.2.1](#).

The transaction manager communicating with an application facet MUST also maintain the following data elements:

- **Associates Table:** A table where each object is a list of connection objects of type [CONNTYPE\\_TXUSER\\_ASSOCIATE \(section 2.2.8.2.1.1\)](#), keyed by the identifier of the transaction with which the connections are associated. All connection objects in each list reference the same transaction object, and there is only one list per transaction in the **Associates Table**.

Enlistment objects that are created by the transaction manager communicating with an application facet MUST provide the following properties, as specified in section [3.1.1](#):

- **Name:** An empty string
- **Enlistment Object.Identifier:** An empty string

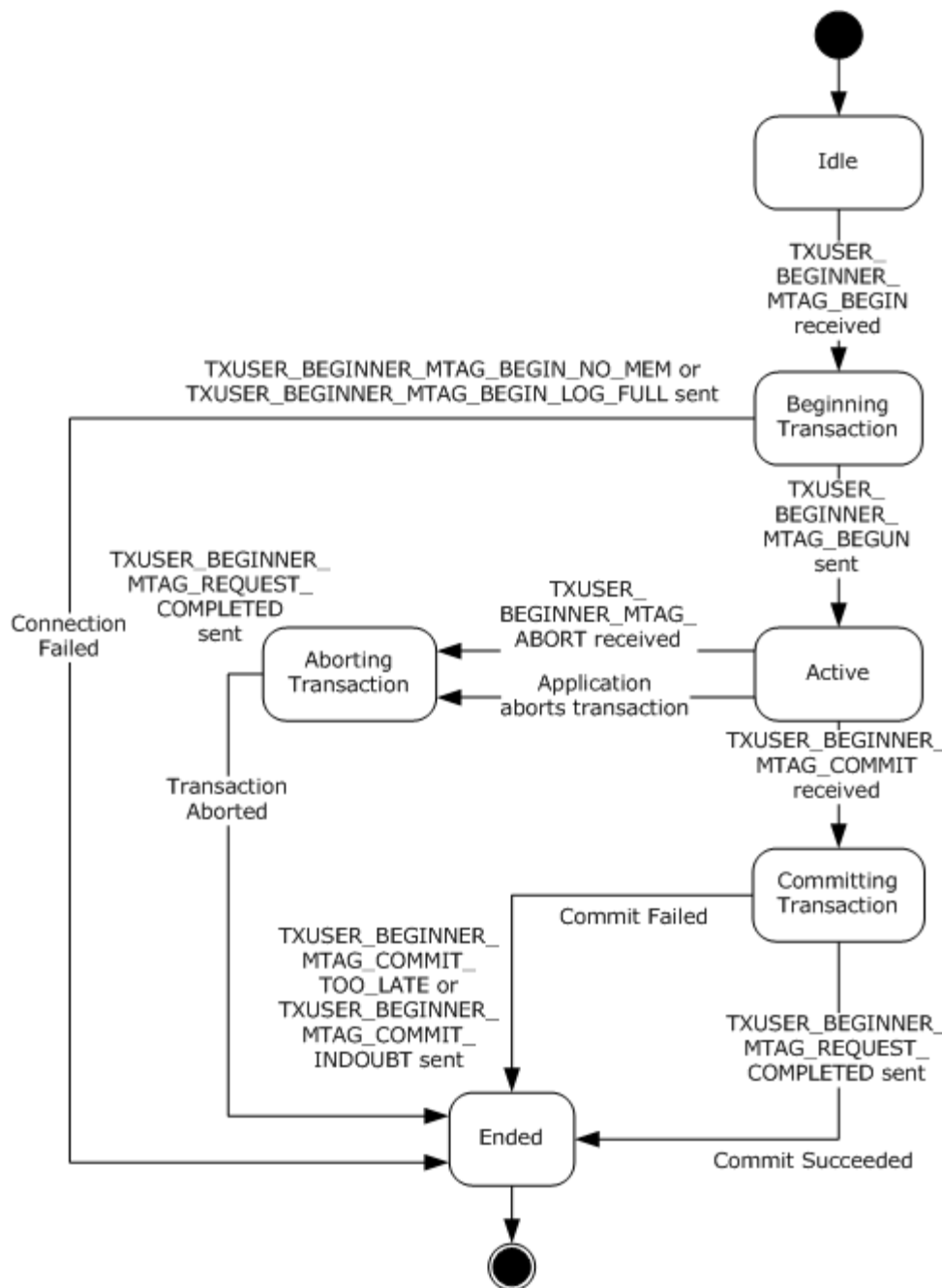
The transaction manager communicating with an application facet MUST provide the states in the following sections for its supported connection types. The connection types that a transaction manager communicating with an application facet MUST provide for each supported protocol version are as specified in section [2.2.1.1.1](#).

#### 3.4.1.1 CONNTYPE\_TXUSER\_BEGINNER Acceptor States

The transaction manager communicating with an application MUST act as an acceptor for the [CONNTYPE\\_TXUSER\\_BEGINNER](#) connection type. In this role, the transaction manager communicating with an application MUST provide support for the following states:

- Idle
- Beginning Transaction
- Active
- Aborting Transaction
- Committing Transaction
- Ended

The following figure shows the relationships between the CONNTYPE\_TXUSER\_BEGINNER acceptor states.



**Figure 29: CONNTYPE\_TXUSER\_BEGINNER Acceptor States**

#### 3.4.1.1.1 Idle

The Idle state is the initial state. The following event is processed in this state:

- [Receiving a TXUSER\\_BEGINNER\\_MTAG\\_BEGIN Message \(section 3.4.5.1.1.1\).](#)

#### 3.4.1.1.2 Beginning Transaction

The following events are processed in this state:

- [Create Transaction Success \(section 3.4.7.8\)](#)
- [Create Transaction Failure \(section 3.4.7.7\)](#)

#### 3.4.1.1.3 Active

The following events are processed in this state:

- [Receiving a TXUSER BEGINNER MTAG COMMIT Message \(section 3.4.5.1.1.2\)](#)
- [Receiving a TXUSER BEGINNER MTAG ABORT Message \(section 3.4.5.1.1.3\)](#)
- [Unilaterally Aborted \(section 3.4.7.23\)](#)

#### 3.4.1.1.4 Aborting Transaction

The following events are processed in this state:

- [Rollback Complete \(section 3.4.7.18\)](#)
- [Receiving a TXUSER BEGINNER MTAG COMMIT Message \(section 3.4.5.1.1.2\)](#)
- [Phase One Complete \(section 3.4.7.13\)](#)

#### 3.4.1.1.5 Committing Transaction

The following event is processed in this state:

- [Phase One Complete \(section 3.4.7.13\)](#)

#### 3.4.1.1.6 Ended

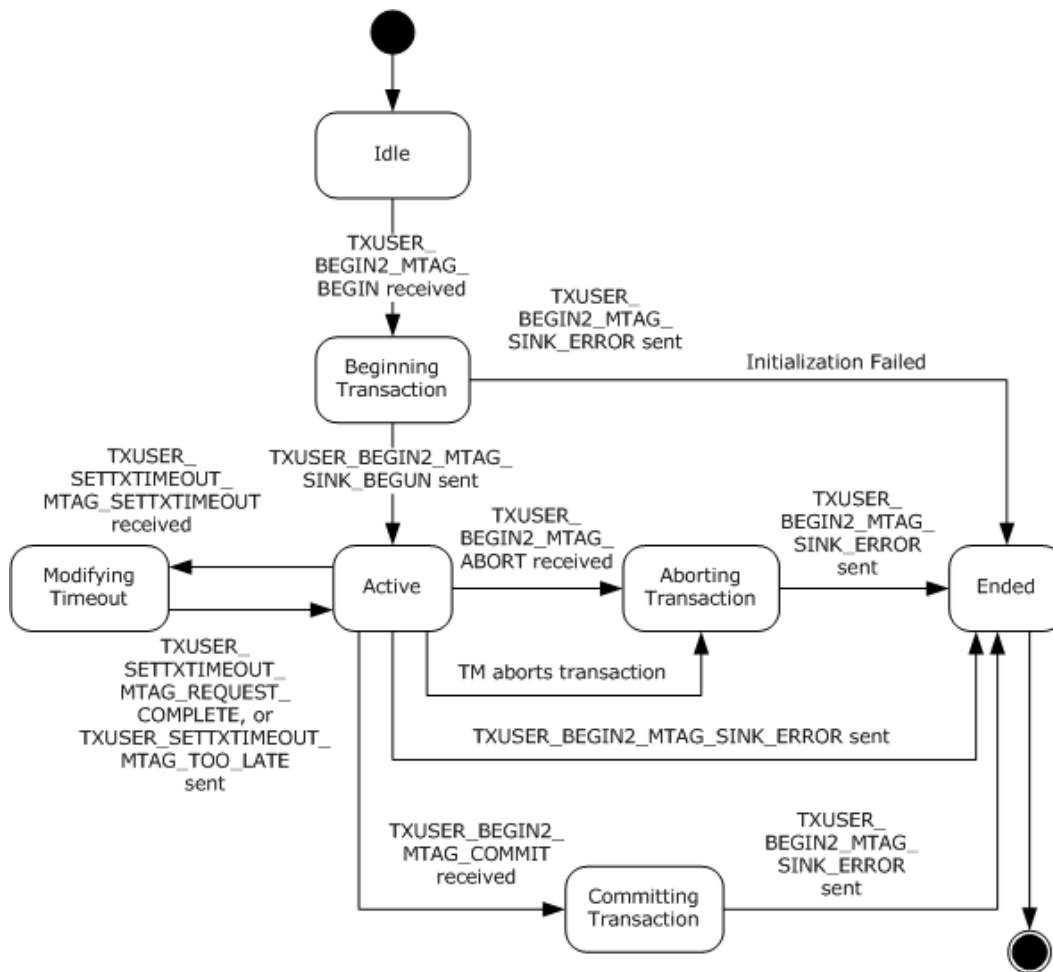
This is the final state.

#### 3.4.1.2 CONNTYPE\_TXUSER\_BEGIN2 Acceptor States

The transaction manager communicating with an application MUST act as an acceptor for the [CONNTYPE\\_TXUSER\\_BEGIN2](#) connection type. In this role, the transaction manager communicating with an application MUST provide support for the following states:

- Idle
- Beginning Transaction
- Active
- Modifying Timeout
- Aborting Transaction
- Committing Transaction
- Ended

The following figure shows the relationships between the CONNTYPE\_TXUSER\_BEGIN2 acceptor states.



### Figure 30: CONNTYPE\_TXUSER\_BEGIN2 Acceptor States

#### 3.4.1.2.1 Idle

This is the initial state. The following event is processed in this state:

- [Receiving a TXUSER BEGIN2 MTAG BEGIN Message \(section 3.4.5.1.2.1\)](#)

### 3.4.1.2.2 Beginning Transaction

The following events are processed in this state:

- [Create Transaction Success \(section 3.4.7.8\)](#)
- [Create Transaction Failure \(section 3.4.7.7\)](#)

#### 3.4.1.2.3 Active

The following events are processed in this state:

- [Receiving a TXUSER SETTXTIMEOUT MTAG SETTXTIMEOUT Message \(section 3.4.5.1.2.2\)](#)
- [Receiving a TXUSER BEGIN2 MTAG COMMIT Message \(section 3.4.5.1.2.3\)](#)
- [Receiving a TXUSER BEGIN2 MTAG ABORT Message \(section 3.4.5.1.2.4\)](#)
- [Unilaterally Aborted \(section 3.4.7.23\)](#)

#### 3.4.1.2.4 Modifying Timeout

The following events are processed in this state:

- [Set Transaction Timeout Success \(section 3.4.7.22\)](#)
- [Set Transaction Timeout Failure \(section 3.4.7.21\)](#)

#### 3.4.1.2.5 Aborting Transaction

The following event is processed in this state:

- [Rollback Complete \(section 3.4.7.18\)](#)

#### 3.4.1.2.6 Committing Transaction

The following event is processed in this state:

- [Phase One Complete \(section 3.4.7.13\)](#)

#### 3.4.1.2.7 Ended

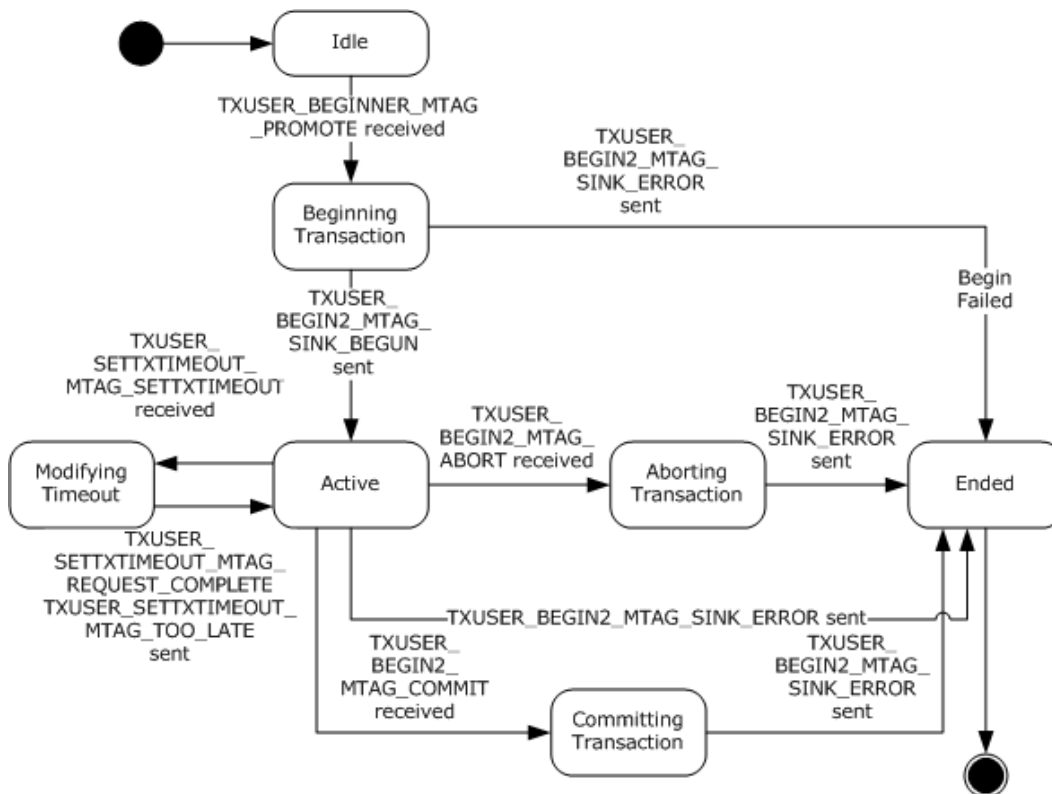
This is the final state.

#### 3.4.1.3 CONNTYPE\_TXUSER\_PROMOTE Acceptor States

The transaction manager communicating with an application MUST act as an acceptor for the [CONNTYPE\\_TXUSER\\_PROMOTE](#) connection type. In this role, the transaction manager communicating with an application MUST provide support for the following states:

- Idle
- Beginning Transaction
- Active
- Modifying Timeout
- Aborting Transaction
- Committing Transaction
- Ended

The following figure shows the relationship between the CONNTYPE\_TXUSER\_PROMOTE acceptor states.



**Figure 31: CONNTYPE\_TXUSER\_PROMOTE Acceptor States**

#### 3.4.1.3.1 Idle

This is the initial state. The following event is processed in this state:

- [Receiving a TXUSER\\_BEGINNER\\_MTAG\\_PROMOTE Message \(section 3.4.5.1.3.1\)](#)

#### 3.4.1.3.2 Beginning Transaction

The following events are processed in this state:

- [Create Transaction Success \(section 3.4.7.8\)](#)
- [Create Transaction Failure \(section 3.4.7.7\)](#)

#### 3.4.1.3.3 Active

The following events are processed in this state:

- [Receiving a TXUSER\\_SETTETIMEOUT\\_MTAG\\_SETTETIMEOUT, TXUSER\\_BEGIN2\\_MTAG\\_COMMIT, or TXUSER\\_BEGIN2\\_MTAG\\_ABORT Message \(section 3.4.5.1.3.2\)](#)
- [Receiving a TXUSER\\_BEGINNER\\_MTAG\\_PROMOTE Message \(section 3.4.5.1.3.1\)](#)

- [Unilaterally Aborted \(section 3.4.7.23\)](#)

#### **3.4.1.3.4 Modifying Timeout**

The following events are processed in this state:

- [Set Transaction Timeout Success \(section 3.4.7.22\)](#)
- [Set Transaction Timeout Failure \(section 3.4.7.21\)](#)

#### **3.4.1.3.5 Aborting Transaction**

The following event is processed in this state:

- [Rollback Complete \(section 3.4.7.18\)](#)

#### **3.4.1.3.6 Committing Transaction**

The following event is processed in this state:

- [Phase One Complete \(section 3.4.7.13\)](#)

#### **3.4.1.3.7 Ended**

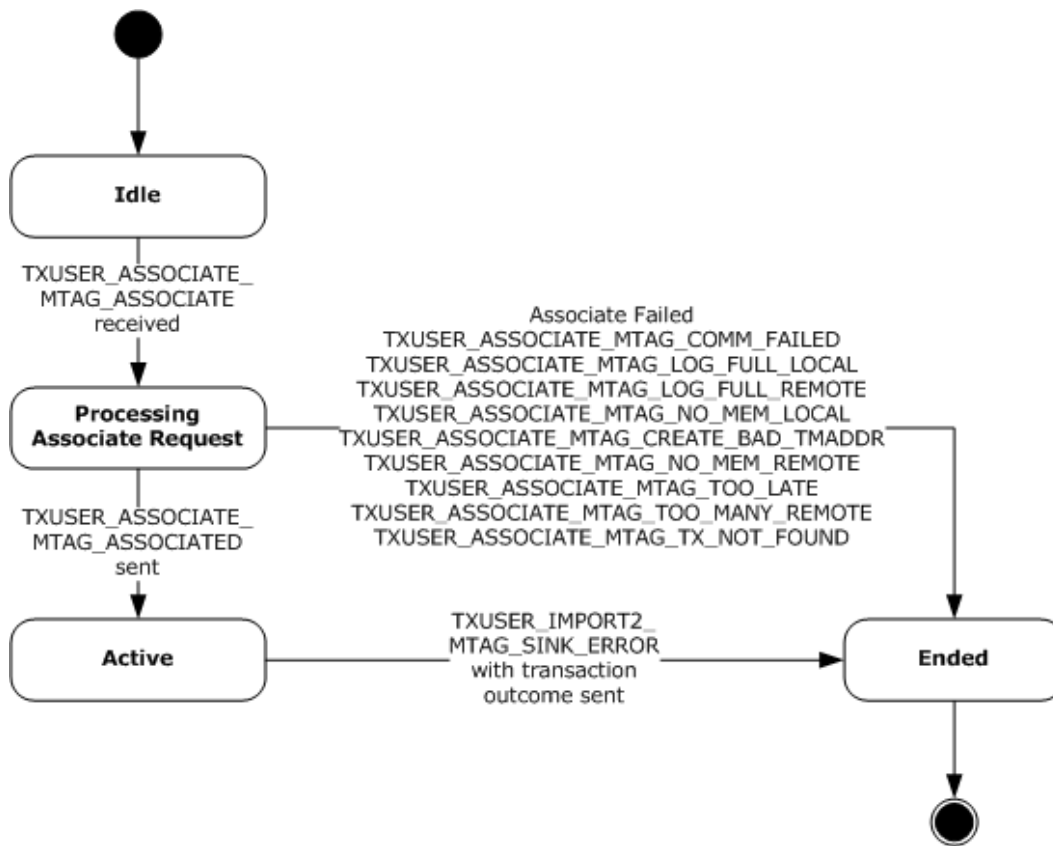
This is the final state.

#### **3.4.1.4 CONNTYPE\_TXUSER\_ASSOCIATE Acceptor States**

The transaction manager communicating with an application MUST act as an acceptor for the [CONNTYPE\\_TXUSER\\_ASSOCIATE](#) connection type. In this role, the transaction manager communicating with an application MUST provide support for the following states:

- Idle
- Processing Associate Request
- Active
- Ended

The following figure shows the relationship between the CONNTYPE\_TXUSER\_ASSOCIATE acceptor states.



**Figure 32: CONNTYPE\_TXUSER\_ASSOCIATE Acceptor States**

#### 3.4.1.4.1 Idle

This is the initial state. The following event is processed in this state:

- [Receiving a TXUSER\\_ASSOCIATE\\_MTAG\\_ASSOCIATE Message \(section 3.4.5.2.1.1.1\)](#)

#### 3.4.1.4.2 Processing Associate Request

The following events are processed in this state:

- [Associate Transaction Success \(section 3.4.7.2\).](#)
- [Associate Transaction Failure \(section 3.4.7.1\).](#) This event applies to these messages:
  - [TXUSER\\_ASSOCIATE\\_MTAG\\_COMM\\_FAILED \(section 2.2.8.2.1.1.3\)](#)
  - [TXUSER\\_ASSOCIATE\\_MTAG\\_LOG\\_FULL\\_LOCAL \(section 2.2.8.2.1.1.5\)](#)
  - [TXUSER\\_ASSOCIATE\\_MTAG\\_LOG\\_FULL\\_REMOTE \(section 2.2.8.2.1.1.6\)](#)
  - [TXUSER\\_ASSOCIATE\\_MTAG\\_NO\\_MEM\\_REMOTE \(section 2.2.8.2.1.1.8\)](#)
  - [TXUSER\\_ASSOCIATE\\_MTAG\\_TOO\\_LATE \(section 2.2.8.2.1.1.9\)](#)
  - [TXUSER\\_ASSOCIATE\\_MTAG\\_TOO\\_MANY\\_REMOTE \(section 2.2.8.2.1.1.11\)](#)

- [TXUSER ASSOCIATE MTAG TX NOT FOUND \(section 2.2.8.2.1.1.12\)](#)

#### **3.4.1.4.3 Active**

The following events are processed in this state:

- Begin Voting (section [3.4.7.6](#)).
- Begin Commit (section [3.4.7.3](#))
- Begin Rollback (section [3.4.7.5](#))
- Begin In Doubt (section [3.4.7.4](#))

#### **3.4.1.4.4 Ended**

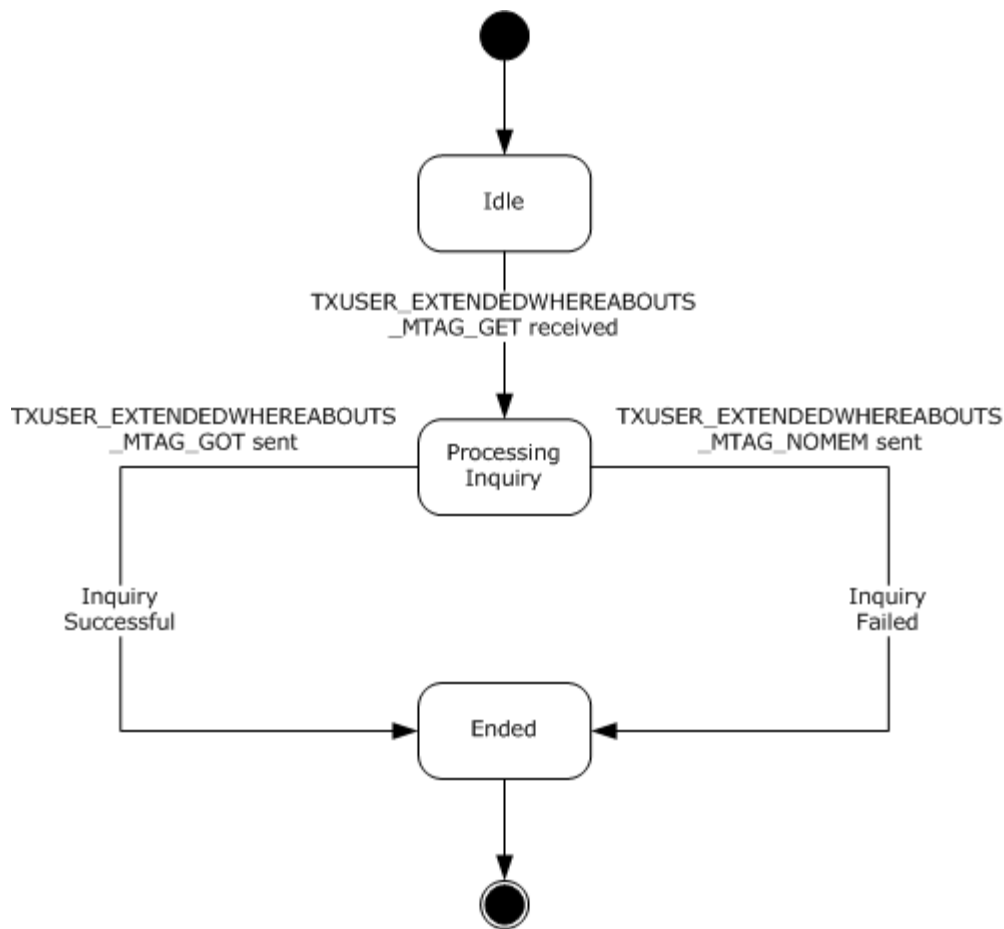
This is the final state.

#### **3.4.1.5 CONNTYPE\_TXUSER\_EXTENDEDWHEREABOUTS Acceptor States**

The transaction manager communicating with an application MUST act as an acceptor for the [CONNTYPE\\_TXUSER\\_EXTENDEDWHEREABOUTS](#) connection type. In this role, the transaction manager communicating with an application MUST provide support for the following states:

- Idle
- Processing Inquiry
- Ended

The following figure shows the relationship between the CONNTYPE\_TXUSER\_EXTENDEDWHEREABOUTS acceptor states.



**Figure 33: CONNTYPE\_TXUSER\_EXTENDEDWHEREABOUTS Acceptor States**

#### 3.4.1.5.1 Idle

This is the initial state. The following event is processed in this state:

- [Receiving a TXUSER\\_EXTENDEDWHEREABOUTS\\_MTAG\\_GET Message \(section 3.4.5.2.2.1.1\)](#)

#### 3.4.1.5.2 Processing Inquiry

This is a transient state that is assumed during the synchronous processing of a request. No events are processed in this state.

#### 3.4.1.5.3 Ended

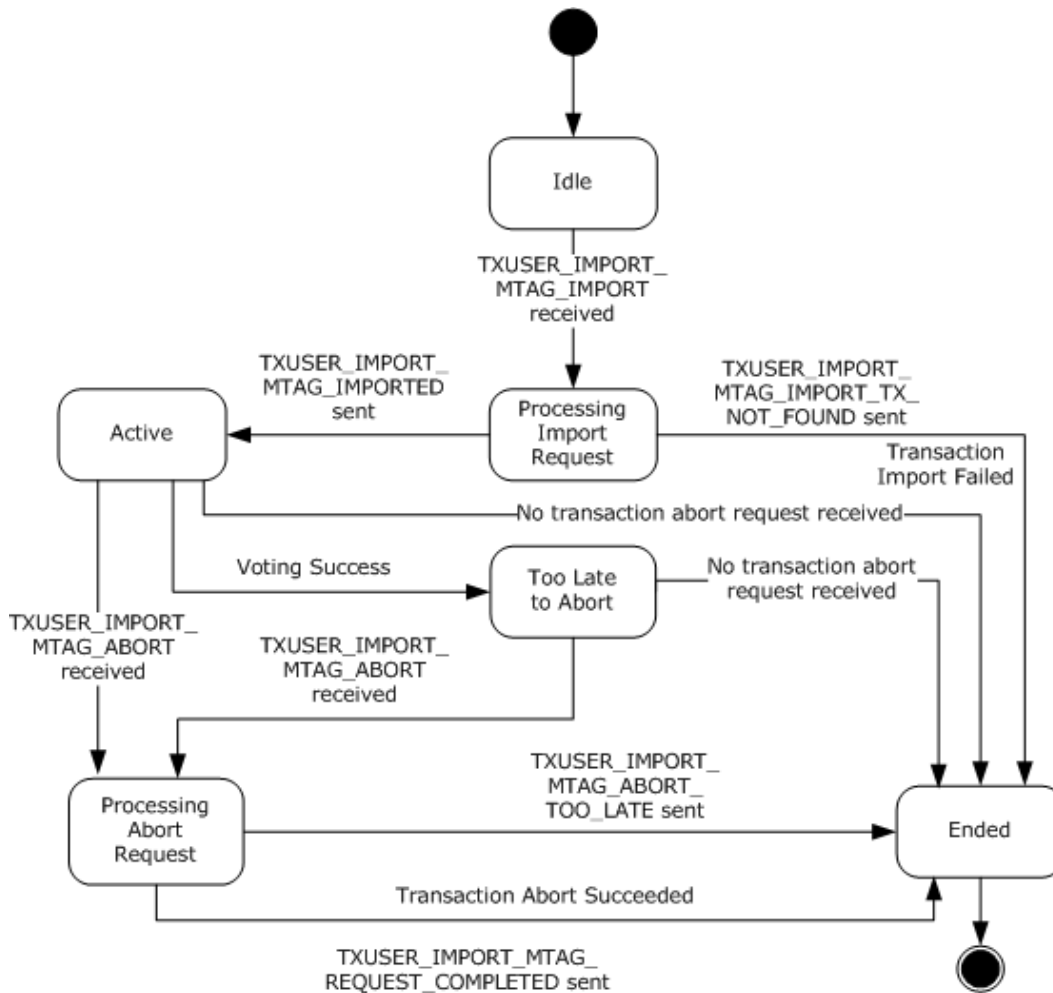
This is the final state.

#### 3.4.1.6 CONNTYPE\_TXUSER\_IMPORT Acceptor States

The transaction manager communicating with an application **MUST** act as an acceptor for the [CONNTYPE\\_TXUSER\\_IMPORT](#) connection type. In this role, the transaction manager communicating with an application **MUST** provide support for the following states:

- Idle
- Processing Import Request
- Active
- Too Late to Abort
- Processing Abort Request
- Ended

The following figure shows the relationship between the CONNTYPE\_TXUSER\_IMPORT acceptor states.



**Figure 34: CONNTYPE\_TXUSER\_IMPORT Acceptor States**

### 3.4.1.6.1 Idle

This is the initial state. The following event is processed in this state:

- [Receiving a TXUSER\\_IMPORT\\_MTAG\\_IMPORT Message \(section 3.4.5.2.2.4.1\)](#)

#### **3.4.1.6.2 Processing Import Request**

The following events are processed in this state:

- [Create Voter Enlistment Success \(section 3.4.7.10\)](#)
- [Create Voter Enlistment Failure \(section 3.4.7.9\)](#)

#### **3.4.1.6.3 Active**

The following events are processed in this state:

- [Receiving a TXUSER\\_IMPORT\\_MTAG\\_ABORT Message \(section 3.4.5.2.2.4.2\)](#)
- [Begin Voting \(section 3.4.7.6\)](#)
- [Begin Commit \(section 3.4.7.3\)](#)
- [Begin Rollback \(section 3.4.7.5\)](#)
- [Begin In Doubt \(section 3.4.7.4\)](#)

#### **3.4.1.6.4 Too Late to Abort**

The following events are processed in this state:

- [Receiving a TXUSER\\_IMPORT\\_MTAG\\_ABORT Message \(section 3.4.5.2.2.4.2\)](#)
- [Begin Rollback \(section 3.4.7.5\)](#)
- [Begin Commit \(section 3.4.7.3\)](#)
- [Begin In Doubt \(section 3.4.7.4\)](#)

#### **3.4.1.6.5 Processing Abort Request**

This is a transient state that is assumed during the synchronous processing of a request to abort a transaction. No events are processed in this state.

#### **3.4.1.6.6 Ended**

This is the final state.

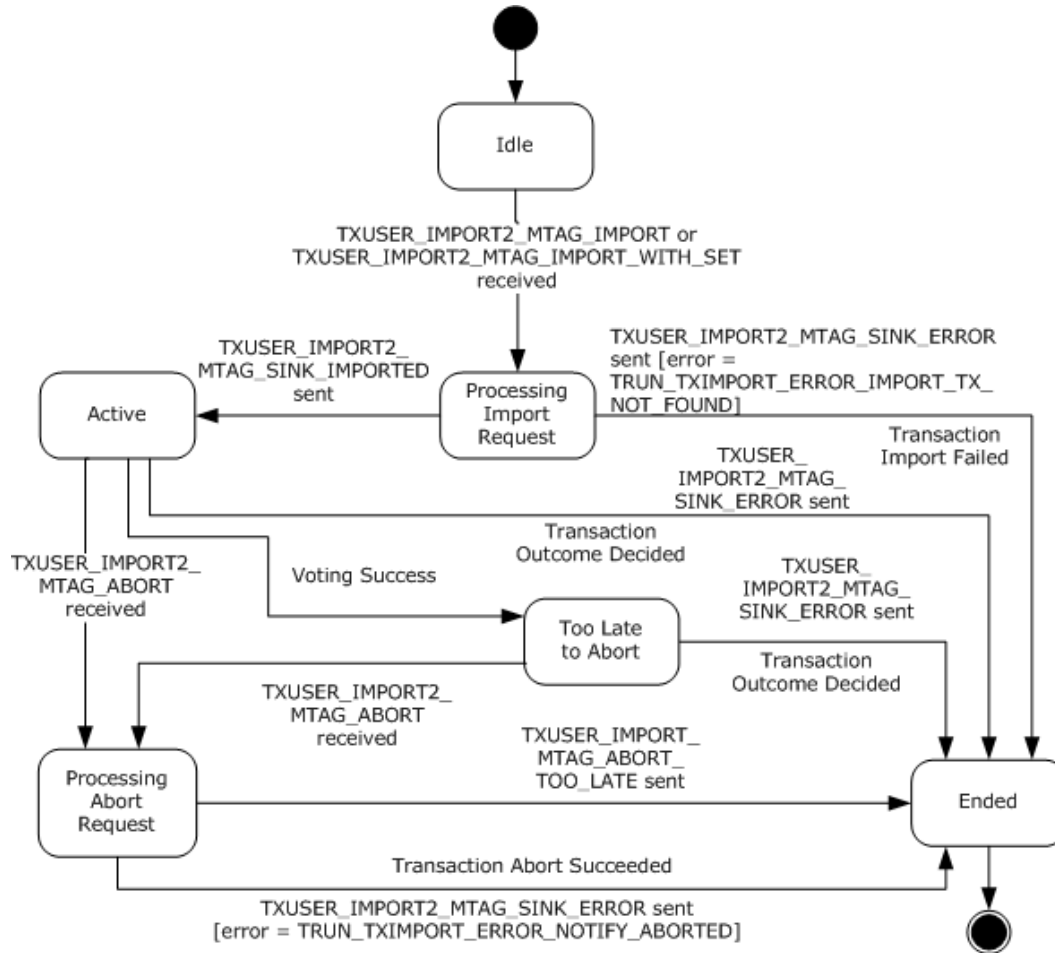
#### **3.4.1.7 CONNTYPE\_TXUSER\_IMPORT2 Acceptor States**

The transaction manager communicating with an application MUST act as an acceptor for the [CONNTYPE\\_TXUSER\\_IMPORT2](#) connection type. In this role, the transaction manager communicating with an application MUST provide support for the following states:

- Idle
- Processing Import Request
- Active

- Too Late to Abort
- Processing Abort Request
- Ended

The following figure shows the relationship between the CONNTYPE\_TXUSER\_IMPORT2 acceptor states.



**Figure 35: CONNTYPE\_TXUSER\_IMPORT2 Acceptor States**

#### 3.4.1.7.1 Idle

This is the initial state. The following events are processed in this state:

- [Receiving a TXUSER\\_IMPORT2\\_MTAG\\_IMPORT Message \(section 3.4.5.2.2.5.1\)](#)
- [Receiving a TXUSER\\_IMPORT2\\_MTAG\\_IMPORT\\_WITH\\_SET Message \(section 3.4.5.2.2.5.2\)](#)

#### 3.4.1.7.2 Processing Import Request

The following events are processed in this state:

- [Set Transaction Attributes Success \(section 3.4.7.20\)](#)
- [Set Transaction Attributes Failure \(section 3.4.7.19\)](#)
- [Create Voter Enlistment Success \(section 3.4.7.10\)](#)
- [Create Voter Enlistment Failure \(section 3.4.7.9\)](#)

#### **3.4.1.7.3 Active**

The following events are processed in this state:

- [Receiving a TXUSER\\_IMPORT2\\_MTAG\\_ABORT message \(section 3.4.5.2.2.5.3\)](#)
- [Begin Voting \(section 3.4.7.6\)](#)
- [Begin Commit \(section 3.4.7.3\)](#)
- [Begin Rollback \(section 3.4.7.5\)](#)
- [Begin In Doubt \(section 3.4.7.4\)](#)

#### **3.4.1.7.4 Too Late to Abort**

The following events are processed in this state:

- [Receiving a TXUSER\\_IMPORT2\\_MTAG\\_ABORT message \(section 3.4.5.2.2.5.3\)](#)
- [Begin Commit \(section 3.4.7.3\)](#)
- [Begin Rollback \(section 3.4.7.5\)](#)
- [Begin In Doubt \(section 3.4.7.4\)](#)

#### **3.4.1.7.5 Processing Abort Request**

This is a transient state that is assumed during the synchronous processing of a request to abort a transaction. No events are processed in this state.

#### **3.4.1.7.6 Ended**

This is the final state.

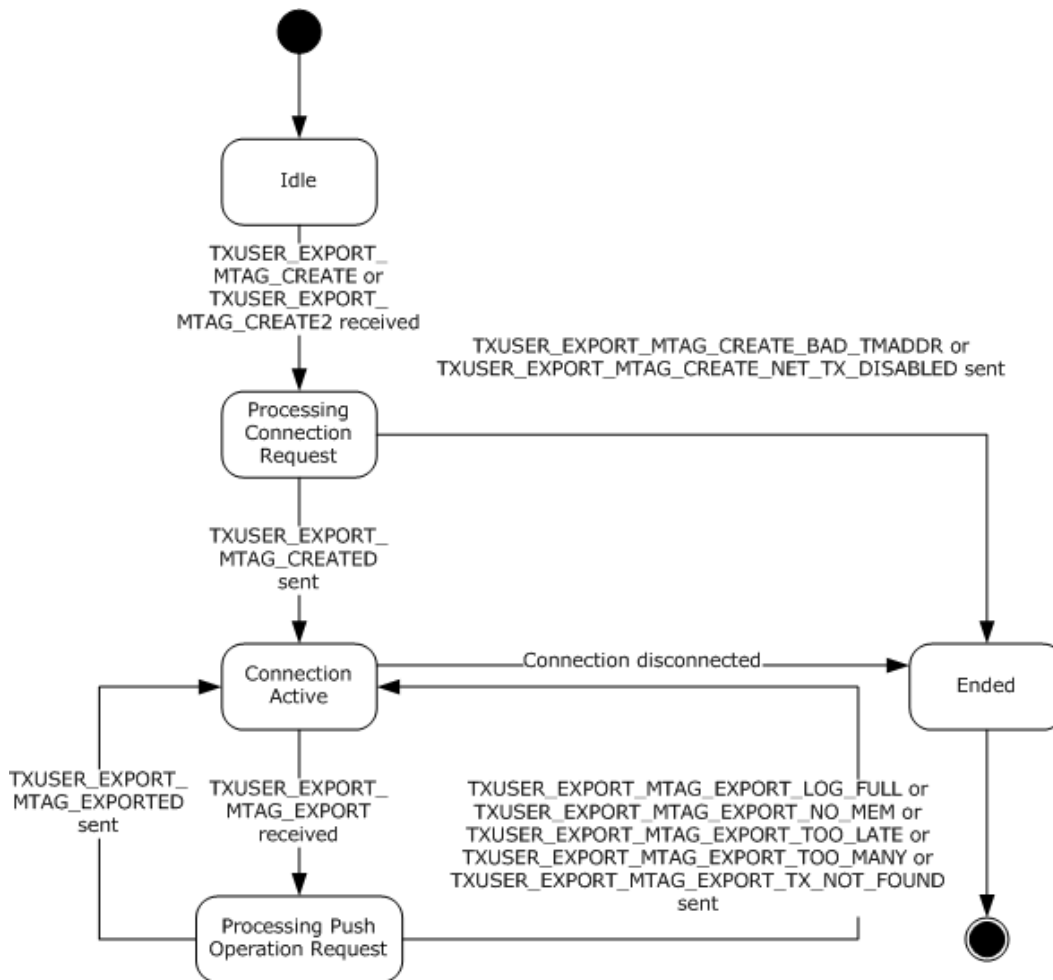
#### **3.4.1.8 CONNTYPE\_TXUSER\_EXPORT Acceptor States**

The transaction manager communicating with an application **MUST** act as an acceptor for the [CONNTYPE\\_TXUSER\\_EXPORT](#) connection type. In this role, the transaction manager communicating with an application **MUST** provide support for the following states:

- Idle
- Processing Connection Request
- Connection Active
- Processing Push Operation Request

- Ended

The following figure shows the relationship between the CONNTYPE\_TXUSER\_EXPORT acceptor states.



**Figure 36: CONNTYPE\_TXUSER\_EXPORT Acceptor States**

### 3.4.1.8.1 Idle

This is the initial state. The following events are processed in this state:

- [Receiving a TXUSER\\_EXPORT\\_MTAG\\_CREATE Message \(section 3.4.5.2.2.2.1\)](#)
- [Receiving a TXUSER\\_EXPORT\\_MTAG\\_CREATE2 Message \(section 3.4.5.2.2.2.2\)](#)

### 3.4.1.8.2 Processing Connection Request

This is a transient state that is assumed during the synchronous processing of a create export request. No events are processed in this state.

#### **3.4.1.8.3 Connection Active**

The following events are processed in this state:

- [Receiving a TXUSER\\_EXPORT\\_MTAG\\_EXPORT Message \(section 3.4.5.2.2.3\)](#)
- [Connection Disconnected \(section 3.4.5.2.2.4\)](#)

#### **3.4.1.8.4 Processing Push Operation Request**

The following events are processed in this state:

- [Export Transaction Success \(section 3.4.7.12\)](#)
- [Export Transaction Failure \(section 3.4.7.11\)](#)

#### **3.4.1.8.5 Ended**

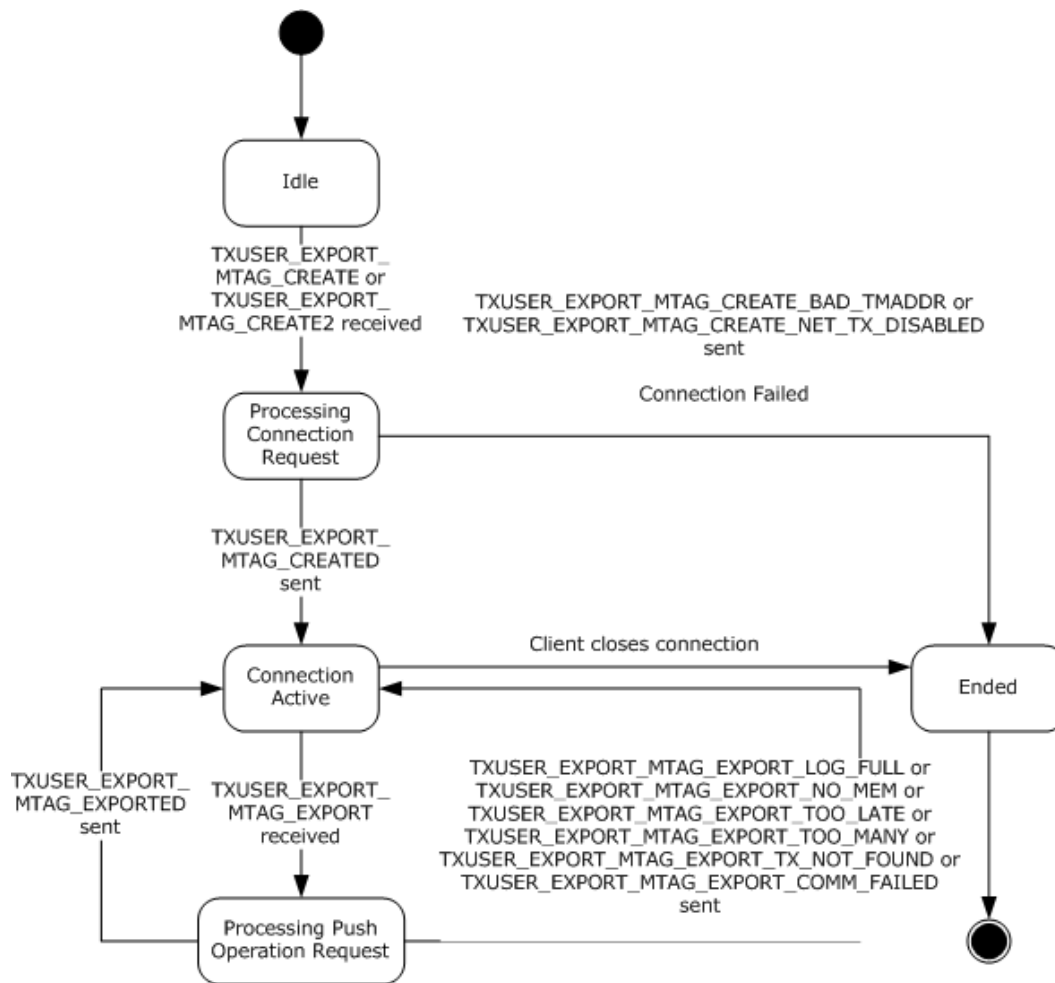
This is the final state.

#### **3.4.1.9 CONNTYPE\_TXUSER\_EXPORT2 Acceptor States**

The transaction manager communicating with an application MUST act as an acceptor for the [CONNTYPE\\_TXUSER\\_EXPORT2](#) connection type. In this role, the transaction manager communicating with an application MUST provide support for the following states:

- Idle
- Processing Connection Request
- Connection Active
- Processing Push Operation Request
- Ended

The following figure shows the relationships between the CONNTYPE\_TXUSER\_EXPORT2 acceptor states.



**Figure 37: CONNTYPE\_TXUSER\_EXPORT2 Acceptor States**

#### 3.4.1.9.1 Idle

This is the initial state. The following events are processed in this state:

- [Receiving a TXUSER\\_EXPORT\\_MTAG\\_CREATE Message \(section 3.4.5.2.2.3.1\)](#)
- [Receiving a TXUSER\\_EXPORT\\_MTAG\\_CREATE2 Message \(section 3.4.5.2.2.3.2\)](#)

#### 3.4.1.9.2 Processing Connection Request

This is a transient state that is assumed during the synchronous processing of a create export request. No events are processed in this state.

#### 3.4.1.9.3 Connection Active

The following events are processed in this state:

- [Receiving a TXUSER\\_EXPORT\\_MTAG\\_EXPORT Message \(section 3.4.5.2.2.3.3\)](#)

- [Connection Disconnected \(section 3.4.5.2.2.3.4\)](#)

#### **3.4.1.9.4 Processing Push Operation Request**

The following events are processed in this state:

- [Export Transaction Success \(section 3.4.7.12\)](#)
- [Export Transaction Failure \(section 3.4.7.11\)](#)

#### **3.4.1.9.5 Ended**

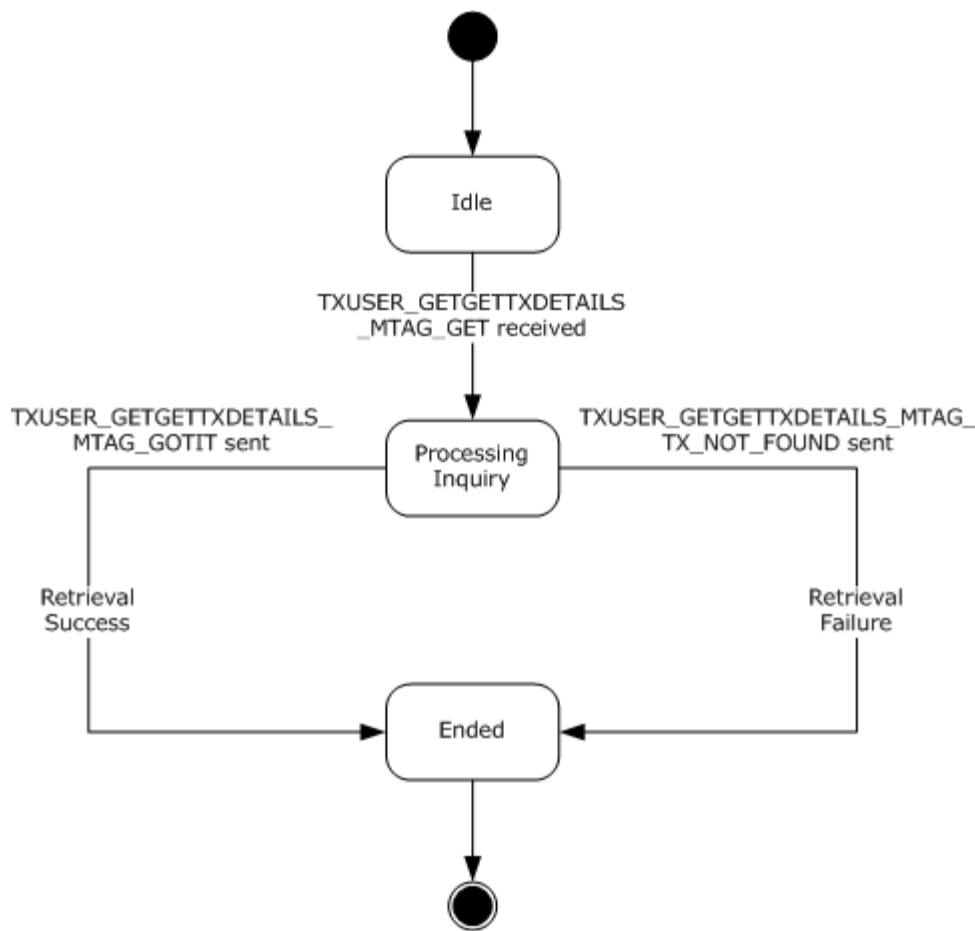
This is the final state.

#### **3.4.1.10 CONNTYPE\_TXUSER\_GETTXDETAILS Acceptor States**

The transaction manager communicating with an application MUST act as an acceptor for the [CONNTYPE\\_TXUSER\\_GETTXDETAILS](#) connection type. In this role, the transaction manager communicating with an application MUST provide support for the following states:

- Idle
- Processing Inquiry
- Ended

The following figure shows the relationship between the CONNTYPE\_TXUSER\_GETTXDETAILS acceptor states.



**Figure 38: CONNTYPE\_TXUSER\_GETTXDETAILS Acceptor States**

#### 3.4.1.10.1 Idle

This is the initial state. The following event is processed in this state:

- [Receiving a TXUSER\\_GETTXDETAILS\\_MTAG\\_GET Message \(section 3.4.5.3.1.1\)](#)

#### 3.4.1.10.2 Processing Inquiry

This is a transient state that is assumed during the synchronous processing of a request for the transaction details. No events are processed in this state.

#### 3.4.1.10.3 Ended

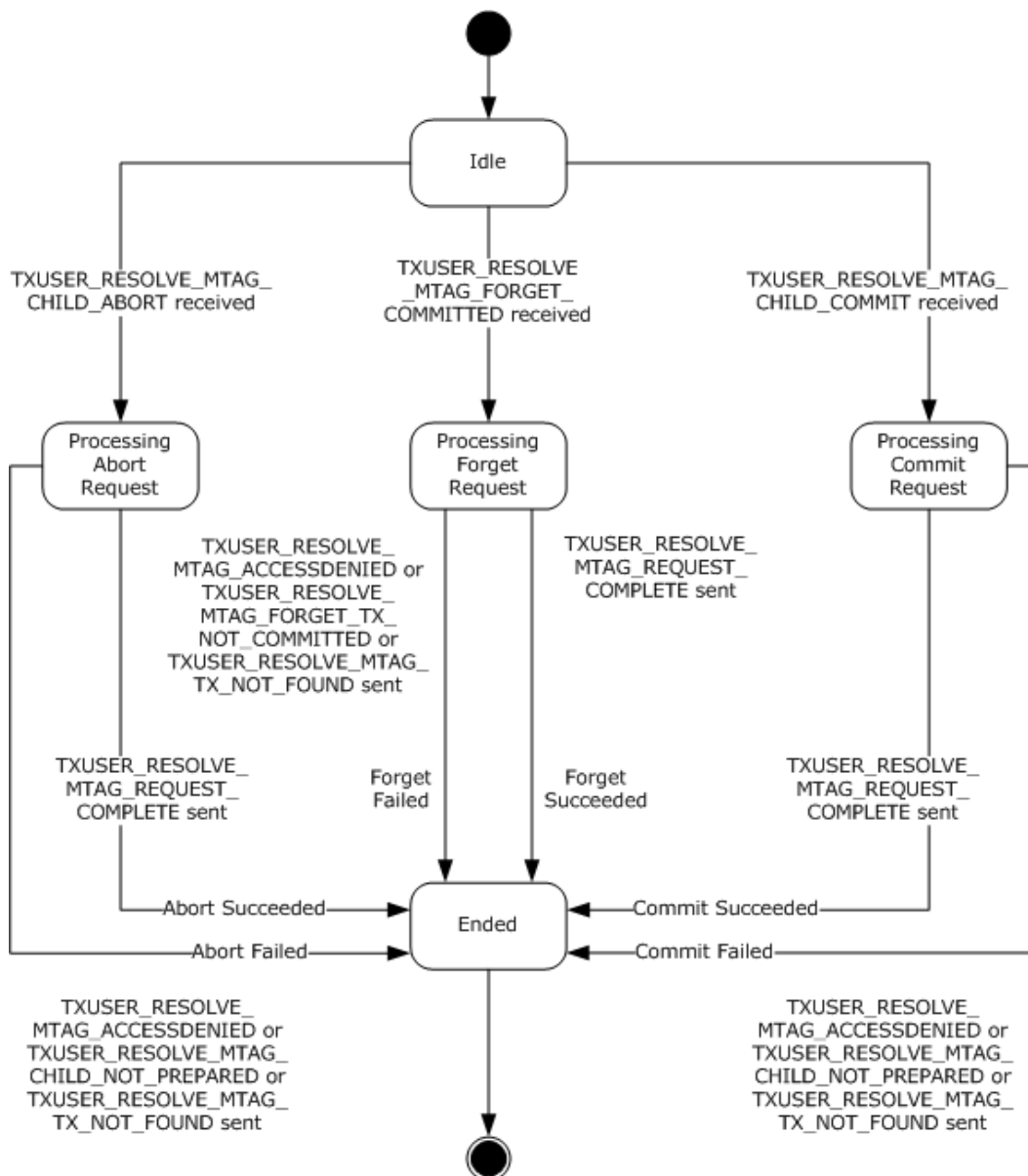
This is the final state.

#### 3.4.1.11 CONNTYPE\_TXUSER\_RESOLVE Acceptor States

The transaction manager communicating with an application **MUST** act as an acceptor for the [CONNTYPE\\_TXUSER\\_RESOLVE](#) connection type. In this role, the transaction manager communicating with an application **MUST** provide support for the following states:

- Idle
- Processing Abort Request
- Processing Forget Request
- Processing Commit Request
- Ended

The following figure shows the relationship between the CONNTYPE\_TXUSER\_RESOLVE acceptor states.



**Figure 39: CONNTYPE\_TXUSER\_RESOLVE Acceptor States**

#### **3.4.1.11.1 Idle**

This is the initial state. The following events are processed in this state:

- [Receiving a TXUSER\\_RESOLVE\\_MTAG\\_CHILD\\_ABORT Message \(section 3.4.5.3.2.1\)](#)
- [Receiving a TXUSER\\_RESOLVE\\_MTAG\\_CHILD\\_COMMIT Message \(section 3.4.5.3.2.2\)](#)
- [Receiving a TXUSER\\_RESOLVE\\_MTAG\\_FORGET\\_COMMITTED Message \(section 3.4.5.3.2.3\)](#)

#### **3.4.1.11.2 Processing Abort Request**

The following events are processed in this state:

- [Resolve Transaction Complete \(section 3.4.7.16\)](#)
- [Resolve Transaction Access Denied \(section 3.4.7.17\)](#)

#### **3.4.1.11.3 Processing Forget Request**

The following events are processed in this state:

- [Resolve Transaction Complete \(section 3.4.7.16\)](#)
- [Resolve Transaction Access Denied \(section 3.4.7.17\)](#)

#### **3.4.1.11.4 Processing Commit Request**

The following events are processed in this state:

- [Resolve Transaction Complete \(section 3.4.7.16\)](#)
- [Resolve Transaction Access Denied \(section 3.4.7.17\)](#)

#### **3.4.1.11.5 Ended**

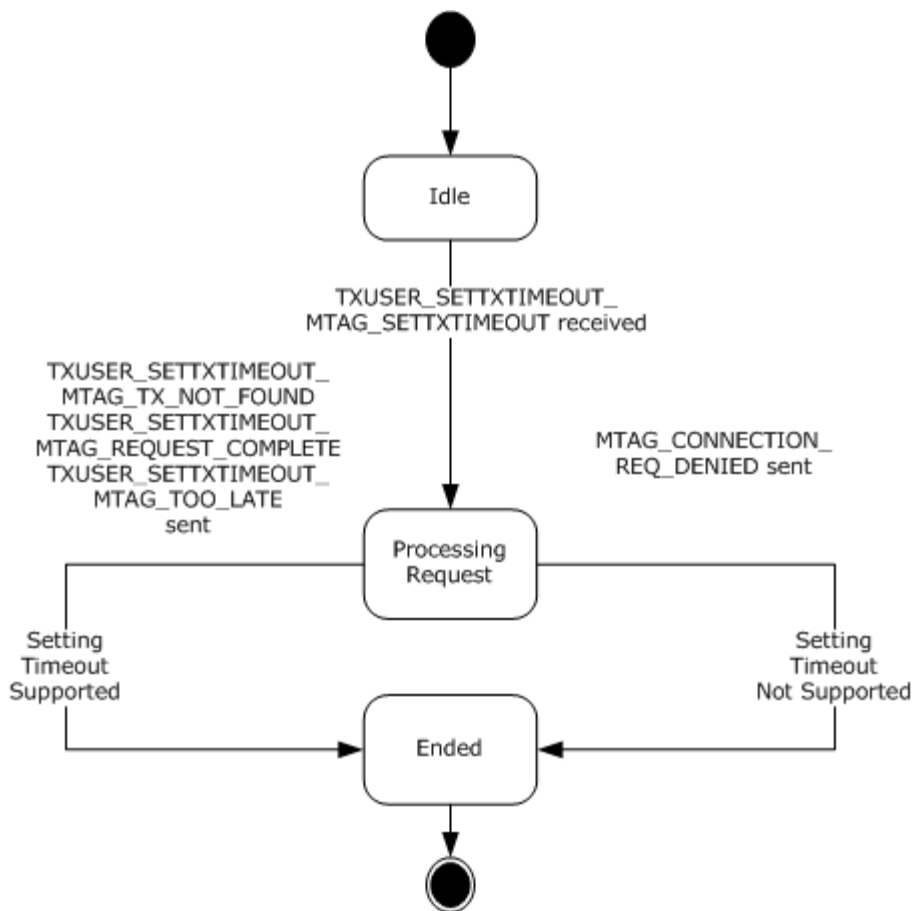
This is the final state.

#### **3.4.1.12 CONNTYPE\_TXUSER\_SETTXTIMEOUT Acceptor States**

The transaction manager communicating with an application MUST act as an acceptor for the [CONNTYPE\\_TXUSER\\_SETTXTIMEOUT](#) connection type. In this role, the transaction manager communicating with an application MUST provide support for the following states:

- Idle
- Processing Request
- Ended

The following figure shows the relationship between the CONNTYPE\_TXUSER\_SETTXTIMEOUT acceptor states.



**Figure 40: CONNTYPE\_TXUSER\_SETTXXTIMEOUT Acceptor States**

#### 3.4.1.12.1 Idle

This is the initial state. The following event is processed in this state:

- [Receiving a TXUSER\\_SETTXXTIMEOUT\\_MTAG\\_SETTXXTIMEOUT Message \(section 3.4.5.3.3.1\)](#)

#### 3.4.1.12.2 Processing Request

The following events are processed in this state:

- [Set Transaction Timeout Success \(section 3.4.7.22\)](#)
- [Set Transaction Timeout Failure \(section 3.4.7.21\)](#)

#### 3.4.1.12.3 Ended

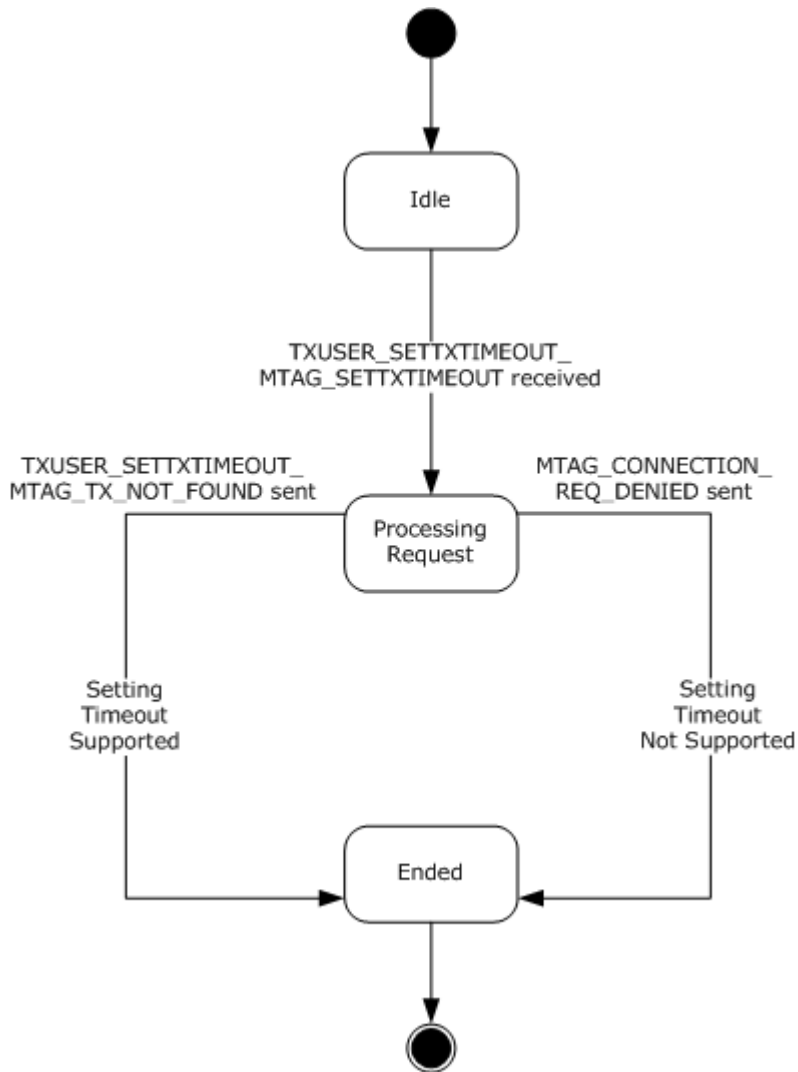
This is the final state.

### 3.4.1.13 CONNTYPE\_TXUSER\_SETTXTIMEOUT2 Acceptor States

The transaction manager communicating with an application MUST act as an acceptor for the [CONNTYPE\\_TXUSER\\_SETTXTIMEOUT2](#) connection type. In this role, the transaction manager communicating with an application MUST provide support for the following states:

- Idle
- Processing Request
- Ended

The following figure shows the relationship between the CONNTYPE\_TXUSER\_SETTXTIMEOUT2 acceptor states.



**Figure 41: CONNTYPE\_TXUSER\_SETTXTIMEOUT2 Acceptor States**

#### **3.4.1.13.1 Idle**

This is the initial state. The following events are processed in this state:

- [Receiving a TXUSER SETTXTIMEOUT\\_MTAG SETTXTIMEOUT Message \(section 3.4.5.3.4.1\).](#)

#### **3.4.1.13.2 Processing Request**

This is a transient state that is assumed during the synchronous processing of a request to set a transaction time-out. No events are processed in this state.

#### **3.4.1.13.3 Ended**

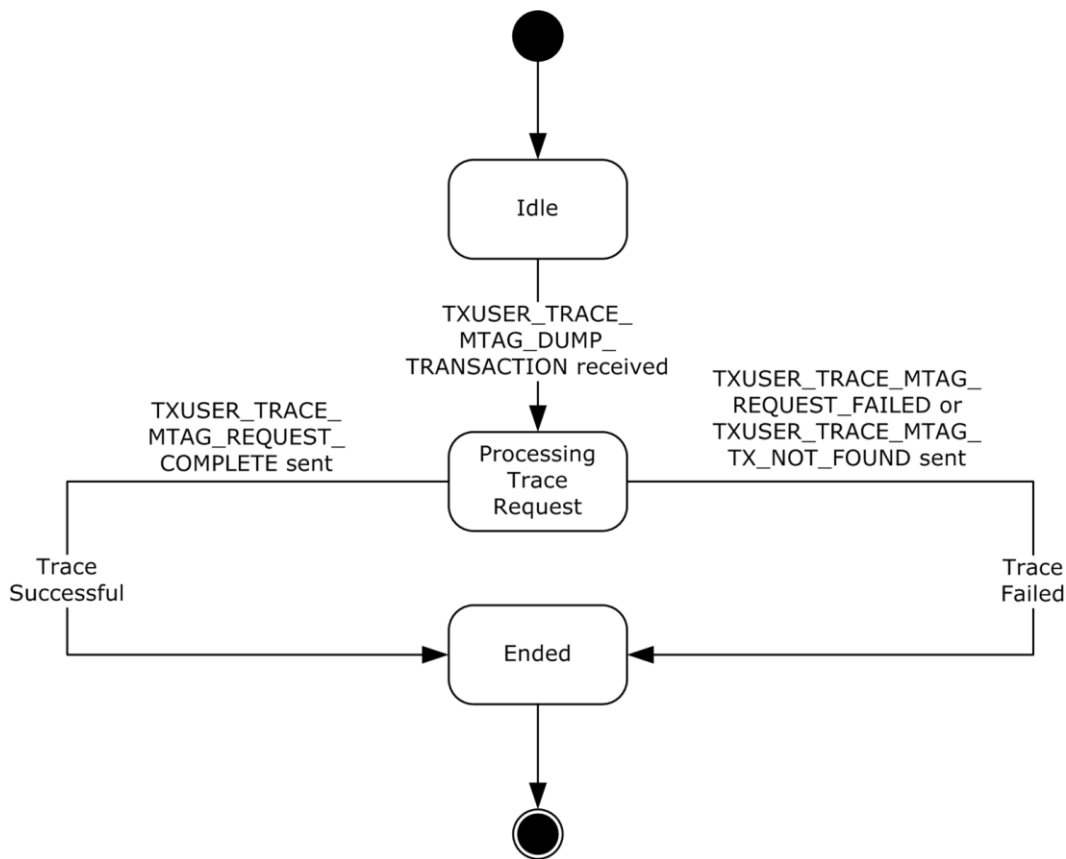
This is the final state.

#### **3.4.1.14 CONNTYPE\_TXUSER\_TRACE Acceptor States**

The transaction manager communicating with an application MUST act as an acceptor for the [CONNTYPE\\_TXUSER\\_TRACE](#) connection type. In this role, the transaction manager communicating with an application MUST provide support for the following states:

- Idle
- Processing Trace Request
- Ended

The following figure shows the relationship between the CONNTYPE\_TXUSER\_TRACE acceptor states.



**Figure 42: CONNTYPE\_TXUSER\_TRACE Acceptor States**

#### 3.4.1.14.1 Idle

This is the initial state. The following event is processed in this state:

- [Receiving a TXUSER\\_TRACE\\_MTAG\\_DUMP\\_TRANSACTION Message \(section 3.4.5.3.5.1\)](#)

#### 3.4.1.14.2 Processing Trace Request

This is a transient state that is assumed during the synchronous processing of a request to set a transaction time-out. No events are processed in this state.

#### 3.4.1.14.3 Ended

This is the final state.

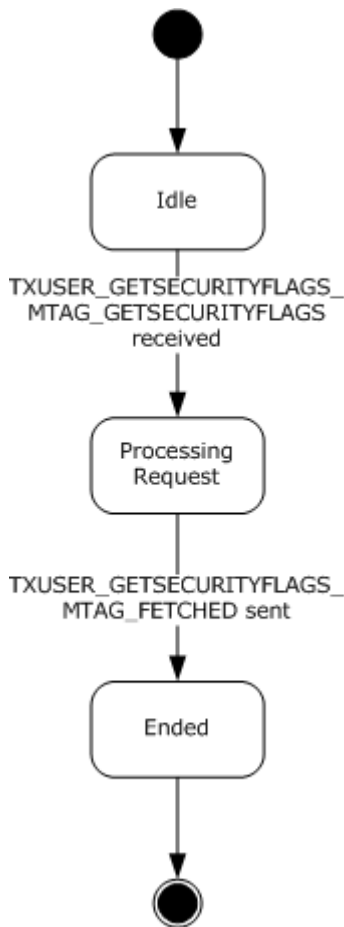
#### 3.4.1.15 CONNTYPE\_TXUSER\_GETSECURITYFLAGS Acceptor States

The transaction manager communicating with an application MUST act as an acceptor for the [CONNTYPE\\_TXUSER\\_GETSECURITYFLAGS](#) connection type. In this role, the transaction manager communicating with an application MUST provide support for the following states:

- Idle

- Processing Request
- Ended

The following figure shows the relationship between the CONNTYPE\_TXUSER\_GETSECURITYFLAGS acceptor states.



**Figure 43: CONNTYPE\_TXUSER\_GETSECURITYFLAGS Acceptor States**

#### 3.4.1.15.1 Idle

This is the initial state. The following event is processed in this state:

- [Receiving a TXUSER\\_GETSECURITYFLAGS\\_MTAG\\_GETSECURITYFLAGS Message \(section 3.4.5.4.1.1\)](#)

#### 3.4.1.15.2 Processing Request

This is a transient state that is assumed during the synchronous processing of a request to get the security flags. No events are processed in this state.

### 3.4.1.15.3 Ended

This is the final state.

### 3.4.2 Timers

No timers apply here.

### 3.4.3 Initialization

When the transaction manager communicating with an application facet is initialized:

- The transaction manager communicating with an application facet **MUST** examine the following security flags on the [Core Transaction Manager Facet](#) and perform the following actions:
  - If the Allow Network Access flag is set to false:
    - For all Connection types listed in [3.4.1](#), the transaction manager communicating with an application facet **MUST** refuse to accept incoming Connections from remote machines as specified in [\[MS-CMP\]](#) section 3.1.5.5 with the rejection **Reason** set to 0x80070005.
  - Otherwise:
    - If the Allow Remote Clients flag is set to false:
      - For the following Connection types, the transaction manager communicating with an application facet **MUST** refuse to accept incoming Connection from remote machines as specified in [\[MS-CMP\]](#) section 3.1.5.5 with the rejection **Reason** set to 0x80070005.
        - [CONNTYPE\\_TXUSER\\_ASSOCIATE](#)
        - [CONNTYPE\\_TXUSER\\_BEGINNER](#)
        - [CONNTYPE\\_TXUSER\\_BEGIN2](#)
        - [CONNTYPE\\_TXUSER\\_EXPORT](#)
        - [CONNTYPE\\_TXUSER\\_EXPORT2](#)
        - [CONNTYPE\\_TXUSER\\_IMPORT](#)
        - [CONNTYPE\\_TXUSER\\_IMPORT2](#)
        - [CONNTYPE\\_TXUSER\\_PROMOTE](#)
    - If Allow Remote Administration flag is set to false:
      - For the following connection types, the transaction manager communicating with an application facet **MUST** refuse to accept incoming Connections from remote machines as specified in [\[MS-CMP\]](#) section 3.1.5.5 with the rejection **Reason** set to 0x80070005.
        - [CONNTYPE\\_TXUSER\\_GETTXDETAILS](#)
        - [CONNTYPE\\_TXUSER\\_RESOLVE](#)
        - [CONNTYPE\\_TXUSER\\_TRACE](#)

All data elements maintained by the transaction manager communicating with an application facet are initialized to an empty value unless stated otherwise in this section or in the initialization sections of the facets the transaction manager communicating with an application facet extends, as described in section [3.4.1](#).

### 3.4.4 Higher-Layer Triggered Events

No higher-layer triggered events apply here.

### 3.4.5 Processing Events and Sequencing Rules

#### 3.4.5.1 Transaction Initiation and Completion

##### 3.4.5.1.1 CONNTYPE\_TXUSER\_BEGINNER as Acceptor

For all messages that are received in this connection type, the transaction manager communicating with an application facet MUST process the message as specified in section [3.1](#). The transaction manager communicating with an application facet MUST also follow the processing rules that are specified in the following sections.

##### 3.4.5.1.1.1 Receiving a TXUSER\_BEGINNER\_MTAG\_BEGIN Message

When the transaction manager communicating with an application facet receives a [TXUSER\\_BEGINNER\\_MTAG\\_BEGIN \(section 2.2.8.1.1.2\)](#) message, the transaction manager communicating with an application facet MUST perform the following actions:

- If the connection state is Idle:
  - Set the connection state to Beginning Transaction.
  - If the transaction manager does not have sufficient memory available to process the message:
    - Send a [TXUSER\\_BEGINNER\\_MTAG\\_BEGIN\\_NO\\_MEM \(section 2.2.8.1.1.4\)](#) message using the connection.
    - Set the connection state to Ended.
  - Otherwise:
    - Create a transaction object using the transaction settings provided in the message:
      - Use the **isoLevel** field as the Isolation Level value of the transaction.
      - Use the **dwTimeout** field as the Timeout value of the transaction.
      - Use the **szDesc** field as the Description value of the transaction.
      - Use the **isoFlags** field as the Isolation Flags value of the transaction.
    - Create a new GUID as specified in [\[RFC4122\]](#) and assign it to the **Transaction Object.Identifier** field of the transaction object.
    - Add the connection to the connection list of the transaction.
    - Set the **Transaction** field of the connection to the transaction object.
    - Create a new Enlistment object with the following values:

- The transaction manager communicating with an application facet
- The transaction object
- The connection
- Set the Enlistment field of the connection to the new Enlistment object.
- Signal the [Create Transaction \(section 3.2.7.13\)](#) event on the [Core Transaction Manager Facet \(section 1.3.3.3.1\)](#) with the Enlistment object.
- Otherwise, the message MUST be processed as an invalid message, as specified in section [3.1.6](#).

#### 3.4.5.1.1.2 Receiving a TXUSER\_BEGINNER\_MTAG\_COMMIT Message

When the transaction manager communicating with an application facet receives a [TXUSER\\_BEGINNER\\_MTAG\\_COMMIT](#) message, the transaction manager communicating with an application facet MUST perform the following actions:

- If the connection state is Active:
  - Set the connection state to Committing Transaction.
  - Obtain the transaction object referenced by the Enlistment object referenced by this connection.
  - Set the **GRFRM** field of the transaction object to the **grfRM** field of the message.
  - Signal the [Begin Phase Zero \(section 3.2.7.5\)](#) event on the [Core Transaction Manager Facet](#) with the transaction object.
- If the connection state is Aborting Transaction:
  - Send a [TXUSER\\_BEGINNER\\_MTAG\\_COMMIT\\_TOO\\_LATE](#) message using the connection.
  - Set the connection state to Ended.
- Otherwise, the message MUST be processed as an invalid message as specified in section [3.1.6](#).

#### 3.4.5.1.1.3 Receiving a TXUSER\_BEGINNER\_MTAG\_ABORT Message

When the transaction manager communicating with an application facet receives a [TXUSER\\_BEGINNER\\_MTAG\\_ABORT](#) message, the transaction manager communicating with an application facet MUST perform the following actions:

- If the connection state is Active:
  - Set the connection state to Aborting Transaction.
  - Signal the [Begin Rollback \(section 3.2.7.6\)](#) event on the [Core Transaction Manager Facet](#) with the transaction object referenced by the Enlistment object referenced by this connection.
- If the connection state is Aborting Transaction:
  - Send a [TXUSER\\_BEGINNER\\_MTAG\\_REQUEST\\_COMPLETED](#) message using the connection.
  - Set the connection state to Ended.

- Otherwise, the message MUST be processed as an invalid message as specified in section [3.1.6](#).

#### 3.4.5.1.1.4 Connection Disconnected

When a [CONNTYPE\\_TXUSER\\_BEGINNER \(section 2.2.8.1.1\)](#) connection is disconnected, the transaction manager communicating with an application facet MUST perform the following actions:

- If the connection state is [Active \(section 3.4.1.1.3\)](#):
  - Signal the [Begin Rollback \(section 3.2.7.6\)](#) event on the [Core Transaction Manager Facet \(section 1.3.3.3.1\)](#) with the transaction object referenced by the Enlistment object referenced by this connection.
- Otherwise, the event MUST be processed as specified in section [3.1.8.3](#).

#### 3.4.5.1.2 CONNTYPE\_TXUSER\_BEGIN2 as Acceptor

For all messages received in this connection type, the transaction manager communicating with an application facet MUST process the message as specified in section [3.1](#). The transaction manager communicating with an application facet MUST also follow the processing rules specified in the following sections.

##### 3.4.5.1.2.1 Receiving a TXUSER\_BEGIN2\_MTAG\_BEGIN Message

When the transaction manager communicating with an application facet receives a [TXUSER\\_BEGIN2\\_MTAG\\_BEGIN \(section 2.2.8.1.2.2\)](#) message, the transaction manager communicating with an application facet MUST perform the following actions:

- If the connection state is Idle:
  - Set the connection state to Beginning Transaction.
  - If the transaction manager does not have sufficient memory available to process the message, it MUST:
    - Send a [TXUSER\\_BEGIN2\\_MTAG\\_SINK\\_ERROR \(section 2.2.8.1.2.5\)](#) message using the connection:
      - The **Error** field MUST be set to TRUN\_TXBEGIN\_ERROR\_NO\_MEM.
    - Set the connection state to Ended.
- Otherwise:
  - Create a transaction object using the transaction settings provided in the message:
    - Use the **isoLevel** field as the Isolation Level value of the transaction.
    - Use the **dwTimeout** field as the Timeout value of the transaction.
    - Use the **szDesc** field as the Description value of the transaction.
    - Use the **isoFlags** field as the Isolation Flags value of the transaction.
  - Create a new GUID as specified in [RFC4122](#) and assign it to the **Transaction Object.Identifier** field of the transaction object.
  - Add the connection to the connection list of the transaction.

- Create a new enlistment object with the following values:
  - The transaction manager communicating with an application facet.
  - The transaction object.
  - The connection.
- Set the **Enlistment** field of the connection to the new enlistment object.
- Signal the [Create Transaction \(section 3.2.7.13\)](#) event on the [Core Transaction Manager Facet](#) with the enlistment object.
- Otherwise, the message MUST be processed as an invalid message as specified in section [3.1.6](#).

#### 3.4.5.1.2.2 Receiving a TXUSER\_SETTXTIMEOUT\_MTAG\_SETTXTIMEOUT Message

When the transaction manager communicating with an application facet receives a [TXUSER\\_SETTXTIMEOUT\\_MTAG\\_SETTXTIMEOUT](#) message, the transaction manager communicating with an application facet MUST perform the following actions:

- If the connection state is Active:
  - Set the connection state to Modifying Timeout.
  - Signal the Set Transaction Timeout event on the [Core Transaction Manager Facet](#) with the following arguments:
    - The transaction object referenced by the Enlistment object referenced by this connection
    - The **dwTxTimeout** field from the message
- Otherwise, the message MUST be processed as an invalid message as specified in section [3.1.6](#).

#### 3.4.5.1.2.3 Receiving a TXUSER\_BEGIN2\_MTAG\_COMMIT Message

When the transaction manager communicating with an application facet receives a [TXUSER\\_BEGIN2\\_MTAG\\_COMMIT](#) message, the transaction manager communicating with an application facet MUST perform the following actions:

- If the connection state is Active:
  - Set the connection state to Committing Transaction.
  - Obtain the transaction object referenced by the Enlistment object referenced by this connection.
  - Set the **GRFRM** field of the transaction object to the **grfRM** field of the message.
  - Signal the [Begin Phase Zero \(section 3.2.7.5\)](#) event on the [Core Transaction Manager Facet](#) with the transaction object.
- Otherwise, the message MUST be processed as an invalid message as specified in section [3.1.6](#).

#### 3.4.5.1.2.4 Receiving a TXUSER\_BEGIN2\_MTAG\_ABORT Message

When the transaction manager communicating with an application facet receives a [TXUSER\\_BEGIN2\\_MTAG\\_ABORT \(section 2.2.8.1.2.1\)](#) message, the transaction manager communicating with an application facet MUST perform the following actions:

- If the connection state is Active:
  - Set the connection state to Aborting Transaction.
  - Signal the [Begin Rollback \(section 3.2.7.6\)](#) event on the [Core Transaction Manager Facet](#) with the transaction object referenced by the Enlistment object referenced by this connection.
- Otherwise, the message MUST be processed as an invalid message as specified in section [3.1.6](#).

#### 3.4.5.1.2.5 Connection Disconnected

When a [CONNTYPE\\_TXUSER\\_BEGIN2 \(section 2.2.8.1.2\)](#) connection is disconnected, the transaction manager communicating with an application facet MUST perform the following actions:

- If the connection state is [Active \(section 3.4.1.2.3\)](#):
  - Signal the [Begin Rollback \(section 3.2.7.6\)](#) event on the [Core Transaction Manager Facet \(section 1.3.3.3.1\)](#) with the transaction object referenced by the Enlistment object referenced by this connection.
- Otherwise, the event MUST be processed as specified in section [3.1.8.3](#).

#### 3.4.5.1.3 CONNTYPE\_TXUSER\_PROMOTE as Acceptor

For all messages received in this connection type, the transaction manager communicating with an application facet MUST process the message as specified in section [3.1](#). The transaction manager communicating with an application facet MUST also follow the processing rules specified in the following sections.

##### 3.4.5.1.3.1 Receiving a TXUSER\_BEGINNER\_MTAG\_PROMOTE Message

When the transaction manager communicating with an application facet receives a [TXUSER\\_BEGINNER\\_MTAG\\_PROMOTE](#) message, the transaction manager communicating with an application facet MUST perform the following actions:

- If the connection state is Idle:
  - Set the connection state to Beginning Transaction.
  - If the transaction manager does not have sufficient memory available to process the message:
    - Send a [TXUSER\\_BEGIN2\\_MTAG\\_SINK\\_ERROR](#) message using the connection:
      - The Error field MUST be set to TRUN\_TXBEGIN\_ERROR\_NO\_MEM.
    - Set the connection state to Ended.
  - Otherwise:
    - Create a transaction object using the transaction settings provided in the message:

- Use the **isoLevel** field as the Isolation Level value of the transaction.
- Use the **dwTimeout** field as the Timeout value of the transaction.
- Use the **szDesc** field as the Description value of the transaction.
- Use the **isoFlags** field as the Isolation Flags value of the transaction.
- Use the **guidTX** field as the **Transaction Object.Identifier** value of the transaction.
- Add the connection to the connection list of the transaction.
- Create a new Enlistment object with the following values:
  - The transaction manager communicating with an application facet.
  - The transaction object.
  - The connection.
- Set the **Enlistment** field of the connection to the new Enlistment object.
- Signal the [Create Transaction \(section 3.2.7.13\)](#) event on the [Core Transaction Manager Facet](#) with the enlistment object.
- Otherwise, the message MUST be processed as an invalid message as specified in section [3.1.6](#).

#### **3.4.5.1.3.2 Receiving a TXUSER\_SETTXTIMEOUT\_MTAG\_SETTXTIMEOUT, TXUSER\_BEGIN2\_MTAG\_COMMIT, or TXUSER\_BEGIN2\_MTAG\_ABORT Message**

When the transaction manager communicating with an application facet receives one of these messages, it MUST follow the same message-processing rules as the [CONNTYPE\\_TXUSER\\_BEGIN2](#) connection type acting as an acceptor, as specified in section [3.4.5.1.2](#).

#### **3.4.5.1.3.3 Connection Disconnected**

When a [CONNTYPE\\_TXUSER\\_PROMOTE \(section 2.2.8.1.3\)](#) connection is disconnected, the transaction manager communicating with an application facet MUST perform the same actions as the [CONNTYPE\\_TXUSER\\_BEGIN2 \(section 2.2.8.1.2\)](#) connection type acting as an acceptor. See section [3.4.5.1.2](#) for more information.

### **3.4.5.2 Transaction Propagation**

#### **3.4.5.2.1 Pull Propagation**

##### **3.4.5.2.1.1 CONNTYPE\_TXUSER\_ASSOCIATE as Acceptor**

For all messages received in this connection type, the transaction manager communicating with an application facet MUST process the message as specified in section [3.1](#). The transaction manager MUST also follow the processing rules that are specified in the following sections.

##### **3.4.5.2.1.1.1 Receiving a TXUSER\_ASSOCIATE\_MTAG\_ASSOCIATE Message**

When the transaction manager communicating with an application facet receives a [TXUSER\\_ASSOCIATE\\_MTAG\\_ASSOCIATE](#) message, it MUST perform the following actions:

- If the connection state is Idle:
  - Set the connection state to [Processing Associate Request \(section 3.4.1.4.2\)](#).
  - Override the default schema verification actions for incoming messages as specified in section [3.1.6](#) in the following manner:
    - If the first 16 bytes of the **SourceTmAddr** field is equal to the binary representation of the GUID {DC85CB48-D8A5-11d2-828B-00805F0DF75A}, then:
      - If the **SourceTmAddr** field does not conform to the constraints specified in section [2.2.4.2](#) for a valid OLETX\_TM\_ADDR structure, then:
        - Send a [TXUSER\\_ASSOCIATE\\_MTAG\\_CREATE\\_BAD\\_TMADDR](#) message by using the connection.
        - Perform default invalid message processing, as specified in section [3.1.6](#).
        - Stop processing the message.
      - Otherwise, if the **SourceTmAddr** field does not conform to the constraints specified in section [2.2.5.3](#) for a valid NAMEOBJECTBLOB structure, then:
        - Send a TXUSER\_ASSOCIATE\_MTAG\_CREATE\_BAD\_TMADDR message by using the connection.
        - Perform default invalid message processing, as specified in section [3.1.6](#).
        - Stop processing the message.
    - If the Allow Network Access flag, the Allow Network Transactions flag, or the Allow Inbound Transactions flag of the core transaction manager is set to false:
      - Send a TXUSER\_ASSOCIATE\_MTAG\_CREATE\_BAD\_TMADDR message using the connection.
      - Set the connection state to Ended.
    - Otherwise, if the transaction manager does not have sufficient memory available to process the message:
      - Send a [TXUSER\\_ASSOCIATE\\_MTAG\\_NO\\_MEM\\_LOCAL](#) message.
      - Set the connection state to Ended.
  - Otherwise:
    - Find the transaction object in the transaction table of the transaction manager using the **guidTx** field from the message as the key:
      - If the transaction object is found in the list:
        - Send a [TXUSER\\_ASSOCIATE\\_MTAG\\_ASSOCIATED](#) message to the application.
        - Set the connection state to Active.
      - Otherwise, if the transaction object is not found in the list, the transaction manager MUST:

- Find the list of [CONNTYPE\\_TXUSER\\_ASSOCIATE](#) connections in the Associates Table field of the transaction manager communicating with an application, using the **guidTx** field from the message as a key.
- If the list is found:
  - Add this connection to the list.
- Otherwise:
  - Create an empty list of CONNTYPE\_TXUSER\_ASSOCIATE connections and add this connection to it.
  - Add the list to the associates table of the transaction manager communicating with an application under the following key:
    - The **guidTx** field from the message.
  - Create a new transaction object with the information provided in the message:
    - Use the **guidTx** field as the **Transaction Object.Identifier** value.
    - Use the **isoLevel** field as the Isolation Level value.
    - Use the **szDesc** field as the Description value.
  - If the **SourceTmAddr** field contains OLETX\_TM\_ADDR (section 2.2.4.2), convert the **SourceTmAddr** field from the message to a new Name object, as specified in section [3.1.1.2](#).
  - Otherwise, convert the **SourceTmAddr** field from the message to a new Name object, as specified in [Converting a NAMEOBJECTBLOB Structure to a Name Object \(section 3.1.1.4\)](#).
  - Signal the [Associate Transaction \(section 3.2.7.1\)](#) event on the [Core Transaction Manager Facet](#) with the following arguments:
    - The transaction object.
    - The new Name object.
- Otherwise, the message MUST be processed as an invalid message as specified in section [3.1.6](#).

#### 3.4.5.2.1.1.2 Connection Disconnected

When a [CONNTYPE\\_TXUSER\\_ASSOCIATE](#) connection is disconnected, the transaction manager communicating with an application facet MUST perform the actions as specified in section [3.1.8.3](#).

#### 3.4.5.2.2 Push Propagation

##### 3.4.5.2.2.1 CONNTYPE\_TXUSER\_EXTENDEDWHEREABOUTS as Acceptor

For all messages received in this connection type, the transaction manager communicating with an application facet MUST process the message as specified in section [3.1](#). The transaction manager MUST also follow the processing rules specified in the following sections.

#### 3.4.5.2.2.1.1 Receiving a TXUSER\_EXTENDEDWHEREABOUTS\_MTAG\_GET Message

When the transaction manager communicating with an application facet receives a [TXUSER\\_EXTENDEDWHEREABOUTS\\_MTAG\\_GET](#) message, the transaction manager MUST perform the following actions:

- If the connection state is Idle:
  - Set the connection state to Processing Inquiry.
  - If the transaction manager does not have enough memory to process the TXUSER\_EXTENDEDWHEREABOUTS\_MTAG\_GET message:
    - Send a [TXUSER\\_EXTENDEDWHEREABOUTS\\_MTAG\\_NOMEM](#) message using the connection.
  - Otherwise:
    - Send a [TXUSER\\_EXTENDEDWHEREABOUTS\\_MTAG\\_GOT](#) message using the connection:
      - If the **Extended Whereabouts Protocol Count** field of the [Core Transaction Manager Facet](#) is zero:
        - Set the **dwProtocolCount** field to zero.
        - Set the **rgtmprotUsableList** field to empty.
      - Otherwise:
        - Set the **dwProtocolCount** field to the **Extended Whereabouts Protocol Count** field of the core transaction manager.
        - Set the contents of the **rgtmprotUsableList** field to the contents of the **Extended Whereabouts** field of the core transaction manager. The size of the **rgtmprotUsableList** field in bytes MUST be determined by the **Extended Whereabouts Size** field of the core transaction manager.
  - Set the connection state to Ended.
  - Otherwise, the message MUST be processed as an invalid message as specified in section [3.1.6](#).

#### 3.4.5.2.2.1.2 Connection Disconnected

When a [CONNTYPE\\_TXUSER\\_EXTENDEDWHEREABOUTS \(section 2.2.8.2.2.1\)](#) connection is disconnected, the transaction manager MUST perform the actions as specified in section [3.1.8.3](#).

#### 3.4.5.2.2.2 CONNTYPE\_TXUSER\_EXPORT as Acceptor

For all messages received in this connection type, the transaction manager communicating with an application facet MUST process the message as specified in section [3.1](#). The transaction manager MUST also follow the processing rules specified in the following sections.

##### 3.4.5.2.2.2.1 Receiving a TXUSER\_EXPORT\_MTAG\_CREATE Message

When the transaction manager communicating with an application facet receives a [TXUSER\\_EXPORT\\_MTAG\\_CREATE](#) message, the transaction manager MUST perform the following actions:

- If the connection state is Idle:
  - Set the connection state to Processing Connection Request.
  - If the first 16 bytes of **SourceTmAddr** is equal to the binary representation of the GUID {DC85CB48-D8A5-11d2-828B-00805F0DF75A}, the **SourceTmAddr** field MUST contain an [OLETX\\_TM\\_ADDR \(section 2.2.4.2\)](#) structure.
  - Otherwise, the **SourceTmAddr** field MUST contain a [NAMEOBJECTBLOB \(section 2.2.5.3\)](#) structure.
  - Override the default schema verification actions for incoming messages as specified in section [3.1.6](#) in the following manner:
    - If the **SourceTmAddr** field from the message contains an OLETX\_TM\_ADDR structure and violates the constraints specified in section [2.2.4.2](#) or if the **SourceTmAddr** field from the message contains a NAMEOBJECTBLOB structure and violates the constraints specified in section [2.2.5.3](#), the transaction manager MUST:
      - Send a [TXUSER\\_EXPORT\\_MTAG\\_CREATE\\_BAD\\_TMADDR](#) message using the connection.
      - Perform default invalid message processing, as specified in section [3.1.6](#).
      - Cease processing the message.
    - If the Allow Network Access flag, the Allow Network Transactions flag, or the Allow Outbound Transactions flag of the [Core Transaction Manager Facet](#) is set to false:
      - Send a TXUSER\_EXPORT\_MTAG\_CREATE\_BAD\_TMADDR message using the connection.
      - Set the connection state to Ended.
  - Otherwise:
    - If the **SourceTmAddr** field contains an OLETX\_TM\_ADDR structure, convert the **SourceTmAddr** field from the message to a new Name object, as specified in section [3.1.1.2](#).
    - Otherwise, convert the **SourceTmAddr** field from the message to a new Name object, as specified in [Converting a NAMEOBJECTBLOB Structure to a Name Object \(section 3.1.1.4\)](#).
    - Store the Name object in the **Connection-Specific Data** field of the connection object.
    - Send a [TXUSER\\_EXPORT\\_MTAG\\_CREATED](#) message using the connection.
    - Set the connection state to Connection Active.
- Otherwise, the message MUST be processed as an invalid message as specified in section [3.1.6](#).

#### 3.4.5.2.2.2.2 Receiving a TXUSER\_EXPORT\_MTAG\_CREATE2 Message

When the transaction manager receives a [TXUSER\\_EXPORT\\_MTAG\\_CREATE2 \(section 2.2.8.2.2.2.2\)](#) message, the transaction manager MUST perform the following actions:

- If the connection state is Idle:
  - Set the connection state to Processing Connection Request.

- Override the default schema verification actions for incoming messages as specified in section [3.1.6](#) in the following manner:
  - If the SourceTmAddr field in the message does not comply with the constraints specified in section [2.2.4.2](#):
    - Send a [TXUSER\\_EXPORT\\_MTAG\\_CREATE\\_BAD\\_TMADDR](#) message using the connection.
    - Perform default invalid message processing, as specified in section [3.1.6](#).
    - Cease processing the message.
  - If the Allow Network Access flag, the Allow Network Transactions flag, or the Allow Outbound Transactions flag of the [Core Transaction Manager Facet](#) is set to false:
    - Send a [TXUSER\\_EXPORT\\_MTAG\\_CREATE\\_NET\\_TX\\_DISABLED](#) message using the connection.
    - Set the connection state to Ended.
  - Otherwise:
    - Convert the **SourceTmAddr** field from the message to a new Name object, as specified in section [3.1.1.2](#).
    - Store the Name object in the **Connection-Specific Data** field of the connection object.
    - Send a [TXUSER\\_EXPORT\\_MTAG\\_CREATED](#) message using the connection.
    - Set the connection state to Connection Active.
- Otherwise, the message MUST be processed as an invalid message as specified in section [3.1.6](#).

#### 3.4.5.2.2.2.3 Receiving a TXUSER\_EXPORT\_MTAG\_EXPORT Message

When the transaction manager receives a [TXUSER\\_EXPORT\\_MTAG\\_EXPORT](#) message, the transaction manager MUST perform the following actions:

- If the connection state is Connection Active:
  - Set the connection state to Processing Push Operation Request.
  - Find the transaction object in the transaction table of the transaction manager by using the **guidTX** field from the message as the key.
  - If the transaction object is not found:
    - Send a [TXUSER\\_EXPORT\\_MTAG\\_EXPORT\\_TX\\_NOT\\_FOUND](#) message using the connection.
    - Set the connection state to Connection Active.
- Otherwise:
  - Add the connection to the connection list of the transaction.
  - Signal the [Export Transaction \(section 3.2.7.21\)](#) event on the [Core Transaction Manager Facet](#) with the following arguments:
    - The Name object stored in the **Connection-Specific Data** field of the connection

- The transaction object
- Otherwise, the message MUST be processed as an invalid message as specified in section [3.1.6](#).

#### **3.4.5.2.2.4 Connection Disconnected**

When a [CONNTYPE\\_TXUSER\\_EXPORT \(section 2.2.8.2.2.2\)](#) connection is disconnected, the transaction manager communicating with an application facet MUST perform the actions as specified in section [3.1.8.3](#).

#### **3.4.5.2.2.3 CONNTYPE\_TXUSER\_EXPORT2 as Acceptor**

For all messages received in this connection type, the transaction manager communicating with an application facet MUST process the messages as specified in section [3.1](#). The transaction manager MUST also follow the processing rules specified in the following sections.

##### **3.4.5.2.2.3.1 Receiving a TXUSER\_EXPORT\_MTAG\_CREATE Message**

When the transaction manager communicating with an application facet receives a [TXUSER\\_EXPORT\\_MTAG\\_CREATE](#) message, the transaction manager MUST perform the actions specified in section [3.4.5.2.2.1](#).

##### **3.4.5.2.2.3.2 Receiving a TXUSER\_EXPORT\_MTAG\_CREATE2 Message**

When the transaction manager receives a [TXUSER\\_EXPORT\\_MTAG\\_CREATE2](#) message, the transaction manager MUST perform the actions specified in section [3.4.5.2.2.2](#).

##### **3.4.5.2.2.3.3 Receiving a TXUSER\_EXPORT\_MTAG\_EXPORT Message**

When the transaction manager receives a [TXUSER\\_EXPORT\\_MTAG\\_EXPORT](#) message, the transaction manager MUST perform the actions specified in section [3.4.5.2.2.3](#).

##### **3.4.5.2.2.3.4 Connection Disconnected**

When a [CONNTYPE\\_TXUSER\\_EXPORT2 \(section 2.2.8.2.2.3\)](#) connection is disconnected, the transaction manager communicating with an application facet MUST perform the actions as specified in section [3.1.8.3](#).

#### **3.4.5.2.2.4 CONNTYPE\_TXUSER\_IMPORT as Acceptor**

For all messages received in this connection type, the transaction manager communicating with an application facet MUST process the messages as specified in section [3.1](#). The transaction manager MUST also follow the processing rules specified in the following sections.

##### **3.4.5.2.2.4.1 Receiving a TXUSER\_IMPORT\_MTAG\_IMPORT Message**

When the transaction manager receives a [TXUSER\\_IMPORT\\_MTAG\\_IMPORT](#) message, the transaction manager MUST perform the following actions:

- If the connection state is Idle:
  - Set the connection state to Processing Import Request.
  - Find the transaction object in the transaction table of the transaction manager by using the **guidTx** field from the message as the key.

- If the transaction object is not found or if the transaction state is not Active, Phase Zero, or Phase Zero Complete:
  - Send a [TXUSER\\_IMPORT\\_MTAG\\_IMPORT\\_TX\\_NOT\\_FOUND](#) message using the connection.
  - Set the connection state to Ended.
- Otherwise:
  - Add the connection to the connection list of the transaction.
  - Create a new Enlistment object using the following fields:
    - The transaction manager communicating with an application facet
    - The transaction object
    - The connection object
  - Assign the new Enlistment object to the **Enlistment** field of the connection.
  - Signal the [Create Voter Enlistment](#) event on the [Core Transaction Manager Facet](#) with the new Enlistment object.
- Otherwise, the message MUST be processed as an invalid message as specified in section [3.1.6](#).

#### 3.4.5.2.2.4.2 Receiving a TXUSER\_IMPORT\_MTAG\_ABORT Message

When the transaction manager receives a [TXUSER\\_IMPORT\\_MTAG\\_ABORT](#) message, the transaction manager MUST perform the following actions:

- If the connection state is Too Late to Abort:
  - Set the connection state to Processing Abort Request.
  - Send a [TXUSER\\_IMPORT\\_MTAG\\_ABORT\\_TOO\\_LATE](#) message using the connection.
  - Set the connection state to Ended.
- Otherwise, if the connection state is Active:
  - Set the connection state to Processing Abort Request.
  - Signal the [Enlistment Unilaterally Aborted \(section 3.2.7.19\)](#) event of the [Core Transaction Manager Facet](#) with the **Enlistment** field of the connection.
  - Send a [TXUSER\\_IMPORT\\_MTAG\\_REQUEST\\_COMPLETED](#) message.
  - Set the connection state to Ended.
- Otherwise, the message MUST be processed as an invalid message as specified in section [3.1.6](#).

#### 3.4.5.2.2.4.3 Connection Disconnected

When a [CONNTYPE\\_TXUSER\\_ASSOCIATE \(section 2.2.8.2.1.1\)](#) connection is disconnected, the transaction manager MUST perform the actions as specified in section [3.1.8.3](#).

### 3.4.5.2.2.5 CONNTYPE\_TXUSER\_IMPORT2 as Acceptor

For all messages received in this connection type, the transaction manager communicating with an application facet MUST process the messages as specified in section [3.1](#). The transaction manager MUST also follow the processing rules specified in the following sections.

#### 3.4.5.2.2.5.1 Receiving a TXUSER\_IMPORT2\_MTAG\_IMPORT Message

When the transaction manager receives a [TXUSER\\_IMPORT2\\_MTAG\\_IMPORT](#) message, the transaction manager MUST perform the following actions:

- If the connection state is Idle:
  - Set the connection state to Processing Import Request.
  - Find the transaction object in the transaction table of the transaction manager by using the **guidTx** field from the message as the key.
  - If the transaction object is not found or if the transaction state is not Active, Phase Zero or Phase Zero Complete:
    - Send a [TXUSER\\_IMPORT2\\_MTAG\\_SINK\\_ERROR](#) message using the connection:
      - The **Error** field MUST be set to TRUN\_TXIMPORT\_ERROR\_IMPORT\_TX\_NOT\_FOUND.
    - Set the connection state to Ended.
  - Otherwise:
    - Add the connection to the connection list of the transaction.
    - Create a new Enlistment object using the following fields:
      - The transaction manager communicating with an application facet.
      - The transaction object.
      - The connection object.
    - Assign the new Enlistment object to the **Enlistment** field of the connection.
    - Signal the [Create Voter Enlistment](#) event on the [Core Transaction Manager Facet](#) with the new Enlistment object.
- Otherwise, the message MUST be processed as an invalid message as specified in section [3.1.6](#).

#### 3.4.5.2.2.5.2 Receiving a TXUSER\_IMPORT2\_MTAG\_IMPORT\_WITH\_SET Message

When the transaction manager receives a [TXUSER\\_IMPORT2\\_MTAG\\_IMPORT\\_WITH\\_SET](#) message, the transaction manager MUST perform the following actions:

- If the connection state is Idle:
  - Set the connection state to Processing Import Request.
  - Find the transaction object in the transaction table of the transaction manager by using the **guidTx** field from the message as the key.

- If the transaction object is not found or if the transaction state is not Active, Phase Zero, or Phase Zero Complete:
  - Send a [TXUSER\\_IMPORT2\\_MTAG\\_SINK\\_ERROR](#) message using the connection:
    - The **Error** field MUST be set to TRUN\_TXIMPORT\_ERROR\_IMPORT\_TX\_NOT\_FOUND.
  - Set the connection state to Ended.
- Otherwise:
  - Add the connection to the connection list of the transaction.
  - Signal the [Set Transaction Attributes \(section 3.2.7.31\)](#) event on the [Core Transaction Manager Facet](#) with the following arguments:
    - The transaction object
    - The **isoLevel** field from the message
    - The **isoFlags** field from the message
    - The **szDesc** field from the message
- Otherwise, the message MUST be processed as an invalid message as specified in section [3.1.6](#).

#### 3.4.5.2.2.5.3 Receiving a TXUSER\_IMPORT2\_MTAG\_ABORT Message

When the transaction manager receives a [TXUSER\\_IMPORT2\\_MTAG\\_ABORT \(section 2.2.8.2.2.5.1\)](#) message, the transaction manager MUST perform the following actions:

- If the connection state is Too Late to Abort:
  - Set the connection state to Processing Abort Request.
  - Send a [TXUSER\\_IMPORT2\\_MTAG\\_SINK\\_ERROR \(section 2.2.8.2.2.5.4\)](#) message using the connection:
    - The **Error** field MUST be set to TRUN\_TXIMPORT\_ERROR\_NOTIFY\_ABORTED.
  - Set the connection state to Ended.
- Otherwise, if the connection state is Active:
  - Set the connection state to Processing Abort Request.
  - Signal the [Enlistment Unilaterally Aborted \(section 3.2.7.19\)](#) event of the [Core Transaction Manager Facet](#) with the **Enlistment** field of the connection.
  - Send a TXUSER\_IMPORT2\_MTAG\_SINK\_ERROR message.
    - The **Error** field MUST be set to TRUN\_TXIMPORT\_ERROR\_NOTIFY\_ABORTED.
  - Set the connection state to Ended.
- Otherwise, the message MUST be processed as an invalid message as specified in section [3.1.6](#).

#### 3.4.5.2.2.5.4 Connection Disconnected

When a [CONNTYPE\\_TXUSER\\_ASSOCIATE \(section 2.2.8.2.1.1\)](#) connection is disconnected, the transaction manager MUST perform the actions as specified in section [3.1.8.3](#).

#### 3.4.5.3 Transaction Administration

##### 3.4.5.3.1 CONNTYPE\_TXUSER\_GETTXDETAILS as Acceptor

For all messages received in this connection type, the transaction manager MUST process the message as specified in section [3.1](#). The transaction manager MUST also follow the processing rules that are specified in the following sections.

##### 3.4.5.3.1.1 Receiving a TXUSER\_GETTXDETAILS\_MTAG\_GET Message

When the transaction manager receives a [TXUSER\\_GETTXDETAILS\\_MTAG\\_GET](#) message, the transaction manager MUST perform the following actions:

- If the connection state is Idle:
  - Set the connection state to Processing Inquiry.
  - Find the transaction object in the transaction table of the transaction manager by using the **guidTx** field from the message as the key:
    - If the transaction object is not found in the list, the transaction manager MUST:
      - Send a [TXUSER\\_GETTXDETAILS\\_MTAG\\_TX\\_NOT\\_FOUND](#) message using the connection.
    - Otherwise:
      - Send a [TXUSER\\_GETTXDETAILS\\_MTAG\\_GOTIT](#) message using the connection with the message fields set as follows:
        - The **vszSuperiorName** field MUST be set to a new [OLETX\\_VARLEN\\_STRING](#) structure that is populated with the transaction object's Superior enlistment object's Name property.
        - The **vszSuperiorID** field MUST be set to a new OLETX\_VARLEN\_STRING structure that is populated with the transaction object's Superior enlistment object's **Enlistment Object.Identifier** property.
        - The **rgSubordinates** field MUST be set to an array of OLETX\_VARLEN\_STRING structures. Each subordinate entry is represented by two adjacent structures, whose values are set as follows:
          - For each enlistment object in the Phase One enlistment and Phase Two enlistment lists of the transaction:
            - The first subordinate structure MUST be set to the Name property of the enlistment object.
            - The second subordinate structure MUST be set to the **Enlistment Object.Identifier** property of the enlistment object.
  - The **ISubordinateCount** field MUST be set to the number of enlistment objects whose values were added to the rgSubordinates array.

- Set the connection state to Ended.
- Otherwise, the message MUST be processed as an invalid message as specified in section [3.1.6](#).

### 3.4.5.3.1.2 Connection Disconnected

When a [CONNTYPE\\_TXUSER\\_GETTXDETAILS \(section 2.2.8.3.1\)](#) connection is disconnected, the transaction manager MUST perform the actions as specified in section [3.1.8.3](#).

### 3.4.5.3.2 CONNTYPE\_TXUSER\_RESOLVE as Acceptor

For all messages received in this connection type, the transaction manager communicating with an application facet MUST process the message as specified in section [3.1](#). The transaction manager MUST also follow the processing rules specified in the following sections.

#### 3.4.5.3.2.1 Receiving a TXUSER\_RESOLVE\_MTAG\_CHILD\_ABORT Message

When the transaction manager communicating with an application facet receives a [TXUSER\\_RESOLVE\\_MTAG\\_CHILD\\_ABORT](#) message, the transaction manager communicating with an application facet MUST perform the following actions:

- If the connection state is Idle:
  - Set the connection state to Processing Abort Request.
  - Verify if the initiator identity of the connection is authenticated as an administrator, as specified in [5.1.<33>](#)
  - If the initiator identity is not authorized to perform the requested action
    - Signal the [Resolve Transaction Access Denied \(section 3.4.7.17\)](#) event on the Transaction Manager facet communicating with an Application facet with the following arguments:
      - The current connection object.
  - Otherwise, find the transaction object in the transaction table of the transaction manager by using the **guidTx** field provided in the message as a key.
- If the transaction object is not found:
  - Send a [TXUSER\\_RESOLVE\\_MTAG\\_TX\\_NOT\\_FOUND](#) message by using the connection.
  - Set the connection state to Ended.
- Otherwise:
  - Add the connection to the transaction connection list.
  - Signal the [Resolve Transaction \(section 3.2.7.30\)](#) event on the [Core Transaction Manager Facet](#) with the following arguments:
    - The transaction object
    - The Aborted outcome
- Otherwise, the message MUST be processed as an invalid message as specified in section [3.1.6](#).

### 3.4.5.3.2.2 Receiving a TXUSER\_RESOLVE\_MTAG\_CHILD\_COMMIT Message

When the transaction manager communicating with an application facet receives a [TXUSER\\_RESOLVE\\_MTAG\\_CHILD\\_COMMIT](#) message, the transaction manager communicating with an application facet MUST perform the following actions:

- If the connection state is Idle:
  - Set the connection state to Processing Commit request.
  - Verify whether the initiator identity of the connection is authenticated as an administrator, as specified in [5.1.<34>](#)
  - If the initiator identity is not authorized to perform the requested action
    - Signal the [Resolve Transaction Access Denied \(section 3.4.7.17\)](#) event on the Transaction Manager facet communicating with an Application facet with the following arguments:
      - The current connection object.
  - Otherwise find the transaction object in the transaction table of the transaction manager by using the **guidTx** field provided in the message as a key.
- If the transaction object is not found:
  - Send a [TXUSER\\_RESOLVE\\_MTAG\\_TX\\_NOT\\_FOUND](#) message by using the connection.
  - Set the connection state to Ended.
- Otherwise:
  - Add the connection to the transaction connection list.
  - Signal the Resolve Transaction event on the [Core Transaction Manager Facet](#) with the following arguments:
    - The transaction object
    - The Committed outcome.
- Otherwise, the message MUST be processed as an invalid message as specified in section [3.1.6](#).

### 3.4.5.3.2.3 Receiving a TXUSER\_RESOLVE\_MTAG\_FORGET\_COMMITTED Message

When the transaction manager communicating with an application facet receives a [TXUSER\\_RESOLVE\\_MTAG\\_FORGET\\_COMMITTED](#) message, the transaction manager communicating with an application facet MUST perform the following actions:

- If the connection state is Idle:
  - Set the connection state to Processing Forget Request.
  - Verify if the initiator identity of the connection is authenticated as an administrator, as specified in [5.1.<35>](#)
  - If the initiator identity is not authorized to perform the requested action

- Signal the [Resolve Transaction Access Denied \(section 3.4.7.17\)](#) event on the Transaction Manager facet communicating with an Application facet with the following arguments:
  - The current connection object.
- Otherwise, find the transaction object in the transaction table of the transaction manager by using the **guidTx** field provided in the message as a key.
- If the transaction object is not found:
  - Send a [TXUSER\\_RESOLVE\\_MTAG\\_TX\\_NOT\\_FOUND](#) message by using the connection.
  - Set the connection state to Ended.
- Otherwise:
  - Add the connection to the transaction connection list.
  - Signal the [Resolve Transaction \(section 3.2.7.30\)](#) event on the [Core Transaction Manager Facet](#) with the following arguments:
    - The transaction object
    - The Forgotten outcome
- Otherwise, the message MUST be processed as an invalid message as specified in section [3.1.6](#).

#### **3.4.5.3.2.4 Connection Disconnected**

When a [CONNTYPE\\_TXUSER\\_RESOLVE \(section 2.2.8.3.2\)](#) connection is disconnected, the transaction manager MUST perform the actions as specified in section [3.1.8.3](#).

#### **3.4.5.3.3 CONNTYPE\_TXUSER\_SETTXTIMEOUT as Acceptor**

For all messages received in this connection type, the transaction manager MUST process the message as specified in section [3.1](#). The transaction manager MUST also follow the processing rules specified in the following sections.

##### **3.4.5.3.3.1 Receiving a TXUSER\_SETTXTIMEOUT\_MTAG\_SETTXTIMEOUT Message**

When the transaction manager receives a [TXUSER\\_SETTXTIMEOUT\\_MTAG\\_SETTXTIMEOUT \(section 2.2.8.1.2.7\)](#) message, the transaction manager MUST perform the following actions:

- If the connection state is Idle:
  - Set the connection state to Processing Request.
  - Find the transaction object in the transaction table of the transaction manager by using the **guidTx** field from the message as the key.
  - If the transaction object is not found in the list:
    - Send the application a [TXUSER\\_SETTXTIMEOUT\\_MTAG\\_TX\\_NOT\\_FOUND \(section 2.2.8.3.3.1\)](#) message.
    - Set the connection state to Ended.
- Otherwise:

- Signal the [Set Transaction Timeout \(section 3.2.7.32\)](#) event on the [Core Transaction Manager Facet](#) with the following arguments:
  - The transaction object
  - The **dwTxTimeout** field from the message
- Otherwise, the message MUST be processed as an invalid message as specified in section [3.1.6](#).

#### 3.4.5.3.3.2 Connection Disconnected

When a [CONNTYPE\\_TXUSER\\_SETTXTIMEOUT \(section 2.2.8.3.3\)](#) connection is disconnected, the transaction manager MUST perform the actions as specified in section [3.1.8.3](#).

#### 3.4.5.3.4 CONNTYPE\_TXUSER\_SETTXTIMEOUT2 as Acceptor

For all messages received in this connection type, the transaction manager MUST process the message as specified in section [3.1](#). The application MUST also follow the processing rules specified in the following sections.

##### 3.4.5.3.4.1 Receiving a TXUSER\_SETTXTIMEOUT\_MTAG\_SETTXTIMEOUT Message

When the transaction manager receives a [TXUSER\\_SETTXTIMEOUT\\_MTAG\\_SETTXTIMEOUT \(section 2.2.8.1.2.7\)](#) message, the transaction manager MUST perform the following actions:

- If the connection state is Idle:
  - Set the connection state to Processing Request.
  - If the transaction manager of the application supports the [CONNTYPE\\_TXUSER\\_SETTXTIMEOUT2 \(section 2.2.8.3.4\)](#) connection type as specified in section [2.2.1.1.1](#):
    - Send a [TXUSER\\_SETTXTIMEOUT\\_MTAG\\_TX\\_NOT\\_FOUND \(section 2.2.8.3.3.1\)](#) message.
  - Otherwise, send an [MTAG\\_CONNECTION\\_REQ\\_DENIED \(section 2.2.5\)](#) message with the **Reason** field set to 0x80070057.
  - Set the connection state to Ended.
- Otherwise, the message MUST be processed as specified in section [3.1.6](#).

##### 3.4.5.3.4.2 Connection Disconnected

When a [CONNTYPE\\_TXUSER\\_SETTXTIMEOUT \(section 2.2.8.3.3\)](#) connection is disconnected, the transaction manager MUST perform the actions as specified in section [3.1.8.3](#).

#### 3.4.5.3.5 CONNTYPE\_TXUSER\_TRACE as Acceptor

For all messages received in this connection type, the transaction manager communicating with an application facet MUST process the message as specified in section [3.1](#). The transaction manager communicating with an application facet MUST also follow the processing rules specified in the following sections.

#### 3.4.5.3.5.1 Receiving a TXUSER\_TRACE\_MTAG\_DUMP\_TRANSACTION Message

When the transaction manager communicating with an application facet receives a [TXUSER\\_TRACE\\_MTAG\\_DUMP\\_TRANSACTION](#) message, the transaction manager communicating with an application facet MUST perform the following actions:

- If the connection state is Idle:
  - Set the connection state to Processing Trace Request.
  - Find the transaction object in the transaction table of the transaction manager by using the **guidTx** field from the message as the key.
    - If the transaction object is not found in the list, the transaction manager MUST:
      - Send a [TXUSER\\_TRACE\\_MTAG\\_TX\\_NOT\\_FOUND](#) message using the connection.
    - Otherwise:
      - Attempt to generate trace records for the transaction in the trace file of the transaction manager in an implementation-specific manner.
      - If the operation fails:
        - Send a [TXUSER\\_TRACE\\_MTAG\\_REQUEST\\_FAILED](#) message using the connection.
      - Otherwise:
        - Send a [TXUSER\\_TRACE\\_MTAG\\_REQUEST\\_COMPLETE](#) message using the connection.
  - Set the connection state to Ended.
- Otherwise, the message MUST be processed as an invalid message as specified in section [3.1.6](#).

#### 3.4.5.3.5.2 Connection Disconnected

When a [CONNTYPE\\_TXUSER\\_TRACE \(section 2.2.8.3.5\)](#) connection is disconnected, the transaction manager communicating with an application facet MUST perform the actions as specified in section [3.1.8.3](#).

### 3.4.5.4 Transaction Manager Administration

#### 3.4.5.4.1 CONNTYPE\_TXUSER\_GETSECURITYFLAGS as Acceptor

For all messages received in this connection type, the transaction manager communicating with an application facet MUST process the message as specified in section [3.1](#). The transaction manager communicating with an application facet MUST also follow the processing rules specified in the following sections.

##### 3.4.5.4.1.1 Receiving a TXUSER\_GETSECURITYFLAGS\_MTAG\_GETSECURITYFLAGS Message

When the transaction manager communicating with an application facet receives a [TXUSER\\_GETSECURITYFLAGS\\_MTAG\\_GETSECURITYFLAGS](#) message, the transaction manager communicating with an application facet MUST perform the following actions:

- If the connection state is Idle:

- Set the connection state to Processing Request.
- Send a [TXUSER GETSECURITYFLAGS MTAG FETCHED](#) message using the connection:
  - If the Allow Network Access flag of the [Core Transaction Manager Facet](#) is set to false:
    - Set the **grfNetworkDtcAccess** field to zero.
  - Otherwise, set the **grfNetworkDtcAccess** field as follows:
    - Set all bits to zero by default.
    - Set the DTCADVCONFIG\_NETWORKDTCACCESS\_ENABLE bit to 1.
    - If the Allow Remote Administration flag of the Core Transaction Manager Facet is set to true:
      - Set the DTCADVCONFIG\_NETWORKDTCACCESS\_ADMIN bit to 1.
    - If the Allow Network Transactions flag of the Core Transaction Manager Facet is set to true:
      - Set the DTCADVCONFIG\_NETWORKDTCACCESS\_TX bit to 1.
    - If the Allow Remote Clients flag of the Core Transaction Manager Facet is set to true:
      - Set the DTCADVCONFIG\_NETWORKDTCACCESS\_CLIENTS bit to 1.
    - If the Allow TIP flag of the Core Transaction Manager Facet is set to true:
      - Set the DTCADVCONFIG\_NETWORKDTCACCESS\_TIP bit to 1.
    - If the Allow Outbound Transactions flag of the Core Transaction Manager Facet is set to true:
      - Set the DTCADVCONFIG\_OUTBOUNDNETWORK\_TX bit to 1.
    - If the Allow Inbound Transactions flag of the Core Transaction Manager Facet is set to true:
      - Set the DTCADVCONFIG\_INBOUNDNETWORK\_TX bit to 1.
    - If the **Security Level** field of the Core Transaction Manager Facet is set to no security:
      - Set the DTCADVCONFIG\_SECURITYLEVEL\_NOSECURITY bit to 1.
    - Otherwise, if the **Security Level** field of the Core Transaction Manager Facet is set to incoming authentication:
      - Set the DTCADVCONFIG\_SECURITYLEVEL\_AUTHENTICATEDONLY bit to 1.
    - Otherwise, if the **Security Level** field of the Core Transaction Manager Facet is set to mutual authentication:
      - Set the DTCADVCONFIG\_SECURITYLEVEL\_MUTUALAUTH bit to 1.
  - If the Allow XA flag of the Core Transaction Manager Facet is set to true, set the **grfXaTransaction** field to 1; otherwise, set the flag to zero.

- If the Allow LUTransactions flag of the Core Transaction Manager Facet is set to true, set the DTCADVCONFIG\_OPTIONS\_LUTRANSACTIONS\_DISABLE option bit in the grfOptions field to 0; otherwise, set the option bit to 1.
- Set the connection state to Ended.
- Otherwise, the message MUST be processed as an invalid message as specified in section [3.1.6](#).

#### **3.4.5.4.1.2 Connection Disconnected**

When a [CONNTYPE\\_TXUSER\\_TRACE \(section 2.2.8.3.5\)](#) connection is disconnected, the transaction manager communicating with an application facet MUST perform the actions as specified in section [3.1.8.3](#).

#### **3.4.6 Timer Events**

No timer events apply here.

#### **3.4.7 Other Local Events**

A transaction manager communicating with an application facet MUST be prepared to process the local events that are defined in the following sections.

The transaction manager communicating with an application facet MUST be prepared to process local events pertaining to Phase Zero functionality only on versions where the connection type CONNTYPE\_TXUSER\_PHASE0 is supported. Section [2.2.1.1.3](#) defines protocol version support for this connection type. The following local events are affected:

- [Register Phase Zero \(section 3.4.7.15\)](#)
- [Phase Zero Complete \(section 3.4.7.14\)](#)

##### **3.4.7.1 Associate Transaction Failure**

The Associate Transaction Failure event MUST be signaled with the following arguments:

- A transaction object.
- A value indicating the failure reason. The reason MUST be set to one of the following values:
  - Comm Failed
  - Log Full Remote
  - Log Full Local
  - No Mem Remote
  - Too Late
  - Too Many Remote
  - Too Many Local
  - Tx Not Found

If the Associate Transaction Failure event is signaled, the transaction manager MUST perform the following actions:

- Find an instance of a [CONNTYPE TXUSER ASSOCIATE \(section 2.2.8.2.1.1\)](#) connection list in the associates table of the transaction manager communicating with an application facet by using the **Transaction Object.Identifier** field of the transaction object as the key.
- For each connection in the list:
  - Remove the connection from the list.
  - If the connection state is Processing Associate Request:
    - Send the matching message for the following reason codes:
      - Comm Failed: [TXUSER ASSOCIATE MTAG COMM FAILED \(section 2.2.8.2.1.1.3\)](#)
      - Log Full Remote: [TXUSER ASSOCIATE MTAG LOG FULL REMOTE \(section 2.2.8.2.1.1.6\)](#)
      - Log Full Local: [TXUSER ASSOCIATE MTAG LOG FULL LOCAL \(section 2.2.8.2.1.1.5\)](#)
      - No Mem Remote: [TXUSER ASSOCIATE MTAG NO MEM REMOTE \(section 2.2.8.2.1.1.8\)](#)
      - Too Late: [TXUSER ASSOCIATE MTAG TOO LATE \(section 2.2.8.2.1.1.9\)](#)
      - Too Many Remote: [TXUSER ASSOCIATE MTAG TOO MANY REMOTE \(section 2.2.8.2.1.1.11\)](#)
      - Too Many Local: [TXUSER ASSOCIATE MTAG TOO MANY LOCAL \(section 2.2.8.2.1.1.10\)](#)
      - Tx Not Found: [TXUSER ASSOCIATE MTAG TX NOT FOUND \(section 2.2.8.2.1.1.12\)](#)
- Set the connection state to Ended.
- Remove the list from the associates table of the transaction manager communicating with an application facet.

### 3.4.7.2 Associate Transaction Success

The Associate Transaction Success event MUST be signaled with the following arguments:

- A transaction object.

If the Associate Transaction Success event is signaled, the transaction manager MUST perform the following actions:

- Find the list of [CONNTYPE TXUSER ASSOCIATE \(section 2.2.8.2.1.1\)](#) connections in the associates table of the transaction manager communicating with an application facet by using the **Transaction Object.Identifier** field of the transaction object as the key.
- For each connection in the list:
  - Remove the connection from the list.
  - If the connection state is Processing Associate Request:

- Send a [TXUSER ASSOCIATE MTAG ASSOCIATED \(section 2.2.8.2.1.1.2\)](#) message using the connection.
- Set the connection state to Active.
- Remove the list from the associates table of the transaction manager communicating with an application facet.

### 3.4.7.3 Begin Commit

The Begin Commit event MUST be signaled with the following arguments:

- An Enlistment object

If the Begin Commit event is signaled, the transaction manager MUST perform the following actions:

- If the enlistment connection is of type [CONNTYPE TXUSER IMPORT \(section 2.2.8.2.2.4\)](#):
  - Set the connection state to Ended.
- Otherwise, if the enlistment connection is of type [CONNTYPE TXUSER IMPORT2 \(section 2.2.8.2.2.5\)](#) or [CONNTYPE TXUSER ASSOCIATE \(section 2.2.8.2.1.1\)](#):
  - Send a [TXUSER IMPORT2 MTAG SINK ERROR \(section 2.2.8.2.2.5.4\)](#) message:
    - The **Error** field MUST be set to TRUN\_TXIMPORT\_ERROR\_NOTIFY\_COMMITTED.
  - Set the connection state to Ended.

### 3.4.7.4 Begin In Doubt

The Begin In Doubt event MUST be signaled with the following arguments:

- An Enlistment object.

If the Begin In Doubt event is signaled, the transaction manager MUST perform the following actions:

- If the enlistment connection is of type [CONNTYPE TXUSER IMPORT \(section 2.2.8.2.2.4\)](#):
  - Set the connection state to Ended.
- Otherwise, if the enlistment connection is of type [CONNTYPE TXUSER IMPORT2 \(section 2.2.8.2.2.5\)](#) or [CONNTYPE TXUSER ASSOCIATE \(section 2.2.8.2.1.1\)](#):
  - Send a [TXUSER IMPORT2 MTAG SINK ERROR \(section 2.2.8.2.2.5.4\)](#) message:
    - The **Error** field MUST be set to TRUN\_TXIMPORT\_ERROR\_NOTIFY\_INDOUBT.
  - Set the connection state to Ended.

### 3.4.7.5 Begin Rollback

The Begin Rollback event MUST be signaled with the following arguments:

- An Enlistment object.

If the Begin Rollback event is signaled, the transaction manager MUST perform the following actions:

- If the enlistment's connection is of type [CONNTYPE\\_TXUSER\\_IMPORT \(section 2.2.8.2.2.4\)](#):
  - Set the connection state to Ended.
- Otherwise, if the enlistment's connection is of type [CONNTYPE\\_TXUSER\\_IMPORT2 \(section 2.2.8.2.2.5\)](#) or [CONNTYPE\\_TXUSER\\_ASSOCIATE \(section 2.2.8.2.1.1\)](#):
  - If the connection state is Active or Too Late to Abort:
    - Send a [TXUSER\\_IMPORT2\\_MTAG\\_SINK\\_ERROR \(section 2.2.8.2.2.5.4\)](#) message:
      - The **Error** field MUST be set to TRUN\_TXIMPORT\_ERROR\_NOTIFY\_ABORTED.
  - Set the connection state to Ended.

### 3.4.7.6 Begin Voting

The Begin Voting event MUST be signaled with the following arguments:

- An Enlistment object

If the Begin Voting event is signaled, the transaction manager MUST perform the following actions:

- If the enlistment's connection is of type [CONNTYPE\\_TXUSER\\_IMPORT](#), [CONNTYPE\\_TXUSER\\_IMPORT2](#) or [CONNTYPE\\_TXUSER\\_ASSOCIATE](#):
  - Signal the Enlistment Vote Complete event on the [Core Transaction Manager Facet](#) with the following arguments:
    - The provided Enlistment object
    - The Prepared vote outcome
  - If the enlistment's connection type is CONNTYPE\_TXUSER\_IMPORT or CONNTYPE\_TXUSER\_IMPORT2:
    - Set the connection state to Too Late to Abort.

### 3.4.7.7 Create Transaction Failure

The Create Transaction Failure event MUST be signaled with the following arguments:

- A transaction object.
- A value indicating the failure reason. The reason MUST be set to one of the following values:
  - Log Full
  - No Mem
  - Duplicate

If the Create Transaction Failure event is signaled, the transaction manager MUST perform the following actions:

- If the transaction's connection list contains a connection of type [CONNTYPE\\_TXUSER\\_BEGINNER \(section 2.2.8.1.1\)](#):
  - Send the matching message for the following reason codes:
    - Log Full: [TXUSER\\_BEGINNER\\_MTAG\\_BEGIN\\_LOG\\_FULL \(section 2.2.8.1.1.3\)](#)
    - No Mem: [TXUSER\\_BEGINNER\\_MTAG\\_BEGIN\\_NO\\_MEM \(section 2.2.8.1.1.4\)](#)
  - Set the connection state to Ended.
- Otherwise, if the transaction's connection list contains a connection of type [CONNTYPE\\_TXUSER\\_BEGIN2 \(section 2.2.8.1.2\)](#) or [CONNTYPE\\_TXUSER\\_PROMOTE \(section 2.2.8.1.3\)](#):
  - Send a [TXUSER\\_BEGIN2\\_MTAG\\_SINK\\_ERROR \(section 2.2.8.1.2.5\)](#) message:
    - The Error field MUST be set to the value matching the following reason codes:
      - Log Full: TRUN\_TXBEGIN\_ERROR\_BEGIN\_LOG\_FULL
      - No Mem: TRUN\_TXBEGIN\_ERROR\_NO\_MEM
      - Duplicate: TRUN\_TXBEGIN\_ERROR\_DUPLICATE\_GUID
  - Set the connection state to Ended.

### 3.4.7.8 Create Transaction Success

The Create Transaction Success event MUST be signaled with the following arguments:

- A transaction object

If the Create Transaction Success event is signaled, the transaction manager MUST perform the following actions:

- If the transaction's connection list contains a connection of type [CONNTYPE\\_TXUSER\\_BEGINNER \(section 2.2.8.1.1\)](#)
  - Send a [TXUSER\\_BEGINNER\\_MTAG\\_BEGUN \(section 2.2.8.1.1.5\)](#) message.
    - The **guidTx** field MUST be set to the **Transaction Object.Identifier** field of the transaction object.
  - Set the connection state to Active.
- Otherwise, if the transaction's connection list contains a connection of type [CONNTYPE\\_TXUSER\\_BEGIN2 \(section 2.2.8.1.2\)](#) or [CONNTYPE\\_TXUSER\\_PROMOTE \(section 2.2.8.1.3\)](#):
  - Send a [TXUSER\\_BEGIN2\\_MTAG\\_SINK\\_BEGUN \(section 2.2.8.1.2.4\)](#) message:
    - The **guidTx** field MUST be set to the **Transaction Object.Identifier** field of the transaction object.
  - Set the connection state to Active.

### 3.4.7.9 Create Voter Enlistment Failure

The Create Voter Enlistment Failure event MUST be signaled with the following arguments:

- An Enlistment object.
- A value indicating the failure reason. The reason MUST be set to the following value:
  - Too Late

If the Create Voter Enlistment Failure event is signaled, the Transaction Manager MUST perform the following actions:

- If the provided enlistment's connection is of type [CONNTYPE\\_TXUSER\\_IMPORT2 \(section 2.2.8.2.2.5\)](#):
  - Send a [TXUSER\\_IMPORT2\\_MTAG\\_SINK\\_ERROR \(section 2.2.8.2.2.5.4\)](#) message using the provided enlistment's connection:
    - The **Error** field MUST be set to:
      - TRUN\_TXIMPORT\_ERROR\_IMPORT\_TX\_NOT\_FOUND.
  - Set the connection state to Ended.
- Otherwise, if the provided enlistment's connection is of type [CONNTYPE\\_TXUSER\\_IMPORT \(section 2.2.8.2.2.4\)](#):
  - Send a TXUSER\_IMPORT\_MTAG\_IMPORT\_TX\_NOT\_FOUND message using the provided enlistment's connection.
  - Set the connection state to Ended.

### 3.4.7.10 Create Voter Enlistment Success

The Create Voter Enlistment Success event MUST be signaled with the following arguments:

- An Enlistment object

If the Create Voter Enlistment Success event is signaled, the Transaction Manager MUST perform the following actions:

- If the provided enlistment's connection is of type [CONNTYPE\\_TXUSER\\_IMPORT2 \(section 2.2.8.2.2.5\)](#):
  - Send the [TXUSER\\_IMPORT2\\_MTAG\\_SINK\\_IMPORTED \(section 2.2.8.2.2.5.5\)](#) message using the provided enlistment's connection.
    - The **isoLevel** field MUST be set to the **Isolation Level** field of the transaction object referenced by the provided Enlistment object.
    - The **isoFlags** field MUST be set to the **Isolation Flags** field of the transaction object referenced by the provided Enlistment object.
- Otherwise, if the provided enlistment's connection is of type [CONNTYPE\\_TXUSER\\_IMPORT \(section 2.2.8.2.2.4\)](#):

- Send the [TXUSER\\_IMPORT\\_MTAG\\_IMPORTED \(section 2.2.8.2.2.4.5\)](#) message using the provided enlistment's connection:
  - The **isoLevel** field MUST be set to the **Isolation Level** field of the transaction object referenced by the provided Enlistment object.
  - The **isoFlags** field MUST be set to the **Isolation Flags** field of the transaction object referenced by the provided Enlistment object.
- Set the connection state to Active.

### 3.4.7.11 Export Transaction Failure

The Export Transaction Failure event MUST be signaled with the following arguments:

- A transaction object.
- A value indicating the failure reason. The reason MUST be set to one of the following values:
  - Log Full
  - No Mem
  - Too Late
  - Too Many
  - Comm Failed

If the Export Transaction Failure event is signaled, the transaction manager MUST perform the following actions:

- Find an instance of a [CONNTYPE\\_TXUSER\\_EXPORT2 \(section 2.2.8.2.2.3\)](#) connection in the provided transaction's connection list.
  - Send the matching message for the following reason codes:
    - Log Full: [TXUSER\\_EXPORT\\_MTAG\\_EXPORT\\_LOG\\_FULL \(section 2.2.8.2.2.2.7\)](#)
    - No Mem: [TXUSER\\_EXPORT\\_MTAG\\_EXPORT\\_NO\\_MEM \(section 2.2.8.2.2.2.8\)](#)
    - Too Late: [TXUSER\\_EXPORT\\_MTAG\\_EXPORT\\_TOO\\_LATE \(section 2.2.8.2.2.2.9\)](#)
    - Too Many: [TXUSER\\_EXPORT\\_MTAG\\_EXPORT\\_TOO\\_MANY \(section 2.2.8.2.2.2.10\)](#)
    - Not Found: [TXUSER\\_EXPORT\\_MTAG\\_EXPORT\\_TX\\_NOT\\_FOUND \(section 2.2.8.2.2.2.11\)](#)
    - Comm Failed: [TXUSER\\_EXPORT\\_MTAG\\_EXPORT\\_COMM\\_FAILED \(section 2.2.8.2.2.3.1\)](#)
  - Set the connection state to Ended.
- Otherwise, find an instance of a [CONNTYPE\\_TXUSER\\_EXPORT \(section 2.2.8.2.2.2\)](#) connection in the provided transaction's connection list.
  - Send the matching message for the following reason codes:
    - Log Full: [TXUSER\\_EXPORT\\_MTAG\\_EXPORT\\_LOG\\_FULL \(section 2.2.8.2.2.2.7\)](#)
    - No Mem: [TXUSER\\_EXPORT\\_MTAG\\_EXPORT\\_NO\\_MEM \(section 2.2.8.2.2.2.8\)](#)

- Too Late: TXUSER\_EXPORT\_MTAG\_EXPORT\_TOO\_LATE (section 2.2.8.2.2.2.9)
- Too Many: TXUSER\_EXPORT\_MTAG\_EXPORT\_TOO\_MANY (section 2.2.8.2.2.2.10)
- Not Found: TXUSER\_EXPORT\_MTAG\_EXPORT\_TX\_NOT\_FOUND (section 2.2.8.2.2.2.11)
- Otherwise, if no such connection exists, the event MUST be ignored.

#### 3.4.7.12 Export Transaction Success

The Export Transaction Success event MUST be signaled with the following arguments:

- A transaction object

If the Export Transaction Success event is signaled, the transaction manager MUST perform the following actions:

- Find an instance of a [CONNTYPE\\_TXUSER\\_EXPORT2 \(section 2.2.8.2.2.3\)](#) connection in the provided transaction's connection list.
  - Send a [TXUSER\\_EXPORT\\_MTAG\\_EXPORTED \(section 2.2.8.2.2.12\)](#) message using the connection.
  - Set the connection state to [Connection Active \(section 3.4.1.9.3\)](#).
- Otherwise, find an instance of a [CONNTYPE\\_TXUSER\\_EXPORT \(section 2.2.8.2.2.2\)](#) connection in the provided transaction's connection list.
  - Send a TXUSER\_EXPORT\_MTAG\_EXPORTED (section 2.2.8.2.2.12) message using the connection.
  - Set the connection state to [Connection Active \(section 3.4.1.8.3\)](#).
- Otherwise, if no such connection exists, the event MUST be ignored.

#### 3.4.7.13 Phase One Complete

The Phase One Complete event MUST be signaled with the following arguments:

- An Enlistment object.
- A value indicating the outcome of [Phase One](#). The value MUST be set to one of the following values:
  - Read Only
  - Committed
  - Aborted
  - In Doubt

If the Phase One Complete event is signaled, the Transaction Manager Communicating with an Application Facet MUST perform the following actions:

- If the provided outcome is Read Only or Committed:

- If the transaction's connection list contains a connection of type [CONNTYPE\\_TXUSER\\_BEGINNER \(section 2.2.8.1.1\)](#):
  - Send a [TXUSER\\_BEGINNER\\_MTAG\\_REQUEST\\_COMPLETED \(section 2.2.8.1.1.9\)](#) message.
  - Set the connection state to Ended.
- Otherwise, if the transaction's connection list contains a connection of type [CONNTYPE\\_TXUSER\\_BEGIN2 \(section 2.2.8.1.2\)](#) or [CONNTYPE\\_TXUSER\\_PROMOTE \(section 2.2.8.1.3\)](#):
  - Send a [TXUSER\\_BEGIN2\\_MTAG\\_SINK\\_ERROR \(section 2.2.8.1.2.5\)](#) message:
    - The Error field MUST be set to TRUN\_TXBEGIN\_ERROR\_NOTIFY\_COMMITTED.
  - Set the connection state to Ended.
- Otherwise, if the provided outcome is Aborted:
  - If the transaction's connection list contains a connection of type [CONNTYPE\\_TXUSER\\_BEGINNER \(section 2.2.8.1.1\)](#):
    - If the connection state is Active:
      - Set the connection state to Aborting Transaction.
    - Otherwise, if the connection state is Aborting Transaction or Committing Transaction:
      - Send a [TXUSER\\_BEGINNER\\_MTAG\\_REQUEST\\_COMPLETED \(section 2.2.8.1.1.9\)](#) message.
      - Set the connection state to Ended.
    - Otherwise, ignore the event.
  - Otherwise, if the transaction's connection list contains a connection of type [CONNTYPE\\_TXUSER\\_BEGIN2 \(section 2.2.8.1.2\)](#) or [CONNTYPE\\_TXUSER\\_PROMOTE \(section 2.2.8.1.3\)](#):
    - Send a [TXUSER\\_BEGIN2\\_MTAG\\_SINK\\_ERROR \(section 2.2.8.1.2.5\)](#) message:
      - The Error field MUST be set to TRUN\_TXBEGIN\_ERROR\_NOTIFY\_ABORTED.
    - Set the connection state to Ended.
- Otherwise, if the provided outcome is [In Doubt](#):
  - If the transaction's connection list contains a [CONNTYPE\\_TXUSER\\_BEGINNER \(section 2.2.8.1.1\)](#) connection:
    - Send a [TXUSER\\_BEGINNER\\_MTAG\\_COMMIT\\_INDOUBT \(section 2.2.8.1.1.7\)](#) message.
    - Set the connection state to Ended.
  - Otherwise, if the transaction's connection list contains a [CONNTYPE\\_TXUSER\\_BEGIN2 \(section 2.2.8.1.2\)](#) connection:
    - Send a [TXUSER\\_BEGIN2\\_MTAG\\_SINK\\_ERROR \(section 2.2.8.1.2.5\)](#) message:

- The Error field MUST be set to TRUN\_TXBEGIN\_ERROR\_NOTIFY\_INDOUBT.
- Set the connection state to Ended.

#### **3.4.7.14 Phase Zero Complete**

The Phase Zero Complete event MUST be signaled with the following arguments:

- An Enlistment object.
- A value indicating the outcome of Phase Zero. The value MUST be set to one of the following values:
  - Success
  - Failure

If the Phase Zero Complete event is signaled, the transaction manager MUST perform the following actions:

- If the provided outcome is Success:
  - Signal the Begin Phase One event on the [Core Transaction Manager Facet](#) with the following arguments:
    - The Transaction referenced by the provided Enlistment object.
    - The Single Phase Commit flag set to true.

Otherwise:

- Signal the Phase One Complete event on the Transaction Manager Communicating with an Application Facet with the following arguments:
  - The provided Enlistment object
  - The Aborted outcome

#### **3.4.7.15 Register Phase Zero**

The Register Phase Zero event MUST be signaled with the following arguments:

- An Enlistment object.

If the Register Phase Zero event is signaled, the transaction manager MUST perform the following actions:

- Signal the Register Phase Zero Success event on the [Core Transaction Manager Facet](#) with the following arguments:
  - The provided Enlistment object

#### **3.4.7.16 Resolve Transaction Complete**

The Resolve Transaction Complete event MUST be signaled with the following arguments:

- A transaction object.

- A value indicating the result of the resolve transaction operation. The value MUST be set to one of the following values:
  - Committed
  - Aborted
  - Forgotten
  - Not Prepared
  - Not Committed

If the Resolve Transaction Complete event is signaled, the transaction manager MUST perform the following actions:

- Find a [CONNTYPE TXUSER RESOLVE \(section 2.2.8.3.2\)](#) connection in the transaction's connection list.
- If the connection is not found, ignore the event.
- Otherwise:
  - If the resolve outcome is Committed, Aborted, or Forgotten:
    - Send a [TXUSER RESOLVE MTAG REQUEST COMPLETE \(section 2.2.8.3.2.7\)](#) message using the connection.
    - Set the connection state to Ended.
  - Otherwise, if the resolve outcome is Not Prepared:
    - Send a [TXUSER RESOLVE MTAG CHILD NOT PREPARED \(section 2.2.8.3.2.4\)](#) message using the connection.
    - Set the connection state to Ended.
  - Otherwise, if the resolve outcome is Not Committed:
    - Send a [TXUSER RESOLVE MTAG FORGET TX NOT COMMITTED \(section 2.2.8.3.2.6\)](#) message using the connection.
    - Set the connection state to Ended.

### 3.4.7.17 Resolve Transaction Access Denied

The Resolve Transaction Access Denied event MUST be signaled with the following arguments:

- A connection object.

If the Resolve Transaction Access Denied event is signaled, the transaction manager MUST perform the following actions:

- If the connection object is of [CONNTYPE TXUSER RESOLVE \(section 2.2.8.3.2\)](#) connection type:
  - Send a [TXUSER RESOLVE MTAG ACCESSDENIED \(section 2.2.8.3.2.1\)](#) message.
  - Set the connection state to Ended.

- Otherwise:
  - Ignore the signal.

### 3.4.7.18 Rollback Complete

The Rollback Complete event MUST be signaled with the following arguments:

- An Enlistment object

If the Rollback Complete event is signaled, the transaction manager MUST perform the following actions:

- If the connection referenced by the enlistment is of type [CONNTYPE\\_TXUSER\\_BEGINNER \(section 2.2.8.1.1\)](#):
  - If the connection state is Aborting Transaction:
    - Send a [TXUSER\\_BEGINNER\\_MTAG\\_REQUEST\\_COMPLETED \(section 2.2.8.1.1.9\)](#) message.
  - Set the connection state to Ended.
- If the connection referenced by the enlistment is of type [CONNTYPE\\_TXUSER\\_BEGIN2 \(section 2.2.8.1.2\)](#) or [CONNTYPE\\_TXUSER\\_PROMOTE \(section 2.2.8.1.3\)](#):
  - If the connection state is Modifying Timeout:
    - Send a [TXUSER\\_SETTXTIMEOUT\\_MTAG\\_TOO\\_LATE \(section 2.2.8.1.2.8\)](#) message.
  - Otherwise, if the connection state is Active, Aborting Transaction, or Committing Transaction:
    - Send a [TXUSER\\_BEGIN2\\_MTAG\\_SINK\\_ERROR \(section 2.2.8.1.2.5\)](#) message.
      - The Error field MUST be set to TRUN\_TXBEGIN\_ERROR\_NOTIFY\_ABORTED.
  - Set the connection state to Ended.

### 3.4.7.19 Set Transaction Attributes Failure

The Set Transaction Attributes Failure event MUST be signaled with the following arguments:

- A transaction object

If the Set Transaction Attributes Failure event is signaled, the transaction manager MUST perform the following actions:

- Find a [CONNTYPE\\_TXUSER\\_IMPORT2](#) connection instance in the provided transaction's connection list.
- If the connection is not found, ignore the event.
- Otherwise:
  - Send a [TXUSER\\_IMPORT2\\_MTAG\\_SINK\\_ERROR](#) message using the connection:
    - The Error field MUST be set to TRUN\_TXIMPORT\_ERROR\_IMPORT\_TX\_NOT\_FOUND.
  - Set the connection state to Ended.

### 3.4.7.20 Set Transaction Attributes Success

The Set Transaction Attributes Success event MUST be signaled with the following arguments:

- A transaction object

If the Set Transaction Attributes Success event is signaled, the transaction manager MUST perform the following actions:

- Find a [CONNTYPE\\_TXUSER\\_IMPORT2 \(section 2.2.8.2.2.5\)](#) connection instance in the provided transaction's connection list.
- If the connection is not found, ignore the signal.
- Otherwise:
  - Create a new Enlistment object using the following fields:
    - The Transaction Manager Communicating with an Application Facet
    - The provided transaction object
    - The connection object
  - Assign the new Enlistment object to the connection's Enlistment field.
  - Signal the [Create Voter Enlistment \(section 3.2.7.14\)](#) event on the [Core Transaction Manager Facet \(section 1.3.3.3.1\)](#) with the new Enlistment object.

### 3.4.7.21 Set Transaction Timeout Failure

The Set Transaction Timeout Failure event MUST be signaled with the following arguments:

- A transaction object

If the Set Transaction Timeout Failure event is signaled, the transaction manager MUST perform the following actions:

- If the transaction's connection list contains a connection of type [CONNTYPE\\_TXUSER\\_BEGIN2 \(section 2.2.8.1.2\)](#) or [CONNTYPE\\_TXUSER\\_PROMOTE \(section 2.2.8.1.3\)](#):
  - Send a [TXUSER\\_SETTXTIMEOUT\\_MTAG\\_TOO\\_LATE \(section 2.2.8.1.2.8\)](#) message using the connection.
  - Set the connection state to Active.
- Otherwise, if the transaction's connection list contains a [CONNTYPE\\_TXUSER\\_SETTXTIMEOUT \(section 2.2.8.3.3\)](#) connection:
  - Send a TXUSER\_SETTXTIMEOUT\_MTAG\_TOO\_LATE (section 2.2.8.1.2.8) message using the connection.
  - Set the connection state to Ended.

### 3.4.7.22 Set Transaction Timeout Success

The Set Transaction Timeout Success event MUST be signaled with the following arguments:

- A transaction object

If the Set Transaction Timeout Success event is signaled, the transaction manager MUST perform the following actions:

- If the transaction's connection list contains a connection of type [CONNTYPE\\_TXUSER\\_BEGIN2 \(section 2.2.8.1.2\)](#) or [CONNTYPE\\_TXUSER\\_PROMOTE \(section 2.2.8.1.3\)](#):
  - Send a [TXUSER\\_SETTXTIMEOUT\\_MTAG\\_REQUEST\\_COMPLETE \(section 2.2.8.1.2.6\)](#) message using the connection.
  - Set the connection state to Active.
- Otherwise, if the transaction's connection list contains a [CONNTYPE\\_TXUSER\\_SETTXTIMEOUT \(section 2.2.8.3.3\)](#) connection:
  - Send a [TXUSER\\_SETTXTIMEOUT\\_MTAG\\_REQUEST\\_COMPLETE \(section 2.2.8.1.2.6\)](#) message using the connection.
  - Set the connection state to Ended.

### 3.4.7.23 Unilaterally Aborted

The Unilaterally Aborted event MUST be signaled with the following arguments:

- An Enlistment object

If the Unilaterally Aborted event is signaled, the transaction manager MUST perform the following actions:

- If the enlistment's connection is of type [CONNTYPE\\_TXUSER\\_BEGINNER \(section 2.2.8.1.1\)](#):
  - If the connection state is Active.
  - Set the connection state to Aborting Transaction.
- Otherwise, if the enlistment's connection is of type [CONNTYPE\\_TXUSER\\_BEGIN2 \(section 2.2.8.1.2\)](#) or [CONNTYPE\\_TXUSER\\_PROMOTE \(section 2.2.8.1.3\)](#):
  - Send a [TXUSER\\_BEGIN2\\_MTAG\\_SINK\\_ERROR \(section 2.2.8.1.2.5\)](#) message:
    - The Error field MUST be set to TRUN\_TXBEGIN\_ERROR\_NOTIFY\_ABORTED.
  - Set the connection state to Ended.

## 3.5 Resource Manager Details

### 3.5.1 Abstract Data Model

This section describes a conceptual model of possible data organization that an implementation maintains to participate in this protocol. The described organization is provided to facilitate the explanation of how the protocol behaves. This document does not mandate that implementations adhere to this model as long as their external behavior is consistent with the behavior that is described in this document.

Note that the abstract data model can be implemented in a variety of ways. This protocol does not prescribe or advocate any specific implementation technique.

A resource manager MUST maintain all the data elements as specified in section [3.1.1](#).

A resource manager MUST also maintain the following data elements:

- **Resource Manager.Identifier:** A durable GUID that specifies the resource manager identifier.
- **Session identifier:** A volatile GUID that specifies the **resource manager session identifier**.
- **Resource Manager.Durable Log:** A durable list of transaction objects. The contents of the log MUST persist across software restarts and transient failures.
- **Reenlistment list:** A list of connection objects.
- **Transaction manager name:** A Name object that identifies the transaction manager.
- **Reenlistment timeout:** A value that indicates the number of milliseconds the resource manager will wait for an outcome while reenlisting on a transaction.
- **Resource Manager.Connection:** A connection object that MUST be of type [CONNTYPE\\_TXUSER\\_RESOURCEMANAGERINTERNAL \(section 2.2.10.1.2\)](#) or [CONNTYPE\\_TXUSER\\_RESOURCEMANAGER \(section 2.2.10.1.1\)](#).

When a transaction object is stored in the **Resource Manager.Durable Log** of the resource manager, the resource manager MUST record, at minimum, the following fields:

- The **Resource Manager.Identifier** field
- The **Transaction Object.Identifier** field of the transaction object

A resource manager MUST provide the states that are defined in the following sections for its supported connection types. Section [2.2.1.1.3](#) defines the connection types that a resource manager MUST provide for each supported protocol version.

For a resource manager initiating a connection, once the connection's state machine enters the Ended state, the connection that is associated with the state machine MUST be disconnected, if it is not already disconnected, as specified in [\[MS-CMP\]](#) section 3.1.5.1. In addition, if both the Outgoing Connection Table and the Incoming Connection Table of the Session object containing the connection object referenced by **Resource Manager.Connection** are empty, the following event on the resource manager is signaled:

- [Transaction Manager Down \(section 3.5.7.4\)](#)

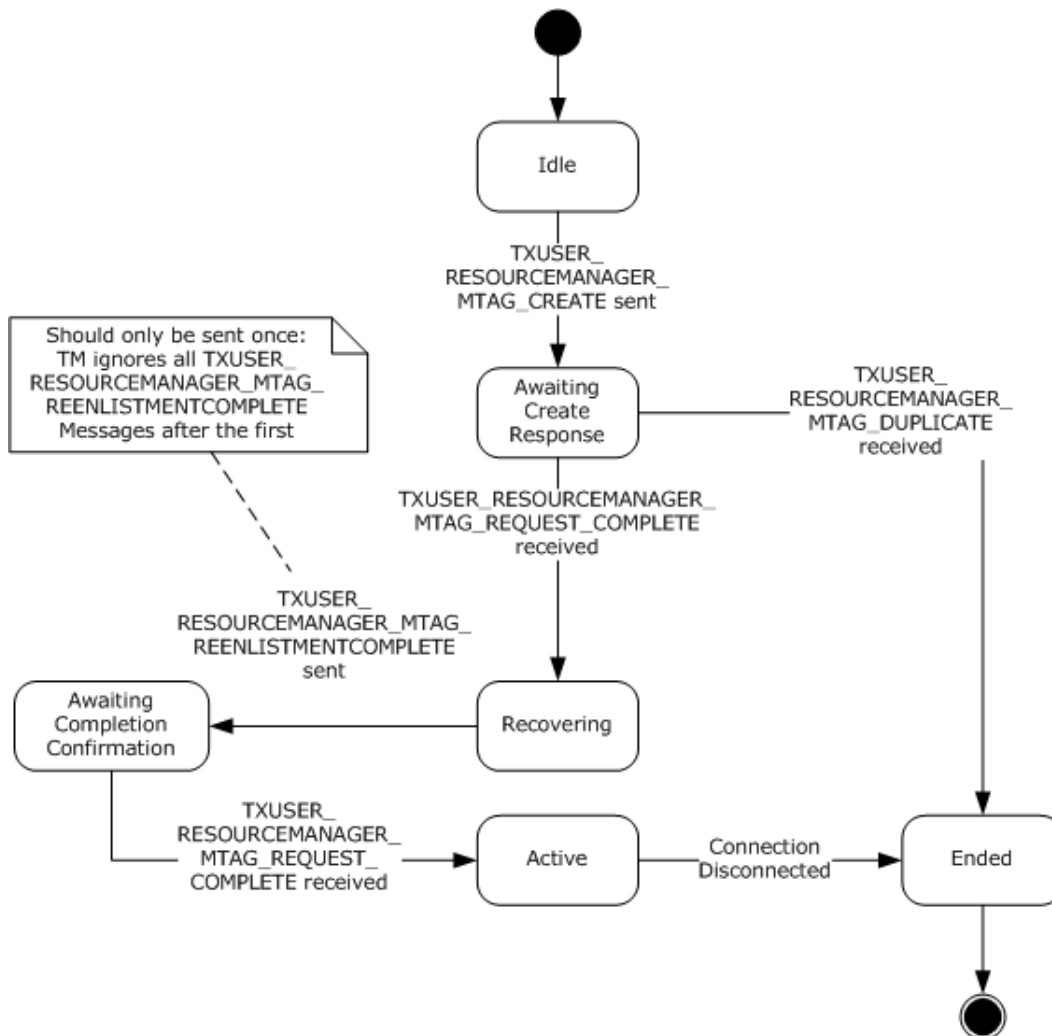
### 3.5.1.1 CONNTYPE\_TXUSER\_RESOURCEMANAGER Initiator States

The resource manager MUST act as an initiator for the [CONNTYPE\\_TXUSER\\_RESOURCEMANAGER \(section 2.2.10.1.1\)](#) connection type. In this role, the resource manager MUST provide support for the following states:

- Idle
- Awaiting Create Response
- Recovering
- Awaiting Completion Confirmation
- Active

- Ended

The following figure shows the relationship between the CONNTYPE\_TXUSER\_RESOURCEMANAGER (section 2.2.10.1.1) initiator states.



**Figure 44: Resource Manager state diagram for CONNTYPE\_TXUSER\_RESOURCEMANAGER**

### 3.5.1.1.1 Idle

This is the initial state. The following event is processed in this state:

- [Registering with Transaction Manager Using CONNTYPE\\_TXUSER\\_RESOURCEMANAGER \(section 3.5.4.10.1\)](#)

### 3.5.1.1.2 Awaiting Create Response

The following events are processed in this state:

- [Receiving a TXUSER\\_RESOURCEMANAGER\\_MTAG\\_REQUEST\\_COMPLETE Message \(section 3.5.5.1.1.2\)](#)
- [Receiving a TXUSER\\_RESOURCEMANAGER\\_MTAG\\_DUPLICATE Message \(section 3.5.5.1.1.1\)](#)

#### **3.5.1.1.3 Recovering**

The following event is processed in this state:

- [Reenlistment Complete \(section 3.5.7.3\)](#)

#### **3.5.1.1.4 Awaiting Completion Confirmation**

The following event is processed in this state:

- [Receiving a TXUSER\\_RESOURCEMANAGER\\_MTAG\\_REQUEST\\_COMPLETE Message \(section 3.5.5.1.1.2\)](#)

#### **3.5.1.1.5 Active**

No specific events are processed in this state.

#### **3.5.1.1.6 Ended**

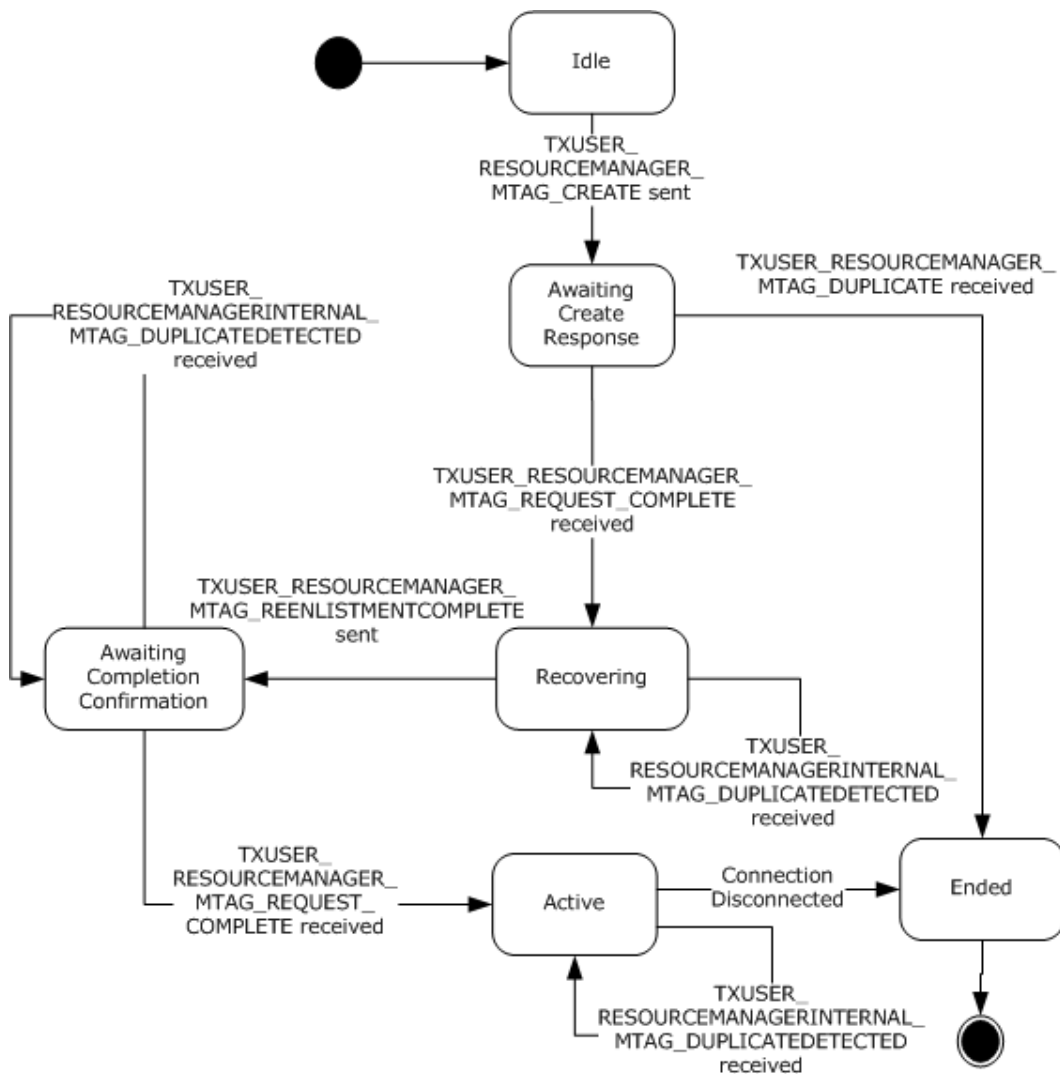
This is the final state.

### **3.5.1.2 CONNTYPE\_TXUSER\_RESOURCEMANAGERINTERNAL Initiator States**

The resource manager MUST act as an initiator for the [CONNTYPE\\_TXUSER\\_RESOURCEMANAGERINTERNAL \(section 2.2.10.1.2\)](#) connection type. In this role, the resource manager MUST provide support for the following states:

- Idle
- Awaiting Create Response
- Recovering
- Awaiting Completion Confirmation
- Active
- Ended

The following figure shows the relationship between the CONNTYPE\_TXUSER\_RESOURCEMANAGERINTERNAL initiator states.



**Figure 45: CONNTYPE\_TXUSER\_RESOURCEMANAGERINTERNAL initiator states**

### 3.5.1.2.1 Idle

This is the initial state. The following event is processed in this state:

- [Registering with Transaction Manager Using CONNTYPE\\_TXUSER\\_RESOURCEMANAGERINTERNAL \(section 3.5.4.10.2\)](#)

### 3.5.1.2.2 Awaiting Create Response

The following events are processed in this state:

- [Receiving a TXUSER\\_RESOURCEMANAGER\\_MTAG\\_DUPLICATE or TXUSER\\_RESOURCEMANAGER\\_MTAG\\_REQUEST\\_COMPLETE Message \(section 3.5.5.1.2.1\)](#)

### 3.5.1.2.3 Recovering

The following events are processed in this state:

- [Reenlistment Complete \(section 3.5.7.3\)](#)
- [Receiving a TXUSER\\_RESOURCEMANAGERINTERNAL\\_MTAG\\_DUPLICATEDETECTED Message \(section 3.5.5.1.2.2\)](#)

### 3.5.1.2.4 Awaiting Completion Confirmation

The following events are processed in this state:

- [Receiving a TXUSER\\_RESOURCEMANAGER\\_MTAG\\_DUPLICATE or TXUSER\\_RESOURCEMANAGER\\_MTAG\\_REQUEST\\_COMPLETE Message \(section 3.5.5.1.2.1\)](#)

### 3.5.1.2.5 Active

The following event is processed in this state:

- [Receiving a TXUSER\\_RESOURCEMANAGERINTERNAL\\_MTAG\\_DUPLICATEDETECTED Message \(section 3.5.5.1.2.2\)](#)

### 3.5.1.2.6 Ended

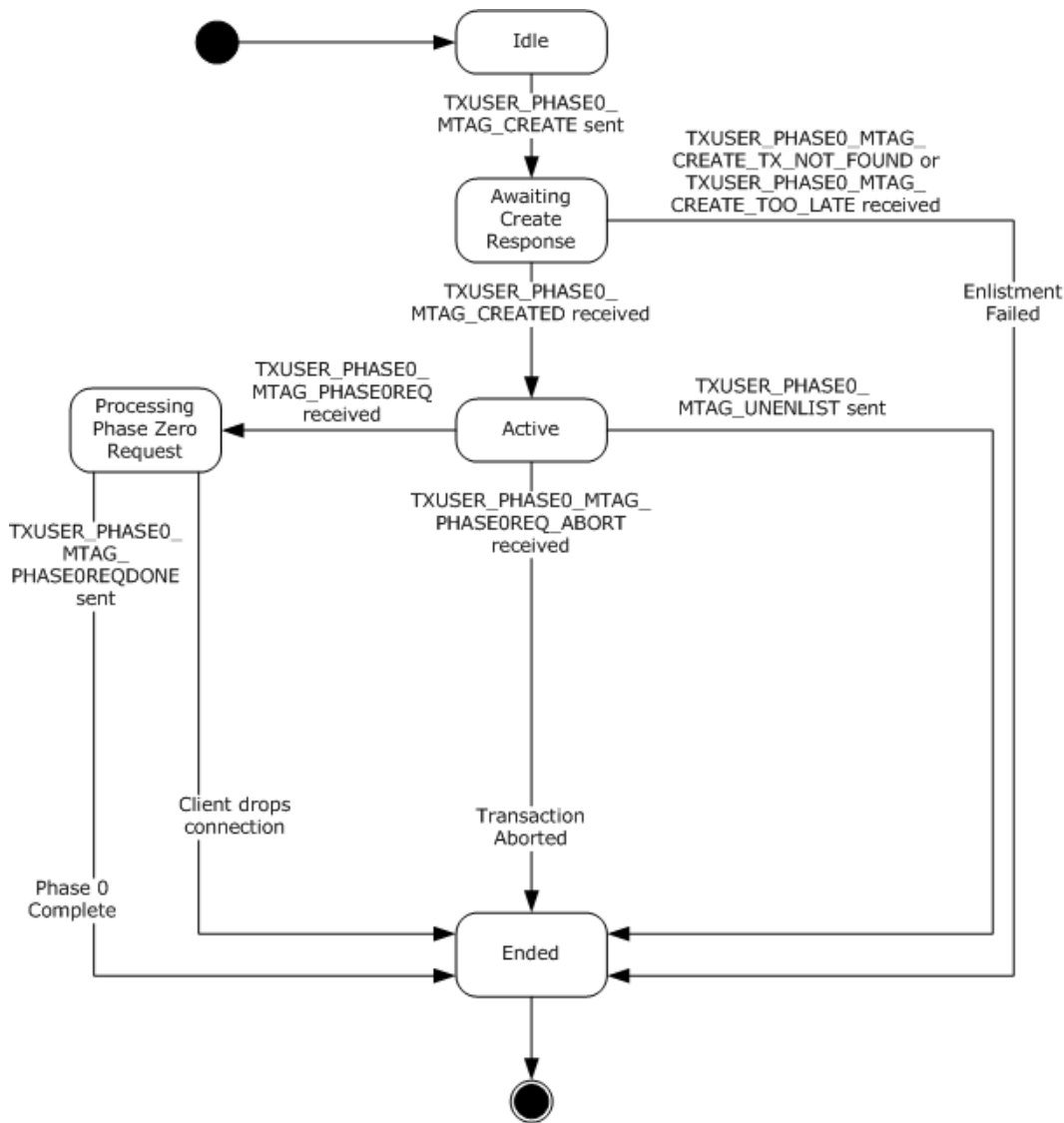
This is the final state.

## 3.5.1.3 CONNTYPE\_TXUSER\_PHASE0 Initiator States

The resource manager MUST act as an initiator for the [CONNTYPE\\_TXUSER\\_PHASE0 \(section 2.2.10.2.1\)](#) connection type. In this role, the resource manager MUST provide support for the following states:

- Idle
- Awaiting Create Response
- Active
- Processing Phase Zero Request
- Ended

The following figure shows the relationship between the CONNTYPE\_TXUSER\_PHASE0 initiator states.



**Figure 46: CONNTYPE\_TXUSER\_PHASE0 Initiator States**

### 3.5.1.3.1 Idle

This is the initial state. The following event is processed in this state:

- [Enlisting as a Phase Zero Participant on a Specific Transaction \(section 3.5.4.2\)](#)

### 3.5.1.3.2 Awaiting Create Response

The following events are processed in this state:

- [Receiving a TXUSER\\_PHASE0\\_MTAG\\_CREATED Message \(section 3.5.5.2.1.1\)](#)
- [Receiving a TXUSER\\_PHASE0\\_MTAG\\_CREATE\\_TX\\_NOT\\_FOUND or TXUSER\\_PHASE0\\_MTAG\\_CREATE\\_TOO\\_LATE Message \(section 3.5.5.2.1.2\)](#)

### 3.5.1.3.3 Active

The following events are processed in this state:

- Receiving a [TXUSER PHASE0 MTAG PHASE0REQ \(section 3.5.5.2.1.3\)](#) message
- Receiving a [TXUSER PHASE0 MTAG PHASE0REQ ABORT \(section 3.5.5.2.1.4\)](#) message
- [Canceling Enlistment as a Phase Zero Participant on a Specific Transaction \(section 3.5.4.1\)](#)

### 3.5.1.3.4 Processing Phase Zero Request

The following event is processed in this state:

- [Phase Zero Request Completed \(section 3.5.4.8\)](#)

### 3.5.1.3.5 Ended

This is the final state.

### 3.5.1.4 CONNTYPE\_TXUSER\_ENLISTMENT Initiator States

The resource manager MUST act as an initiator for the [CONNTYPE\\_TXUSER\\_ENLISTMENT \(section 2.2.10.2.2\)](#) connection type. In this role, the resource manager MUST provide support for the following states:

- Idle
- Awaiting Enlistment Response
- Active
- Single Phase Committing
- Preparing For Transaction Commit
- Finalizing Abort Operations
- Awaiting Transaction Outcome
- Finalizing Commit Operations
- Ended

The following figure shows the relationship between the CONNTYPE\_TXUSER\_ENLISTMENT initiator states. In the figure, the parenthetical numbers are the actual enumeration values.



This is the initial state. The following event is processed in this state:

- #### 3.5.1.4.2 Awaiting Enlistment Response

The following events are processed in this state:

- 
- 361 / 516

[TXUSER ENLISTMENT MTAG ENLIST LOG FULL, or  
TXUSER ENLISTMENT MTAG ENLIST TOO MANY Message \(section 3.5.5.2.2.2\)](#)

#### **3.5.1.4.3 Active**

The following events are processed in this state:

- [Receiving a TXUSER ENLISTMENT MTAG PREPAREREQ Message \(section 3.5.5.2.2.3\)](#)
- [Receiving a TXUSER ENLISTMENT MTAG ABORTREQ Message \(section 3.5.5.2.2.5\)](#)
- [Connection Disconnected \(section 3.5.5.2.2.6\)](#)

#### **3.5.1.4.4 Single Phase Committing**

The following event is processed in this state:

- [Enlistment Single-Phase Commit Request Completed \(section 3.5.4.7\)](#)

#### **3.5.1.4.5 Preparing for Transaction Commit**

The following event is processed in this state:

- [Enlistment Prepare Request Completed \(section 3.5.4.6\)](#)

#### **3.5.1.4.6 Finalizing Abort Operations**

The following event is processed in this state:

- [Enlistment Abort Request Completed \(section 3.5.4.4\)](#)

#### **3.5.1.4.7 Awaiting Transaction Outcome**

The following events are processed in this state:

- [Receiving a TXUSER ENLISTMENT MTAG COMMITREQ Message \(section 3.5.5.2.2.4\)](#)
- [Receiving a TXUSER ENLISTMENT MTAG ABORTREQ Message \(section 3.5.5.2.2.5\)](#)

#### **3.5.1.4.8 Finalizing Commit Operations**

The following event is processed in this state:

- [Enlistment Commit Request Completed \(section 3.5.4.5\)](#)

#### **3.5.1.4.9 Ended**

This is the final state.

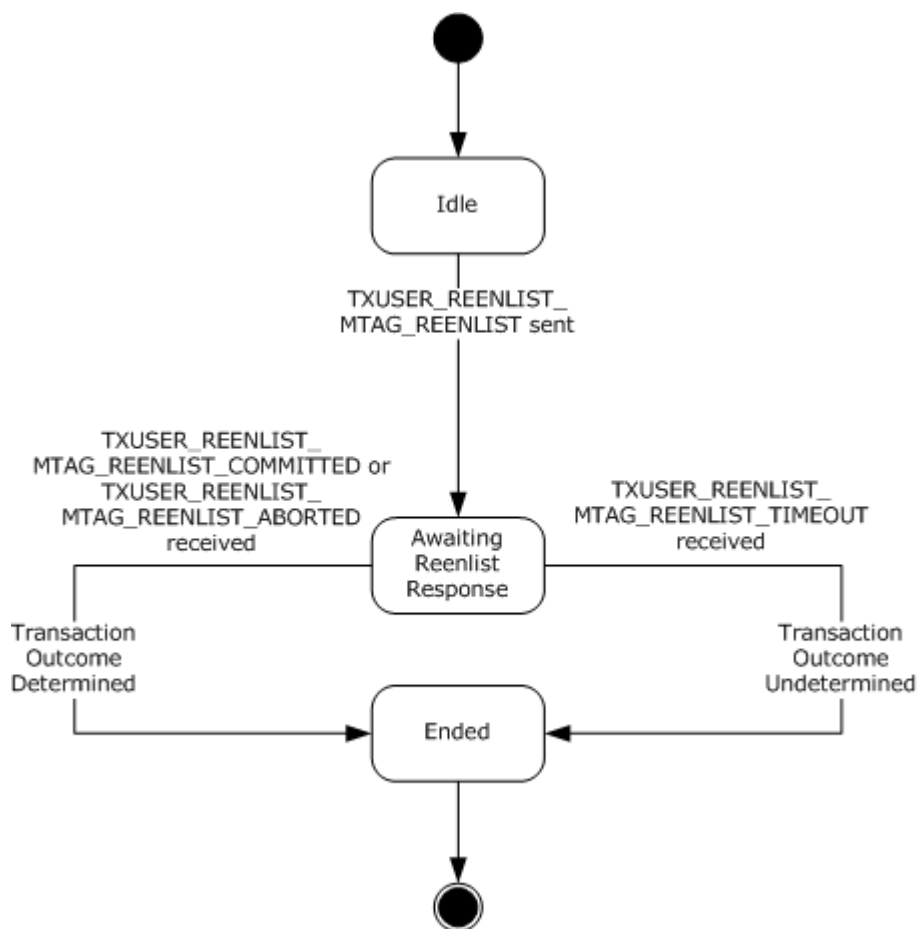
#### **3.5.1.5 CONNTYPE\_TXUSER\_REENLIST Initiator States**

The resource manager MUST act as an initiator for the [CONNTYPE\\_TXUSER\\_REENLIST \(section 2.2.10.3.1\)](#) connection type. In this role, the resource manager MUST provide support for the following states:

- Idle

- Awaiting Reenlist Response
- Ended

The following figure depicts the relationship between the CONNTYPE\_TXUSER\_REENLIST initiator states.



**Figure 48: CONNTYPE\_TXUSER\_REENLIST Initiator States**

#### 3.5.1.5.1 Idle

This is the initial state. The following event is processed in this state:

- [Recover Transaction \(section 3.5.7.1\)](#)

#### 3.5.1.5.2 Awaiting Reenlist Response

The following events are processed in this state:

- [Receiving a TXUSER\\_REENLIST\\_MTAG\\_REENLIST\\_COMMITTED Message \(section 3.5.5.3.1.1\)](#)
- [Receiving a TXUSER\\_REENLIST\\_MTAG\\_REENLIST\\_ABORTED Message \(section 3.5.5.3.1.2\)](#)

- [Receiving a TXUSER REENLIST MTAG REENLIST TIMEOUT Message \(section 3.5.5.3.1.3\)](#)

### 3.5.1.5.3 Ended

This is the final state.

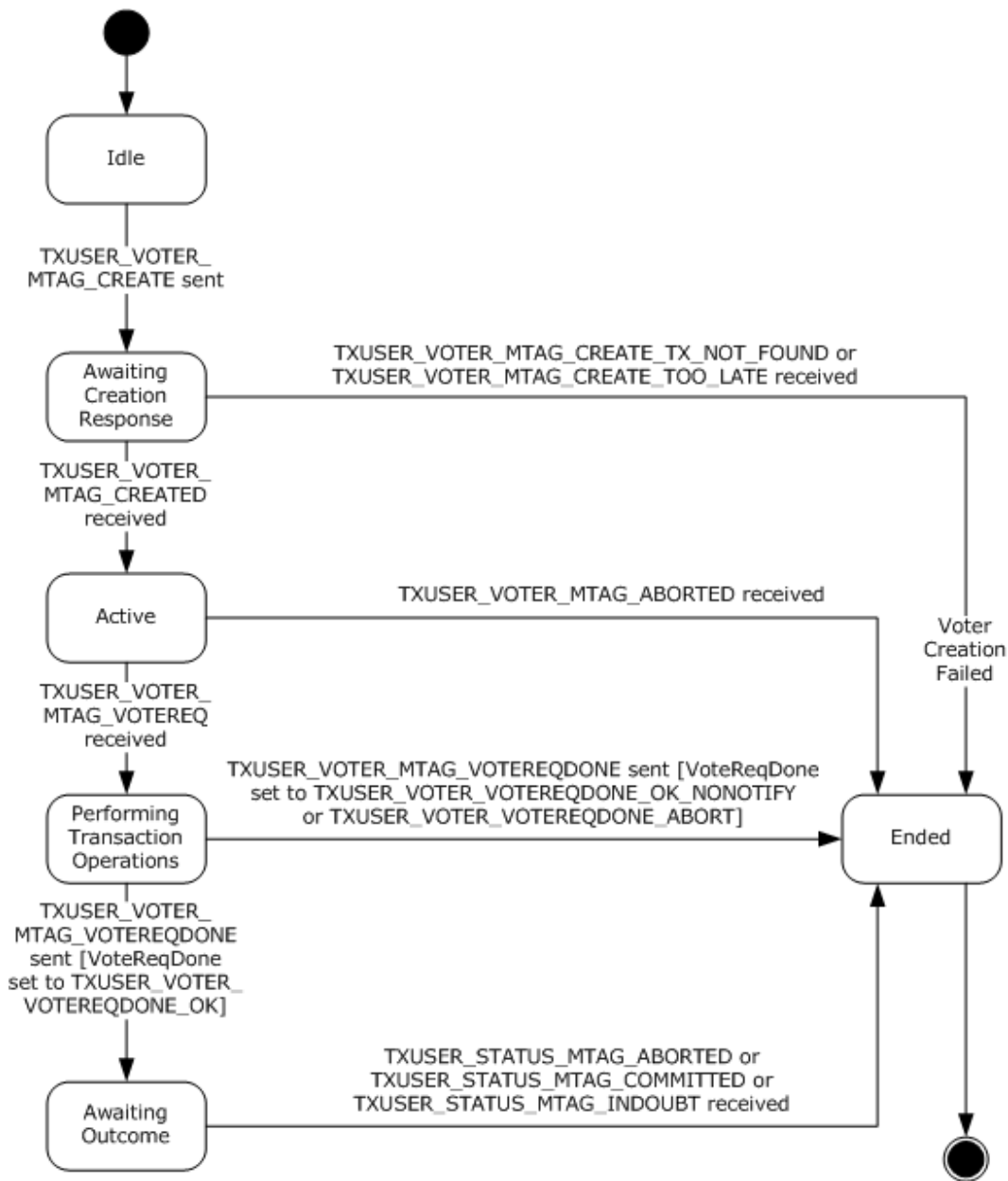
### 3.5.1.6 CONNTYPE\_TXUSER\_VOTER Initiator States

The resource manager MUST act as an initiator for the [CONNTYPE\\_TXUSER\\_VOTER \(section 2.2.10.4.1\)](#) connection type. In this role, the resource manager MUST provide support for the following states:

- Idle
- Awaiting Creation Response
- Active
- Performing Transaction Operations
- Awaiting Outcome
- Ended

Note that the abstract data model can be implemented in a variety of ways. This protocol does not prescribe or advocate any specific implementation technique.

The following figure shows the relationship between the CONNTYPE\_TXUSER\_VOTER initiator states.



**Figure 49: CONNTYPE\_TXUSER\_VOTER Initiator States**

### 3.5.1.6.1 Idle

This is the initial state. The following event is processed in this state:

- [Registering as a Voter on a Specific Transaction \(section 3.5.4.9\)](#)

### 3.5.1.6.2 Awaiting Creation Response

The following events are processed in this state:

- Receiving a [TXUSER\\_VOTER\\_MTAG\\_CREATED \(section 3.5.5.4.1.1\)](#) message
- Receiving a [TXUSER\\_VOTER\\_MTAG\\_CREATE\\_TX\\_NOT\\_FOUND](#) or [TXUSER\\_VOTER\\_MTAG\\_CREATE\\_TOO\\_LATE](#) message (section [3.5.5.4.1.2](#))
- Receiving a [Connection Disconnected \(section 3.5.5.4.1.7\)](#)

### 3.5.1.6.3 Active

The following events are processed in this state:

- Receiving a [TXUSER\\_VOTER\\_MTAG\\_VOTEREQ \(section 3.5.5.4.1.3\)](#) message
- Receiving a [TXUSER\\_STATUS\\_MTAG\\_ABORTED \(section 3.5.5.4.1.5\)](#) message

### 3.5.1.6.4 Performing Transaction Operations

The following event is processed in this state:

- [Voter Vote Request Completed \(section 3.5.4.11\)](#)

### 3.5.1.6.5 Awaiting Outcome

The following events are processed in this state:

- Receiving a [TXUSER\\_STATUS\\_MTAG\\_COMMITTED \(section 3.5.5.4.1.4\)](#) message
- Receiving a [TXUSER\\_STATUS\\_MTAG\\_ABORTED \(section 3.5.5.4.1.5\)](#) message
- Receiving a [TXUSER\\_STATUS\\_MTAG\\_INDOUBT \(section 3.5.5.4.1.6\)](#) message
- [Connection Disconnected \(section 3.5.5.4.1.7\)](#)

### 3.5.1.6.6 Ended

This is the final state.

## 3.5.2 Timers

None.

## 3.5.3 Initialization

When a resource manager is initialized:

- The **Resource Manager.Identifier** field MUST be set to a GUID that is obtained from an implementation-specific source. This value MUST remain consistent across multiple software restarts or transient failures. The resource manager SHOULD create the GUID as specified in [\[RFC4122\]](#).
- The **Transaction Manager Name** field MUST be set to a value that is obtained from an implementation-specific source. This value MUST remain consistent across multiple software restarts or transient failures.
- The **Reenlistment Timeout** field MUST be set to a value that is obtained from an implementation-specific source.

- The resource manager MUST register with its transaction manager, as specified in section [3.5.4.10](#).

### 3.5.4 Higher-Layer Triggered Events

The resource manager operation is driven by a set of higher-layer events. These events are triggered by decisions that are made by the higher-layer business logic of the resource manager. The motivations and details of this higher-layer business logic are specific to the implementation of the resource manager and the software environment in which it executes.

The resource manager MUST be prepared to process the following events.

#### 3.5.4.1 Canceling Enlistment as a Phase Zero Participant on a Specific Transaction

This event MUST be signaled by the higher-layer business logic with the following arguments:

- A connection object

If the higher-layer business logic cancels its enlistment as a Phase Zero participant on a specific transaction, the resource manager MUST perform the following steps:

- Send a [TXUSER PHASE0 MTAG UNENLIST \(section 2.2.10.2.1.8\)](#) message using the connection.
- Set the connection state to Ended.

#### 3.5.4.2 Enlisting as a Phase Zero Participant on a Specific Transaction

This event MUST be signaled by the higher-layer business logic with the following arguments:

- A transaction object

If the higher-layer business logic enlists as a Phase Zero participant on a specific transaction, the resource manager MUST perform the following steps:

- If the transaction manager of the resource manager supports the [CONNTYPE TXUSER PHASE0](#) connection type, as specified in section [2.2.1.1.3](#):
  - Initiate a new CONNTYPE\_TXUSER\_PHASE0 (section 2.2.10.2.1) connection to the transaction manager, using the **Transaction Manager Name** field of the resource manager.
  - Send a [TXUSER PHASE0 MTAG CREATE \(section 2.2.10.2.1.1\)](#) message using the connection:
    - Set the **guidTx** field to the **Transaction Object.Identifier** field of the transaction object.
    - Set the Transaction field of the connection to the provided transaction object.
    - Set the connection state to Awaiting Create Response.
- Otherwise, the resource manager MUST return a Failure to the higher-layer business logic.

#### 3.5.4.3 Enlisting on a Specific Transaction

This event MUST be signaled by the higher-layer business logic with the following arguments:

- A transaction object.

If the higher-layer business logic decides to enlist on a specific transaction, the resource manager MUST perform the following steps:

- Initiate a new [CONNTYPE\\_TXUSER\\_ENLISTMENT \(section 2.2.10.2.2\)](#) connection to the transaction manager, using the **Transaction Manager Name** field of the resource manager.
- Assign the transaction object to the connection-specific data of the connection.
- Add the connection to the connection list of the transaction.
- Send a [TXUSER\\_ENLISTMENT\\_MTAG\\_ENLIST \(section 2.2.10.2.2.5\)](#) message using the connection:
  - Set the **guidTX** field to the **Transaction Object.Identifier** field of the transaction object.
  - Set the **guidRM** field to the **Resource Manager.Identifier** field of the resource manager.
  - Set the **guidSession** field to the **Session Identifier** field of the resource manager.
- Set the connection state to Awaiting Enlistment Response.

#### 3.5.4.4 Enlistment Abort Request Completed

This event MUST be signaled by the higher-layer business logic with the following arguments:

- A connection object.

When the higher-layer business logic completes an enlistment Abort request, as specified in section [3.5.5.2.2.5](#) and [3.5.5.3.1.2](#), the resource manager MUST perform the following steps:

- If the connection type of the connection object is [CONNTYPE\\_TXUSER\\_ENLISTMENT \(section 2.2.10.2.2\)](#):
  - If the transaction object referenced by the connection object was added to the **Resource Manager.Durable Log**:
    - Remove the transaction object from the **Resource Manager.Durable Log**.
  - Send a [TXUSER\\_ENLISTMENT\\_MTAG\\_ABORTREQDONE \(section 2.2.10.2.2.2\)](#) message using the connection.
  - Set the connection state to Ended.
- Otherwise, if the connection type of the connection object is [CONNTYPE\\_TXUSER\\_REENLIST \(section 2.2.10.3.1\)](#):
  - If the transaction object referenced by the connection object was added to the **Resource Manager.Durable Log**:
    - Remove the transaction object from the **Resource Manager.Durable Log**.
  - Remove the connection from the reenlistment list of the resource manager.
  - If the list is now empty:
    - Signal the [Reenlistment Complete \(section 3.5.7.3\)](#) event on the resource manager.
  - Set the connection state to Ended.

- Otherwise, ignore the event.

### 3.5.4.5 Enlistment Commit Request Completed

This event MUST be signaled by the higher-layer business logic with the following arguments:

- A connection object

When the higher-layer business logic completes an enlistment Commit request as specified in section [3.5.5.2.2.4](#) and [3.5.5.3.1.1](#), the resource manager MUST perform the following steps:

- If the connection type of the connection object is [CONNTYPE\\_TXUSER\\_ENLISTMENT \(section 2.2.10.2.2\)](#):
  - Remove the transaction object referenced by the connection object from the **Resource Manager.Durable Log**.
  - Send a [TXUSER\\_ENLISTMENT\\_MTAG\\_COMMITREQDONE \(section 2.2.10.2.2.4\)](#) message using the connection.
  - Set the connection state to Ended.
- Otherwise, if the connection type of the connection object is [CONNTYPE\\_TXUSER\\_REENLIST \(section 2.2.10.3.1\)](#):
  - Remove the transaction object referenced by the connection object from the **Resource Manager.Durable Log**.
  - Remove the connection from the reenlistment list of the resource manager.
  - If the list is now empty:
    - Signal the [Reenlistment Complete \(section 3.5.7.3\)](#) event on the resource manager.
  - Set the connection state to Ended.
- Otherwise, ignore the event.

### 3.5.4.6 Enlistment Prepare Request Completed

This event MUST be signaled by the higher-layer business logic with the following arguments:

- A [CONNTYPE\\_TXUSER\\_ENLISTMENT \(section 2.2.10.2.2\)](#) connection object.
- An outcome value. This value MUST be one of the following:
  - Prepared
  - Read Only
  - Aborted

When the higher-layer business logic completes a Prepare request, as specified in section [3.5.5.2.2.3](#), the resource manager MUST perform the following steps:

- If the request outcome is Prepared:

- Add the transaction object referenced by the connection object to the **Resource Manager.Durable Log**.
- Send a [TXUSER\\_ENLISTMENT\\_MTAG\\_PREPAREREQDONE \(section 2.2.10.2.2.12\)](#) message using the connection:
  - Set the **prepareReqDone** field to TXUSER\_ENLISTMENT\_PREPAREREQDONE\_OK.
  - Set the **guidReason** field to the value provided by the higher-layer business logic, as specified in section [2.2.10.2.2.12](#).
- Set the connection state to Awaiting Transaction Outcome.
- Otherwise, if the request outcome is Read Only:
  - Send a TXUSER\_ENLISTMENT\_MTAG\_PREPAREREQDONE message using the connection:
    - Set the **prepareReqDone** field to TXUSER\_ENLISTMENT\_PREPAREREQDONE\_READONLY.
  - Set the connection state to Ended.
- Otherwise, if the request outcome is Aborted:
  - Send a TXUSER\_ENLISTMENT\_MTAG\_PREPAREREQDONE message using the connection:
    - Set the **prepareReqDone** field to TXUSER\_ENLISTMENT\_PREPAREREQDONE\_ABORT.
  - Set the connection state to Ended.

### 3.5.4.7 Enlistment Single-Phase Commit Request Completed

This event MUST be signaled by the higher-layer business logic with the following arguments:

- A [CONNTYPE\\_TXUSER\\_ENLISTMENT \(section 2.2.10.2.2\)](#) connection object.
- An outcome value. This value MUST be one of the following:
  - Read Only
  - Prepared
  - Committed
  - Aborted

When the higher-layer business logic completes an Enlistment Single-Phase Commit request as specified in [Receiving a TXUSER\\_ENLISTMENT\\_MTAG\\_PREPAREREQ Message \(section 3.5.5.2.2.3\)](#), the resource manager MUST perform the following steps:

- If the request outcome is Read Only:
  - Send a [TXUSER\\_ENLISTMENT\\_MTAG\\_PREPAREREQDONE](#) message using the connection:
    - Set the **prepareReqDone** field to TXUSER\_ENLISTMENT\_PREPAREREQDONE\_READONLY.
  - Set the connection state to Ended.
- Otherwise, if the request outcome is Prepared:

- Add the transaction object referenced by the connection object to the **Resource Manager.Durable Log**.
- Send a TXUSER\_ENLISTMENT\_MTAG\_PREPAREREQDONE message using the connection:
  - Set the **prepareReqDone** field to TXUSER\_ENLISTMENT\_PREPAREREQDONE\_OK.
- Set the connection state to [Awaiting Transaction Outcome](#).
- Otherwise, if the request outcome is Committed:
  - Send a TXUSER\_ENLISTMENT\_MTAG\_PREPAREREQDONE message using the connection:
    - Set the **prepareReqDone** field to TXUSER\_ENLISTMENT\_PREPAREREQDONE\_SINGLEPHASE\_COMMIT.
  - Set the connection state to Ended.
- Otherwise, if the request outcome is Aborted:
  - Send a TXUSER\_ENLISTMENT\_MTAG\_PREPAREREQDONE message using the connection:
    - Set the **prepareReqDone** field to TXUSER\_ENLISTMENT\_PREPAREREQDONE\_ABORT.
  - Set the connection state to Ended.

#### 3.5.4.8 Phase Zero Request Completed

This event MUST be signaled by the higher-layer business logic with the following arguments:

- A connection object.
- An outcome value. This value MUST be one of the following:
  - Read Only
  - Aborted

When the higher-layer business logic completes a Phase Zero request, the resource manager MUST perform the following steps:

- If the Phase Zero outcome is Read Only:
  - Send a [TXUSER PHASE0\\_MTAG\\_PHASE0REQDONE](#) message.
  - Set the connection state to Ended.
- Otherwise, if the Phase Zero outcome is Aborted:
  - Set the connection state to Ended.

#### 3.5.4.9 Registering as a Voter on a Specific Transaction

This event MUST be signaled by the higher-layer business logic with the following arguments:

- A transaction object

If the higher-layer business logic decides to register as a voter on a specific transaction manager, the resource manager MUST perform the following steps:

- Initiate a new [CONNTYPE\\_TXUSER\\_VOTER \(section 2.2.10.4.1\)](#) connection to the transaction manager using the transaction manager **Name** field of the resource manager.
- Send a [TXUSER\\_VOTER\\_MTAG\\_CREATE \(section 2.2.10.4.1.4\)](#) message using the connection:
  - Set the **guidTX** field to the **Transaction Object.Identifier** field of the transaction object.
- Set the connection state to Awaiting Creation Response.

#### 3.5.4.10 Registering with Transaction Manager

If the higher-layer business logic wants to register with the transaction manager, the resource manager MUST perform the following actions:

- The resource manager SHOULD set the **Session Identifier** field to a new GUID value as specified in [\[RFC4122\]](#). Optionally, the resource manager MAY instead set the Session Identifier field to NULL GUID.
- If the transaction manager's resource manager supports the [CONNTYPE\\_TXUSER\\_RESOURCEMANAGERINTERNAL](#) connection type as specified in section [2.2.1.1.3](#):
  - The resource manager MUST attempt to [register with the transaction manager](#) using CONNTYPE\_TXUSER\_RESOURCEMANAGERINTERNAL.
- Otherwise:
  - The resource manager MUST attempt to [register with the transaction manager](#) using [CONNTYPE\\_TXUSER\\_RESOURCEMANAGER](#).

##### 3.5.4.10.1 Registering with Transaction Manager Using CONNTYPE\_TXUSER\_RESOURCEMANAGER

The resource manager MUST perform the following actions:

- Initiate a new [CONNTYPE\\_TXUSER\\_RESOURCEMANAGER](#) connection using the **Transaction manager name** field of the resource manager.
- Assign the new connection to the **Resource Manager.Connection** field of the resource manager.
- Send a [TXUSER\\_RESOURCEMANAGER\\_MTAG\\_CREATE](#) message using the connection:
  - Set the **guidRM** field to the **Resource Manager.Identifier** field of the resource manager.
  - Set the **guidSession** field to the **Session Identifier** field of the resource manager.
- Set the connection state to Awaiting Create Response.

##### 3.5.4.10.2 Registering with Transaction Manager Using CONNTYPE\_TXUSER\_RESOURCEMANAGERINTERNAL

The resource manager MUST perform the following actions:

- Initiate a new [CONNTYPE\\_TXUSER\\_RESOURCEMANAGERINTERNAL](#) connection using the transaction manager Name field of the resource manager.

- Assign the new connection to the **Resource Manager.Connection** field of the resource manager.
- Send a [TXUSER\\_RESOURCEMANAGER\\_MTAG\\_CREATE](#) message using the connection:
  - Set the **guidRM** field to the **Resource Manager.Identifier** field of the resource manager.
  - Set the **guidSession** field to the **Session Identifier** field of the resource manager.
- Set the connection state to Awaiting Create Response.

#### 3.5.4.11 Voter Vote Request Completed

This event MUST be signaled by the higher-layer business logic with the following arguments:

- A connection object.
- An outcome value. This value MUST be one of the following:
  - Prepared
  - Read Only
  - Aborted

When the higher-layer business logic completes a Voter Vote request, the resource manager MUST perform the following steps:

- If the vote outcome is Prepared:
  - Send a [TXUSER\\_VOTER\\_MTAG\\_VOTEREQDONE](#) message using the connection:
    - Set the **VoteReqDone** field to TXUSER\_VOTER\_VOTEREQDONE\_OK.
  - Set the connection state to Awaiting Outcome.
- Otherwise, if the vote outcome is Read Only:
  - Send a TXUSER\_VOTER\_MTAG\_VOTEREQDONE message using the connection:
    - Set the **VoteReqDone** field to TXUSER\_VOTER\_VOTEREQDONE\_OK\_NONOTIFY.
  - Set the connection state to Ended.
- Otherwise, if the vote outcome is Aborted:
  - Send a TXUSER\_VOTER\_MTAG\_VOTEREQDONE message using the connection:
    - Set the **VoteReqDone** field to TXUSER\_VOTER\_VOTEREQDONE\_ABORT.
  - Set the connection state to Ended.

## 3.5.5 Processing Events and Sequencing Rules

### 3.5.5.1 Resource Manager Registration

#### 3.5.5.1.1 CONNTYPE\_TXUSER\_RESOURCEMANAGER as Initiator

For all messages that are received in this connection type, the resource manager MUST process the messages as specified in section [3.1](#). The resource manager MUST additionally follow the processing rules as specified in the following sections.

##### 3.5.5.1.1.1 Receiving a TXUSER\_RESOURCEMANAGER\_MTAG\_DUPLICATE Message

When the resource manager receives a [TXUSER\\_RESOURCEMANAGER\\_MTAG\\_DUPLICATE](#) message, the resource manager MUST perform the following actions:

- If the connection state is Awaiting Create Response:
  - Set the connection state to Ended.
  - Return a failure result to the higher-layer business logic.

##### 3.5.5.1.1.2 Receiving a TXUSER\_RESOURCEMANAGER\_MTAG\_REQUEST\_COMPLETE Message

When the resource manager receives a [TXUSER\\_RESOURCEMANAGER\\_REQUEST\\_COMPLETE](#) message, the resource manager MUST perform the following actions:

- If the connection state is Awaiting Create Response:
  - Set the connection state to Recovering.
  - Signal the Recover Transactions event on the resource manager.
- Otherwise, if the connection state is Awaiting Completion Confirmation:
  - Set the connection state to Active.
  - Return a success result to the higher-layer business logic.

##### 3.5.5.1.1.3 Connection Disconnected

When a [CONNTYPE\\_TXUSER\\_RESOURCEMANAGER \(section 2.2.10.1.1\)](#) connection is disconnected, the resource manager MUST perform the following actions:

- If the connection state is Active, Awaiting Create Response, Recovering, or Awaiting Completion Confirmation:
  - Set the connection state to Ended.
- Otherwise, the event MUST be processed as specified in section [3.1.8.3](#).

#### 3.5.5.1.2 CONNTYPE\_TXUSER\_RESOURCEMANAGERINTERNAL as Initiator

For all messages received in this connection type, the resource manager MUST process the messages as specified in section [3.1](#). The resource manager MUST additionally follow the processing rules as specified in the following sections.

#### **3.5.5.1.2.1 Receiving a TXUSER\_RESOURCEMANAGER\_MTAG\_DUPLICATE or TXUSER\_RESOURCEMANAGER\_MTAG\_REQUEST\_COMPLETE Message**

When the resource manager receives either the [TXUSER\\_RESOURCEMANAGER\\_MTAG\\_DUPLICATE](#) or [TXUSER\\_RESOURCEMANAGER\\_MTAG\\_REQUEST\\_COMPLETE](#) message, it MUST follow the same message-processing rules as the [CONNTYPE\\_TXUSER\\_RESOURCEMANAGER](#) connection type when it acts as the initiator. See section [3.5.5.1.1](#) for more information.

#### **3.5.5.1.2.2 Receiving a TXUSER\_RESOURCEMANAGERINTERNAL\_MTAG\_DUPLICATEDETECTED Message**

When the resource manager receives a [TXUSER\\_RESOURCEMANAGERINTERNAL\\_MTAG\\_DUPLICATEDETECTED](#) message, the resource manager MUST perform the following actions:

- If the connection state is Recovering, Awaiting Completion Confirmation, or Active:
  - Inform the higher-layer business logic that the transaction manager has detected a duplicate resource manager registration.

#### **3.5.5.1.2.3 Connection Disconnected**

When a [CONNTYPE\\_TXUSER\\_RESOURCEMANAGERINTERNAL](#) (section [2.2.10.1.2](#)) connection is disconnected, the event MUST be processed as specified in section [3.1.8.3](#).

### **3.5.5.2 Transaction Coordination**

#### **3.5.5.2.1 CONNTYPE\_TXUSER\_PHASE0 as Initiator**

For all messages that are received in this connection type, the resource manager MUST process the message as specified in section [3.1](#). The resource manager MUST additionally follow the processing rules as specified in the following sections.

##### **3.5.5.2.1.1 Receiving a TXUSER\_PHASE0\_MTAG\_CREATED Message**

When the resource manager receives a [TXUSER\\_PHASE0\\_MTAG\\_CREATED](#) message, the resource manager MUST perform the following actions:

- If the connection state is Awaiting Create Response:
  - Set the connection state to Active.
  - Return a success result to the higher-layer business logic.
  - Add the connection to the connection list of the transaction object referenced by the connection.
- Otherwise, the message MUST be processed as an invalid message as specified in section [3.1.6](#).

##### **3.5.5.2.1.2 Receiving a TXUSER\_PHASE0\_MTAG\_CREATE\_TX\_NOT\_FOUND or TXUSER\_PHASE0\_MTAG\_CREATE\_TOO\_LATE Message**

When the resource manager receives either the [TXUSER\\_PHASE0\\_MTAG\\_CREATE\\_TOO\\_LATE](#) or [TXUSER\\_PHASE0\\_MTAG\\_CREATE\\_TX\\_NOT\\_FOUND](#) message, the resource manager MUST perform the following actions:

- If the connection state is Awaiting Create Response:
  - Return a failure result to the higher-layer business logic.
  - Set the connection state to Ended.
- Otherwise, the message MUST be processed as an invalid message as specified in section [3.1.6](#).

#### **3.5.5.2.1.3 Receiving a TXUSER\_PHASE0\_MTAG\_PHASE0REQ Message**

When the resource manager receives a [TXUSER\\_PHASE0\\_MTAG\\_PHASE0REQ](#) message, the resource manager MUST perform the following actions:

- If the connection state is Active:
  - Set the connection state to Processing Phase Zero Request.
  - Send a Phase Zero request to the higher-layer business logic so that the resource manager can receive the Phase Zero outcome from the higher-layer business logic via the [Phase Zero Request Completed \(section 3.5.4.8\)](#) event.
- Otherwise, the message MUST be processed as an invalid message as specified in section [3.1.6](#).

#### **3.5.5.2.1.4 Receiving a TXUSER\_PHASE0\_MTAG\_PHASE0REQ\_ABORT Message**

When the resource manager receives a [TXUSER\\_PHASE0\\_MTAG\\_PHASE0REQ\\_ABORT](#) message, the resource manager MUST perform the following actions:

- If the connection state is Active:
  - Send a Transaction Aborted notification to the higher-layer business logic.
  - Set the connection state to Ended.
- Otherwise, the message MUST be processed as an invalid message as specified in section [3.1.6](#).

#### **3.5.5.2.1.5 Connection Disconnected**

When a [CONNTYPE\\_TXUSER\\_PHASE0 \(section 2.2.10.2.1\)](#) connection is disconnected, the resource manager MUST perform the following actions:

- If the connection state is Awaiting Create Response:
  - Return a failure result to the higher-layer business logic.
- Otherwise, if the connection state is Active or Processing Phase Zero Request:
  - Send a Transaction Aborted notification to the higher-layer business logic.
- Otherwise, the event MUST be processed as specified in section [3.1.8.3](#).

#### **3.5.5.2.2 CONNTYPE\_TXUSER\_ENLISTMENT as Initiator**

For all messages that are received in this connection type, the resource manager MUST process the message as specified in section [3.1](#). The resource manager MUST additionally follow the processing rules as specified in the following sections.

#### 3.5.5.2.2.1 Receiving a TXUSER\_ENLISTMENT\_MTAG\_ENLISTED Message

When the resource manager receives a [TXUSER\\_ENLISTMENT\\_MTAG\\_ENLISTED](#) message, the resource manager MUST perform the following actions:

- If the connection state is Awaiting Enlistment Response:
  - Set the connection state to Active.
  - Return a success result to the higher-layer business logic.
- Otherwise, the message MUST be processed as an invalid message as specified in section [3.1.6](#).

#### 3.5.5.2.2.2 Receiving a TXUSER\_ENLISTMENT\_MTAG\_ENLIST\_TX\_NOT\_FOUND, TXUSER\_ENLISTMENT\_MTAG\_ENLIST\_TOO\_LATE, TXUSER\_ENLISTMENT\_MTAG\_ENLIST\_LOG\_FULL, or TXUSER\_ENLISTMENT\_MTAG\_ENLIST\_TOO\_MANY Message

When the resource manager receives a [TXUSER\\_ENLISTMENT\\_MTAG\\_ENLIST\\_TX\\_NOT\\_FOUND](#), [TXUSER\\_ENLISTMENT\\_MTAG\\_ENLIST\\_TOO\\_LATE](#), [TXUSER\\_ENLISTMENT\\_MTAG\\_ENLIST\\_LOG\\_FULL](#), or [TXUSER\\_ENLISTMENT\\_MTAG\\_ENLIST\\_TOO\\_MANY](#) message, the resource manager MUST perform the following actions:

- If the connection state is Awaiting Enlistment Response:
  - Return a failure result to the higher-layer business logic.
  - Set the connection state to Ended.
- Otherwise, the message MUST be processed as an invalid message as specified in section [3.1.6](#).

#### 3.5.5.2.2.3 Receiving a TXUSER\_ENLISTMENT\_MTAG\_PREPAREREQ Message

When the resource manager receives a [TXUSER\\_ENLISTMENT\\_MTAG\\_PREPAREREQ](#) message, the resource manager MUST perform the following actions:

- If the connection state is Active:
  - If the fSinglePhase field of the message is nonzero:
    - Set the connection state to Single-Phase Committing.
    - Send a Single-Phase Commit request to the higher-layer business logic.
  - Otherwise:
    - Set the connection state to Preparing For Transaction Commit.
    - Send a Prepare request to the higher-layer business logic.
- Otherwise, the message MUST be processed as an invalid message as specified in section [3.1.6](#).

#### 3.5.5.2.2.4 Receiving a TXUSER\_ENLISTMENT\_MTAG\_COMMITREQ Message

When the resource manager receives a [TXUSER\\_ENLISTMENT\\_MTAG\\_COMMITREQ](#) message, the resource manager MUST perform the following actions:

- If the connection state is Awaiting Transaction Outcome:
  - Set the connection state to Finalizing Commit Operations.
  - Send a Commit Request to the higher-layer business logic.
- Otherwise, the message MUST be processed as an invalid message as specified in section [3.1.6](#).

#### 3.5.5.2.2.5 Receiving a TXUSER\_ENLISTMENT\_MTAG\_ABORTREQ Message

When the resource manager receives a [TXUSER\\_ENLISTMENT\\_MTAG\\_ABORTREQ](#) message, the resource manager MUST perform the following actions:

- If the connection state is Active:
  - Send an Abort request to the higher-layer business logic.
  - Set the connection state to Finalizing Abort Operations.
- Otherwise, if the connection state is Awaiting Transaction Outcome:
  - Remove the transaction object referenced by the connection from the **Resource Manager.Durable Log**.
  - Send an Abort request to the higher-layer business logic.
  - Set the connection state to Finalizing Abort Operations.
- Otherwise, the message MUST be processed as an invalid message as specified in section [3.1.6](#).

#### 3.5.5.2.2.6 Connection Disconnected

When a [CONNTYPE\\_TXUSER\\_ENLISTMENT \(section 2.2.10.2.2\)](#) connection is disconnected, the resource manager MUST perform the following actions:

- If the connection state is either Awaiting Enlistment Response, Active, or Preparing For Transaction Commit:
  - Send an Abort request to the higher-layer business logic.
- Otherwise, the event MUST be processed as specified in section [3.1.8.3](#).

### 3.5.5.3 Transaction Recovery

#### 3.5.5.3.1 CONNTYPE\_TXUSER\_REENLIST as Initiator

For all messages that are received in this connection type, the resource manager MUST process the message as specified in section [3.1](#). The resource manager MUST additionally follow the processing rules as specified in the following sections.

##### 3.5.5.3.1.1 Receiving a TXUSER\_REENLIST\_MTAG\_REENLIST\_COMMITTED Message

When the resource manager receives a [TXUSER\\_REENLIST\\_MTAG\\_REENLIST\\_COMMITTED](#) message, the resource manager MUST perform the following actions:

- If the connection state is Awaiting Reenlist Response:

- Send a Commit request to the higher-layer business logic for the Transaction object referenced by the Transaction field of the receiving connection.
- Set the connection state to Ended.
- Otherwise, the message MUST be processed as an invalid message as specified in section [3.1.6](#).

#### **3.5.5.3.1.2 Receiving a TXUSER\_REENLIST\_MTAG\_REENLIST\_ABORTED Message**

When the resource manager receives a [TXUSER\\_REENLIST\\_MTAG\\_REENLIST\\_ABORTED](#) message, the resource manager MUST perform the following actions:

- If the connection state is Awaiting Reenlist Response:
  - Send an Abort request to the higher-layer business logic.
  - Set the connection state to Ended.
- Otherwise, the message MUST be processed as an invalid message as specified in section [3.1.6](#).

#### **3.5.5.3.1.3 Receiving a TXUSER\_REENLIST\_MTAG\_REENLIST\_TIMEOUT Message**

When the resource manager receives a [TXUSER\\_REENLIST\\_MTAG\\_REENLIST\\_TIMEOUT](#) message, the resource manager MUST perform the following actions:

- If the connection state is Awaiting Reenlist Response:
  - Signal the [Reenlistment Timeout](#) event with the transaction object referenced by this connection.
  - Set the connection state to Ended.
- Otherwise, the message MUST be processed as an invalid message as specified in section [3.1.6](#).

#### **3.5.5.3.1.4 Connection Disconnected**

When a CONNTYPE\_TXUSER\_REENLIST (section [2.2.10.3.1](#)) connection is disconnected, the resource manager MUST perform the following actions:

- If the connection state is Awaiting Reenlistment Response:
  - Return a failure result to the higher-layer business logic.
- Otherwise, the event MUST be processed as specified in section [3.1.8.3](#).

### **3.5.5.4 Voting**

#### **3.5.5.4.1 CONNTYPE\_TXUSER\_VOTER as Initiator**

For all messages that are received in this connection type, the resource manager MUST process the message as specified in section [3.1](#). The resource manager MUST additionally follow the processing rules as specified in the following sections.

##### **3.5.5.4.1.1 Receiving a TXUSER\_VOTER\_MTAG\_CREATED Message**

When the resource manager receives a [TXUSER\\_VOTER\\_MTAG\\_CREATED](#) message, the resource manager MUST perform the following actions:

- If the connection state is Awaiting Creation Response:
  - Return a success result to the higher-layer business logic.
  - Set the connection state to Active.
- Otherwise, the message MUST be processed as an invalid message as specified in section [3.1.6](#).

#### **3.5.5.4.1.2 Receiving a TXUSER\_VOTER\_MTAG\_CREATE\_TX\_NOT\_FOUND or TXUSER\_VOTER\_MTAG\_CREATE\_TOO\_LATE Message**

When the resource manager receives either a [TXUSER\\_VOTER\\_MTAG\\_CREATE\\_TX\\_NOT\\_FOUND](#) or [TXUSER\\_VOTER\\_MTAG\\_CREATE\\_TOO\\_LATE](#) message, the resource manager MUST perform the following actions:

- If the connection state is Awaiting Creation Response:
  - Return a failure result to the higher-layer business logic.
  - Set the connection state to Ended.
- Otherwise, the message MUST be processed as an invalid message as specified in section [3.1.6](#).

#### **3.5.5.4.1.3 Receiving a TXUSER\_VOTER\_MTAG\_VOTEREQ Message**

When the resource manager receives a [TXUSER\\_VOTER\\_MTAG\\_VOTEREQ](#) message, the resource manager MUST perform the following actions:

- If the connection state is Active:
  - Send a Vote request to the higher-layer business logic.
  - Set the connection state to Performing Transaction Operations.
- Otherwise, the message MUST be processed as an invalid message as specified in section [3.1.6](#).

#### **3.5.5.4.1.4 Receiving a TXUSER\_STATUS\_MTAG\_COMMITTED Message**

When the resource manager receives a [TXUSER\\_STATUS\\_MTAG\\_COMMITTED](#) message, the resource manager MUST perform the following actions:

- If the connection state is Awaiting Outcome:
  - Send a Transaction Committed notification to the higher-layer business logic.
  - Set the connection state to Ended.
- Otherwise, the message MUST be processed as an invalid message as specified in section [3.1.6](#).

#### **3.5.5.4.1.5 Receiving a TXUSER\_STATUS\_MTAG\_ABORTED Message**

When the resource manager receives a [TXUSER\\_STATUS\\_MTAG\\_ABORTED](#) message, the resource manager MUST perform the following actions:

- If the connection state is Active or Awaiting Outcome:
  - Send a Transaction Aborted notification to the higher-layer business logic.

- Set the connection state to Ended.
- Otherwise, the message MUST be processed as an invalid message as specified in section [3.1.6](#).

#### 3.5.5.4.1.6 Receiving a TXUSER\_STATUS\_MTAG\_INDOUBT Message

When the resource manager receives a [TXUSER\\_STATUS\\_MTAG\\_INDOUBT](#) message, the resource manager MUST perform the following actions:

- If the connection state is Awaiting Outcome:
  - Send a Transaction [In Doubt](#) notification to the higher-layer business logic.
  - Set the connection state to Ended.
- Otherwise, the message MUST be processed as an invalid message as specified in section [3.1.6](#).

#### 3.5.5.4.1.7 Connection Disconnected

When a [CONNTYPE\\_TXUSER\\_VOTER \(section 2.2.10.4.1\)](#) connection is disconnected, the resource manager MUST perform the following actions:

- If the connection state is Awaiting Creation Response:
  - Return a failure result to the higher-layer business logic.
- Otherwise, if the connection state is Awaiting Outcome:
  - Send a Transaction [In Doubt](#) notification to the higher-layer business logic.
- Otherwise, the event MUST be processed as specified in section [3.1.8.3](#).

### 3.5.6 Timer Events

No timer events.

### 3.5.7 Other Local Events

The resource manager MUST be prepared to process the local events that appear in this section.

#### 3.5.7.1 Recover Transaction

The Recover Transaction event MUST be signaled with the following arguments:

- A transaction object.

If the Recover Transaction event is signaled, the resource manager MUST perform the following steps:

- Initiate a new [CONNTYPE\\_TXUSER\\_REENLIST \(section 2.2.10.3.1\)](#) connection to the transaction manager, using the Transaction Manager Name field of the resource manager.
- Set the **Transaction** field of the connection object to the provided transaction object.
- Add the connection to the reenlistment list of the resource manager.
- Add the connection to the connection list of the transaction object.

- Send a [TXUSER\\_REENLIST\\_MTAG\\_REENLIST \(section 2.2.10.3.1.1\)](#) message using the connection:
  - Set the **guidTx** field to the **Transaction Object.Identifier** field of the transaction.
  - Set the **ulTimeout** field to the Reenlistment Timeout field of the resource manager.
  - Set the **guidRm** field to the **Resource Manager.Identifier** field of the resource manager.
- Set the connection state to Awaiting Reenlist Response.

### 3.5.7.2 Recover Transactions

If the **Recover Transactions** event is signaled, the resource manager MUST perform the following steps:

- If the **Resource Manager.Durable Log** of the resource manager is empty:
  - Signal the [Reenlistment Complete \(section 3.5.7.3\)](#) event on the resource manager.
- Otherwise, for each transaction object in the **Resource Manager.Durable Log**:
  - Signal the [Recover Transaction \(section 3.5.7.1\)](#) event on the resource manager with the transaction object.

### 3.5.7.3 Reenlistment Complete

If the **Reenlistment Complete** event is signaled, the resource manager MUST perform the following actions:

- Send a [TXUSER\\_RESOURCEMANAGER\\_MTAG\\_REENLISTMENTCOMPLETE](#) message using the connection that is referenced by the **Resource Manager.Connection** field of the resource manager.
- Set the connection state to Awaiting Completion Confirmation.

### 3.5.7.4 Transaction Manager Down

When the **Transaction Manager Down** event is signaled, the resource manager MUST perform the following steps:

- Inform the higher-layer business logic that the transaction manager has disconnected.
- The higher-layer business requests that the resource manager reregister with the transaction manager. The timing of the request is implementation-specific.

### 3.5.7.5 Reenlistment Timeout

The Reenlistment Timeout event MUST be signaled with the following arguments:

- A transaction object.

When the Reenlistment Timeout event is signaled, the resource manager MUST perform the following steps:

- Inform the higher-layer business logic that the reenlistment has timed out for the transaction object.

- The higher-layer business MUST request that the resource manager reregister with the transaction manager. The timing of the request is implementation-specific.

## 3.6 Transaction Manager Communicating with Resource Manager Facet Details

### 3.6.1 Abstract Data Model

This section describes a conceptual model of possible data organization that an implementation maintains to participate in this protocol. The described organization is provided to facilitate the explanation of how the protocol behaves. This document does not mandate that implementations adhere to this model if their external behavior is consistent with the behavior that is described in this document.

Note that the abstract data model can be implemented in a variety of ways. This protocol does not prescribe or advocate any specific implementation technique.

The transaction manager communicating with a resource manager facet MUST maintain all the data elements as specified in sections [3.1.1](#) and [3.2.1](#).

The transaction manager communicating with a resource manager facet MUST additionally maintain the following data elements:

- **Active Resource Manager Table:** A table of entries to resource manager objects, keyed by resource manager identifier.
- **Failed to Notify List:** A list of Enlistment objects representing remote resource managers that have not yet acknowledged the Commit outcome of a transaction.

A resource manager object MUST contain the following data structures:

- **Resource Manager Object.Identifier:** Specifies the resource manager identifier.
- **Session Identifier:** A GUID that specifies the resource manager session identifier.
- **Resource Manager Object.Connection:** The [CONNTYPE\\_TXUSER\\_RESOURCEMANAGERINTERNAL \(section 2.2.10.1.2\)](#) or [CONNTYPE\\_TXUSER\\_RESOURCEMANAGER \(section 2.2.10.1.1\)](#) connection object that is associated with the resource manager.

Enlistment objects that are created by the transaction manager communicating with a resource manager facet MUST provide the following properties as specified in section [3.1.1](#):

- **Name:** The resource manager identifier field of the Enlistment object, formatted as a string as specified in [\[C706\]](#) Appendix A.
- **Enlistment Object.Identifier:** An empty string.

The transaction manager communicating with a resource manager MUST provide the states as specified in the following sections for its supported connection types. Section [2.2.1.1.3](#) defines the connection types that a transaction manager communicating with a resource manager MUST provide for each supported protocol version.

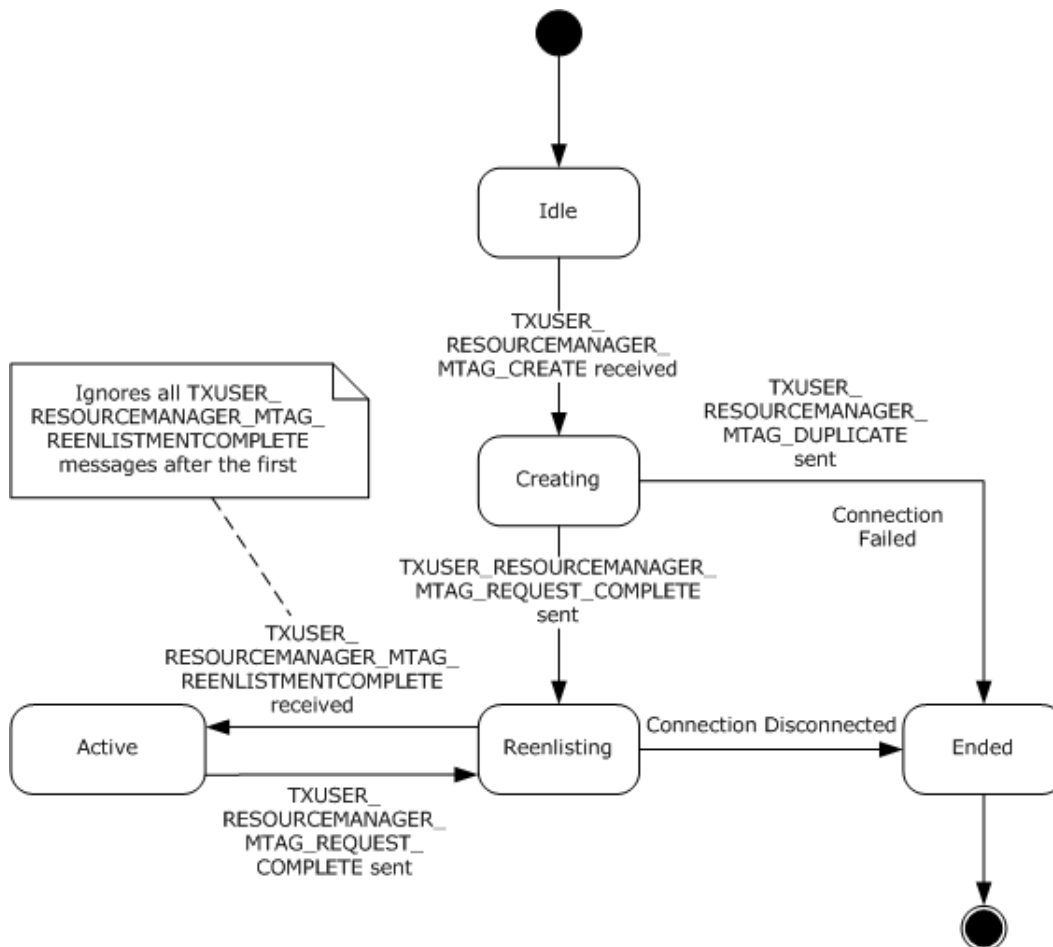
#### 3.6.1.1 CONNTYPE\_TXUSER\_RESOURCEMANAGER Acceptor States

The transaction manager communicating with a resource manager MUST act as an acceptor for the [CONNTYPE\\_TXUSER\\_RESOURCEMANAGER \(section 2.2.10.1.1\)](#) connection type. In this role, the

transaction manager communicating with a resource manager MUST provide support for the following states:

- [Idle \(section 3.6.1.1.1\)](#)
- [Creating \(section 3.6.1.1.2\)](#)
- [Reenlisting \(section 3.6.1.1.3\)](#)
- [Active \(section 3.6.1.1.4\)](#)
- [Ended \(section 3.6.1.1.5\)](#)

The following figure shows the relationship between the CONNTYPE\_TXUSER\_RESOURCEMANAGER (section 2.2.10.1.1) acceptor states.



**Figure 50: CONNTYPE\_TXUSER\_RESOURCEMANAGER acceptor states**

### 3.6.1.1.1 Idle

The Idle state is the initial state. The following event is processed in this state:

- [Receiving a TXUSER\\_RESOURCEMANAGER\\_MTAG\\_CREATE Message \(section 3.6.5.1.1.1\)](#)

#### 3.6.1.1.2 Creating

The following event is processed in the Creating state:

- [Create Resource Manager \(section 3.6.7.9\)](#)

#### 3.6.1.1.3 Reenlisting

The following events are processed in the Reenlisting state:

- [Receiving a TXUSER\\_RESOURCEMANAGER\\_MTAG\\_REENLISTMENTCOMPLETE Message \(section 3.6.5.1.1.2\)](#)
- [Connection Disconnected \(section 3.6.5.1.1.3\)](#)

#### 3.6.1.1.4 Active

The following event is processed in the Active state:

- [Reenlist Complete \(section 3.6.7.15\)](#)

#### 3.6.1.1.5 Ended

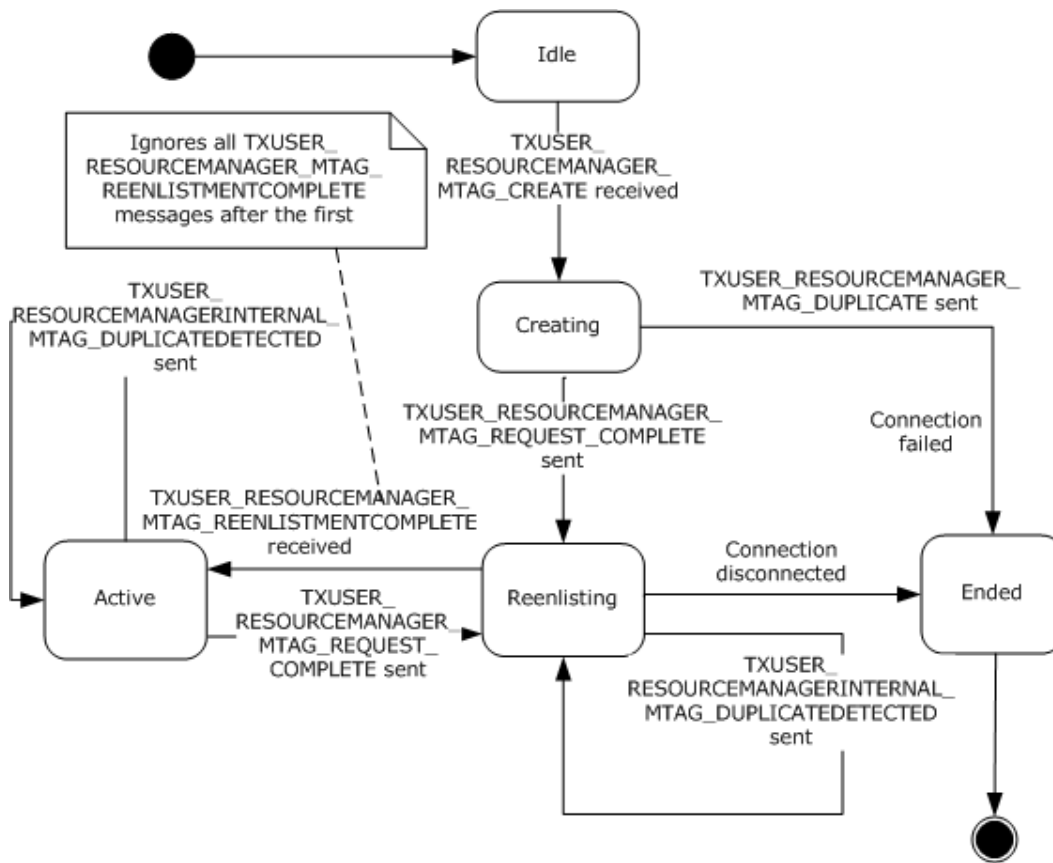
The final state is the Ended state.

### 3.6.1.2 CONNTYPE\_TXUSER\_RESOURCEMANAGERINTERNAL Acceptor States

The transaction manager communicating with a resource manager MUST act as an acceptor for the [CONNTYPE\\_TXUSER\\_RESOURCEMANAGERINTERNAL \(section 2.2.10.1.2\)](#) connection type. In this role, the transaction manager communicating with a resource manager MUST provide support for the following states:

- [Idle \(section 3.6.1.2.1\)](#)
- [Creating \(section 3.6.1.2.2\)](#)
- [Reenlisting \(section 3.6.1.2.3\)](#)
- [Active \(section 3.6.1.2.4\)](#)
- [Ended \(section 3.6.1.2.5\)](#)

The following figure shows the relationship between the CONNTYPE\_TXUSER\_RESOURCEMANAGERINTERNAL (section 2.2.10.1.2) acceptor states.



**Figure 51: CONNTYPE\_TXUSER\_RESOURCEMANAGERINTERNAL acceptor states**

#### 3.6.1.2.1 Idle

This is the initial state. The following event is processed in this state:

- [Receiving a TXUSER\\_RESOURCEMANAGER\\_MTAG\\_CREATE Message \(section 3.6.5.1.2.1\)](#)

#### 3.6.1.2.2 Creating

The following event is processed in this state:

- [Create Resource Manager \(section 3.6.7.9\)](#)

#### 3.6.1.2.3 Reenlisting

The following events are processed in this state:

- [Receiving a TXUSER\\_RESOURCEMANAGER\\_MTAG\\_REENLISTMENTCOMPLETE Message \(section 3.6.5.1.2.2\)](#)
- [Create Resource Manager \(section 3.6.7.9\)](#)
- [Connection Disconnected \(section 3.6.5.1.2.3\)](#)

#### 3.6.1.2.4 Active

The following events are processed in this state:

- [Reenlist Complete \(section 3.6.7.15\)](#)
- [Create Resource Manager \(section 3.6.7.9\)](#)

#### 3.6.1.2.5 Ended

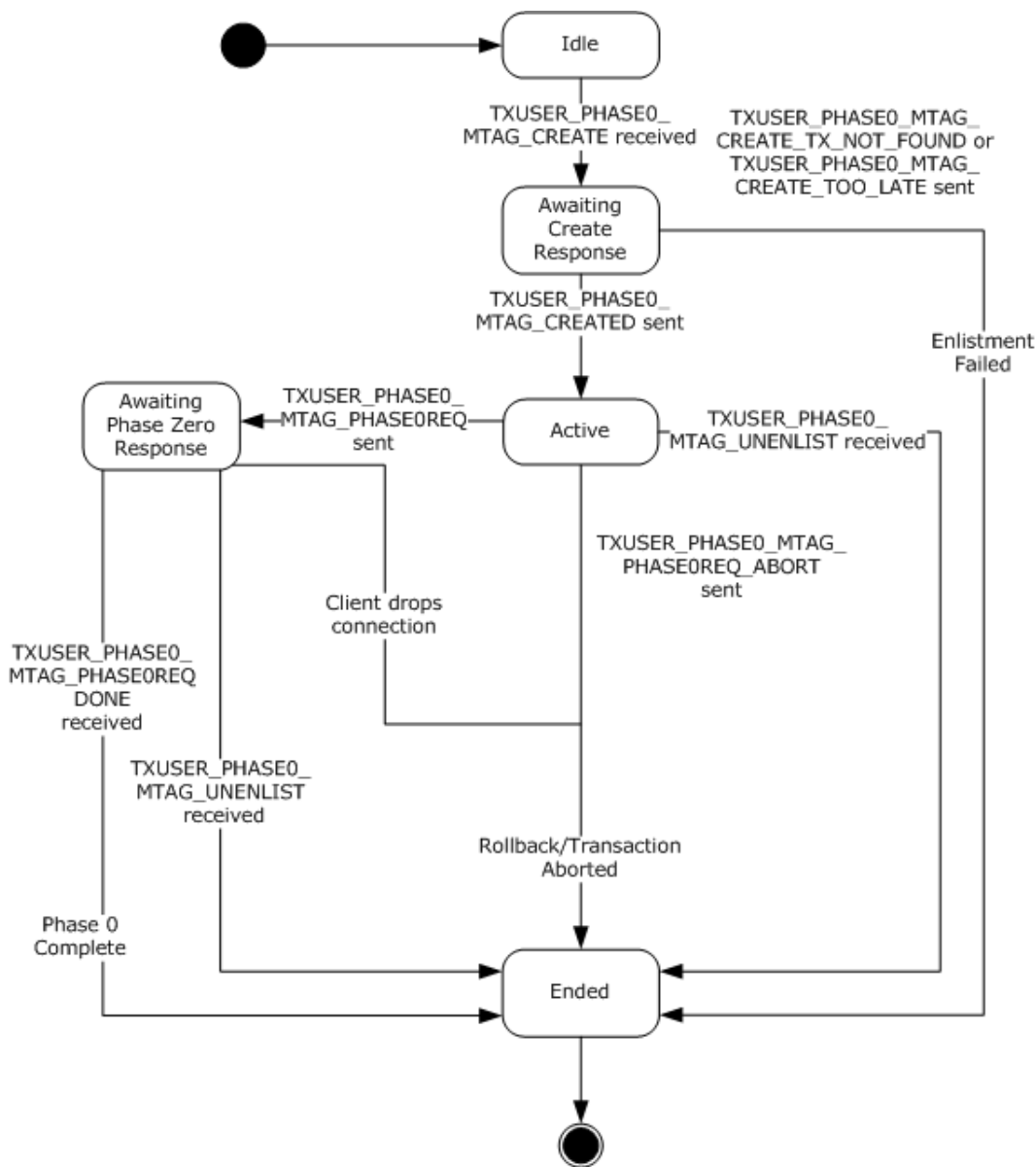
This is the final state.

### 3.6.1.3 CONNTYPE\_TXUSER\_PHASE0 Acceptor States

The transaction manager communicating with a resource manager MUST act as an acceptor for the [CONNTYPE\\_TXUSER\\_PHASE0 \(section 2.2.10.2.1\)](#) connection type. In this role, the transaction manager communicating with a resource manager MUST provide support for the following states:

- [Idle \(section 3.6.1.3.1\)](#)
- [Awaiting Create Response \(section 3.6.1.3.2\)](#)
- [Active \(section 3.6.1.3.3\)](#)
- [Awaiting Phase Zero Response \(section 3.6.1.3.4\)](#)
- [Ended \(section 3.6.1.3.5\)](#)

The following figure shows the relationship between the CONNTYPE\_TXUSER\_PHASE0 (section 2.2.10.2.1) acceptor states.



**Figure 52: CONNTYPE\_TXUSER\_PHASE0 acceptor states**

### 3.6.1.3.1 Idle

This is the initial state. The following event is processed in this state:

- [Receiving a TXUSER\\_PHASE0\\_MTAG\\_CREATE Message \(section 3.6.5.2.1.1\)](#)

### 3.6.1.3.2 Awaiting Create Response

The following events are processed in this state:

- [Create Phase Zero Enlistment Success \(section 3.6.7.8\)](#)

- [Create Phase Zero Enlistment Failure \(section 3.6.7.7\)](#)

### 3.6.1.3.3 Active

The following events are processed in this state:

- [Begin Phase Zero \(section 3.6.7.4\)](#)
- [Phase Zero Aborted \(section 3.6.7.14\)](#)
- [Receiving a TXUSER PHASE0 MTAG UNENLIST Message \(section 3.6.5.2.1.3\)](#)

### 3.6.1.3.4 Awaiting Phase Zero Response

The following events are processed in this state:

- [Receiving a TXUSER PHASE0 MTAG PHASE0REQDONE Message \(section 3.6.5.2.1.2\)](#)
- [Receiving a TXUSER PHASE0 MTAG UNENLIST Message \(section 3.6.5.2.1.3\)](#)

### 3.6.1.3.5 Ended

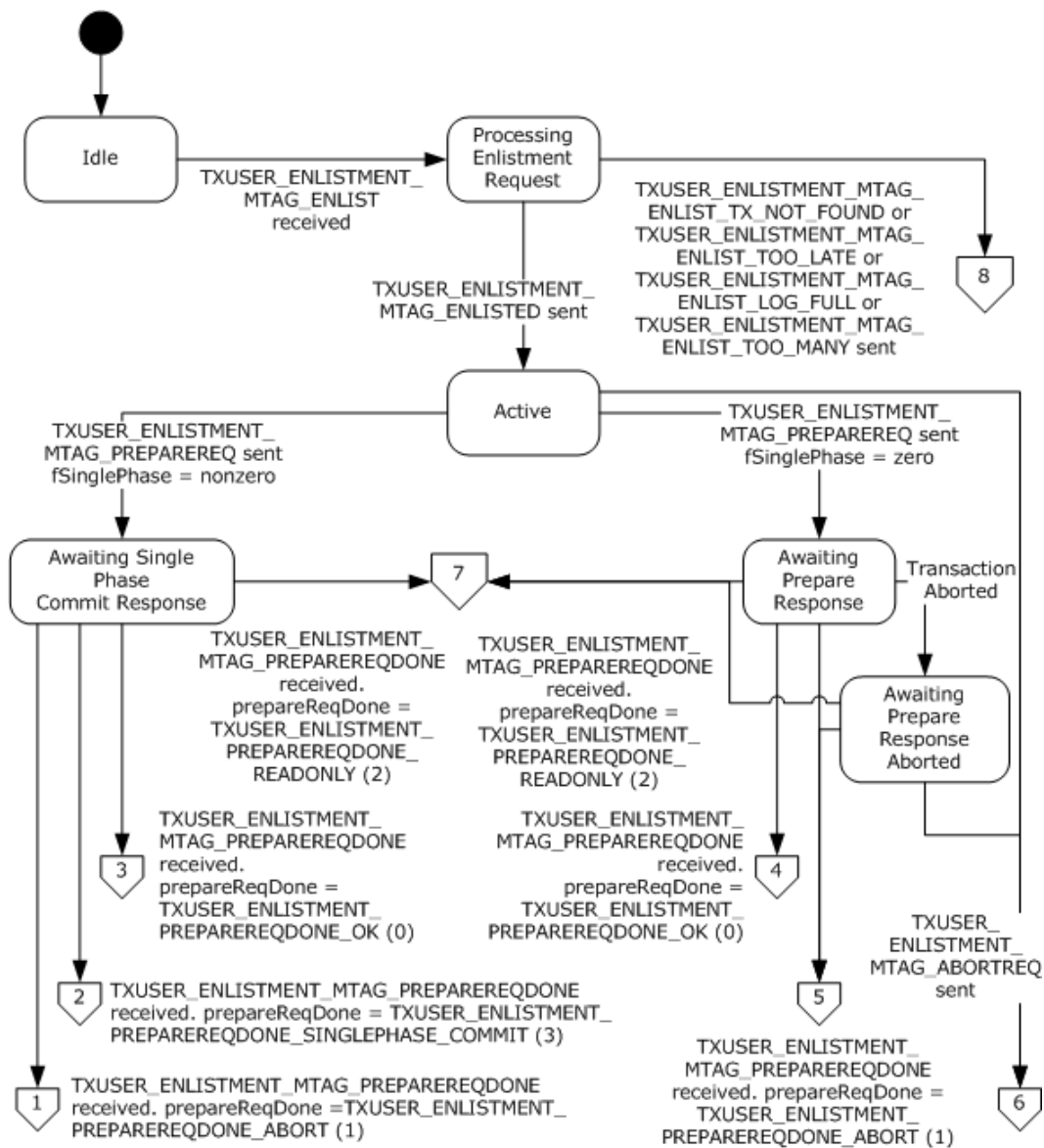
This is the final state.

## 3.6.1.4 CONNTYPE\_TXUSER\_ENLISTMENT Acceptor States

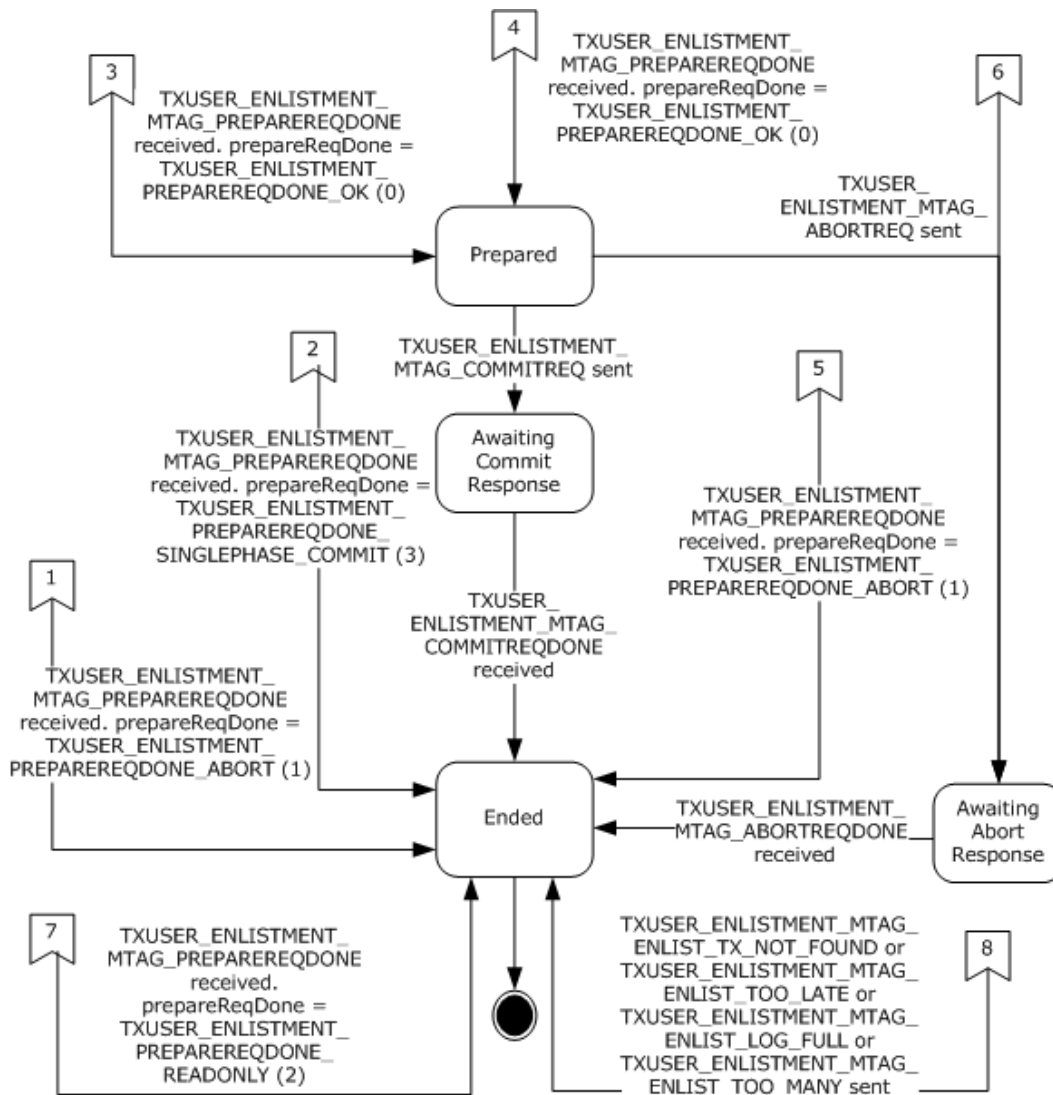
The transaction manager communicating with a resource manager MUST act as an acceptor for the [CONNTYPE\\_TXUSER\\_ENLISTMENT \(section 2.2.10.2.2\)](#) connection type. In this role, the transaction manager communicating with a resource manager MUST provide support for the following states:

- [Idle \(section 3.6.1.4.1\)](#)
- [Processing Enlistment Request \(section 3.6.1.4.2\)](#)
- [Active \(section 3.6.1.4.3\)](#)
- [Awaiting Single Phase Commit Response \(section 3.6.1.4.4\)](#)
- [Awaiting Prepare Response \(section 3.6.1.4.5\)](#)
- [Awaiting Prepare Response Aborted \(section 3.6.1.4.6\)](#)
- [Prepared \(section 3.6.1.4.7\)](#)
- [Awaiting Commit Response \(section 3.6.1.4.8\)](#)
- [Awaiting Abort Response \(section 3.6.1.4.9\)](#)
- [Ended \(section 3.6.1.4.10\)](#)

The following figure shows the relationship between the CONNTYPE\_TXUSER\_ENLISTMENT (section 2.2.10.2.2) acceptor states.



**Figure 53: CONNTYPE\_TXUSER\_ENLISTMENT acceptor states (processing enlistment request)**



**Figure 54: CONNTYPE\_TXUSER\_ENLISTMENT acceptor states (active)**

#### 3.6.1.4.1 Idle

This is the initial state. The following event is processed in this state:

- [Receiving a TXUSER\\_ENLISTMENT\\_MTAG\\_ENLIST Message \(section 3.6.5.2.2.1\)](#)
- [Begin Rollback \(section 3.6.7.5\)](#)

#### 3.6.1.4.2 Processing Enlistment Request

The following events are processed in this state:

- [Create Subordinate Enlistment Success \(section 3.6.7.11\)](#)
- [Create Subordinate Enlistment Failure \(section 3.6.7.10\)](#)

#### **3.6.1.4.3 Active**

The following events are processed in this state:

- [Begin Phase One \(section 3.6.7.3\)](#)
- [Begin Rollback \(section 3.6.7.5\)](#)

#### **3.6.1.4.4 Awaiting Single-Phase Commit Response**

The following event is processed in this state:

- [Receiving a TXUSER\\_ENLISTMENT\\_MTAG\\_PREPAREREQDONE Message \(section 3.6.5.2.2.2\)](#)

#### **3.6.1.4.5 Awaiting Prepare Response**

The following events are processed in this state:

- [Receiving a TXUSER\\_ENLISTMENT\\_MTAG\\_PREPAREREQDONE Message \(section 3.6.5.2.2.2\)](#)
- [Begin Rollback \(section 3.6.7.5\)](#)

#### **3.6.1.4.6 Awaiting Prepare Response Aborted**

The following event is processed in this state:

- [Receiving a TXUSER\\_ENLISTMENT\\_MTAG\\_PREPAREREQDONE Message \(section 3.6.5.2.2.2\)](#)

#### **3.6.1.4.7 Prepared**

The following events are processed in this state:

- [Begin Commit \(section 3.6.7.1\)](#)
- [Begin Rollback \(section 3.6.7.5\)](#)

#### **3.6.1.4.8 Awaiting Commit Response**

The following event is processed in this state:

- [Receiving a TXUSER\\_ENLISTMENT\\_MTAG\\_COMMITREQDONE Message \(section 3.6.5.2.2.3\)](#)

#### **3.6.1.4.9 Awaiting Abort Response**

The following event is processed in this state:

- [Receiving a TXUSER\\_ENLISTMENT\\_MTAG\\_ABORTREQDONE Message \(section 3.6.5.2.2.4\)](#)

#### **3.6.1.4.10 Ended**

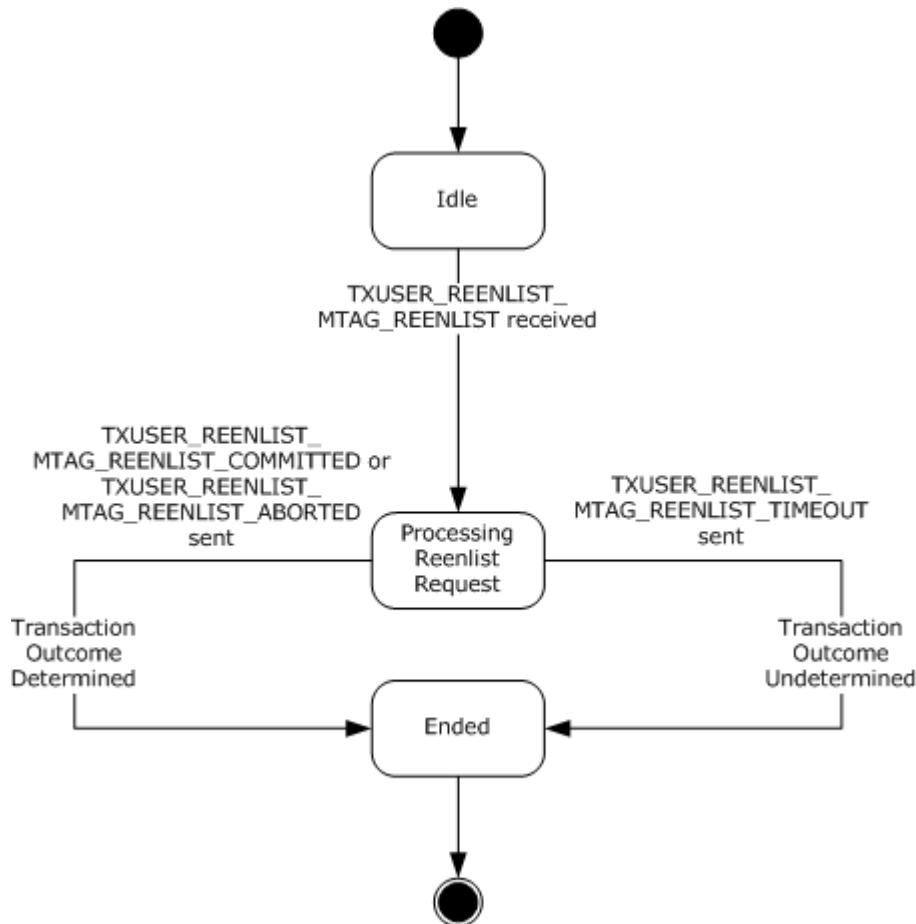
This is the final state.

### 3.6.1.5 CONNTYPE\_TXUSER\_REENLIST Acceptor States

The transaction manager communicating with a resource manager MUST act as an acceptor for the [CONNTYPE\\_TXUSER\\_REENLIST \(section 2.2.10.3.1\)](#) connection type. In this role, the transaction manager communicating with a resource manager MUST provide support for the following states:

- [Idle \(section 3.6.1.5.1\)](#)
- [Processing Reenlist Request \(section 3.6.1.5.2\)](#)
- [Ended \(section 3.6.1.5.3\)](#)

The following figure shows the relationship between the CONNTYPE\_TXUSER\_REENLIST (section 2.2.10.3.1) acceptor states.



**Figure 55: CONNTYPE\_TXUSER\_REENLIST acceptor states**

#### 3.6.1.5.1 Idle

This is the initial state. The following event is processed in this state:

- [Receiving a TXUSER\\_REENLIST\\_MTAG\\_REENLIST Message \(section 3.6.5.3.1.1\)](#)

### 3.6.1.5.2 Processing Reenlist Request

The following events are processed in this state:

- [Begin Commit \(section 3.6.7.1\)](#)
- [Begin Rollback \(section 3.6.7.5\)](#)
- [Reenlist Timeout Timer \(section 3.6.6.1\)](#)

### 3.6.1.5.3 Ended

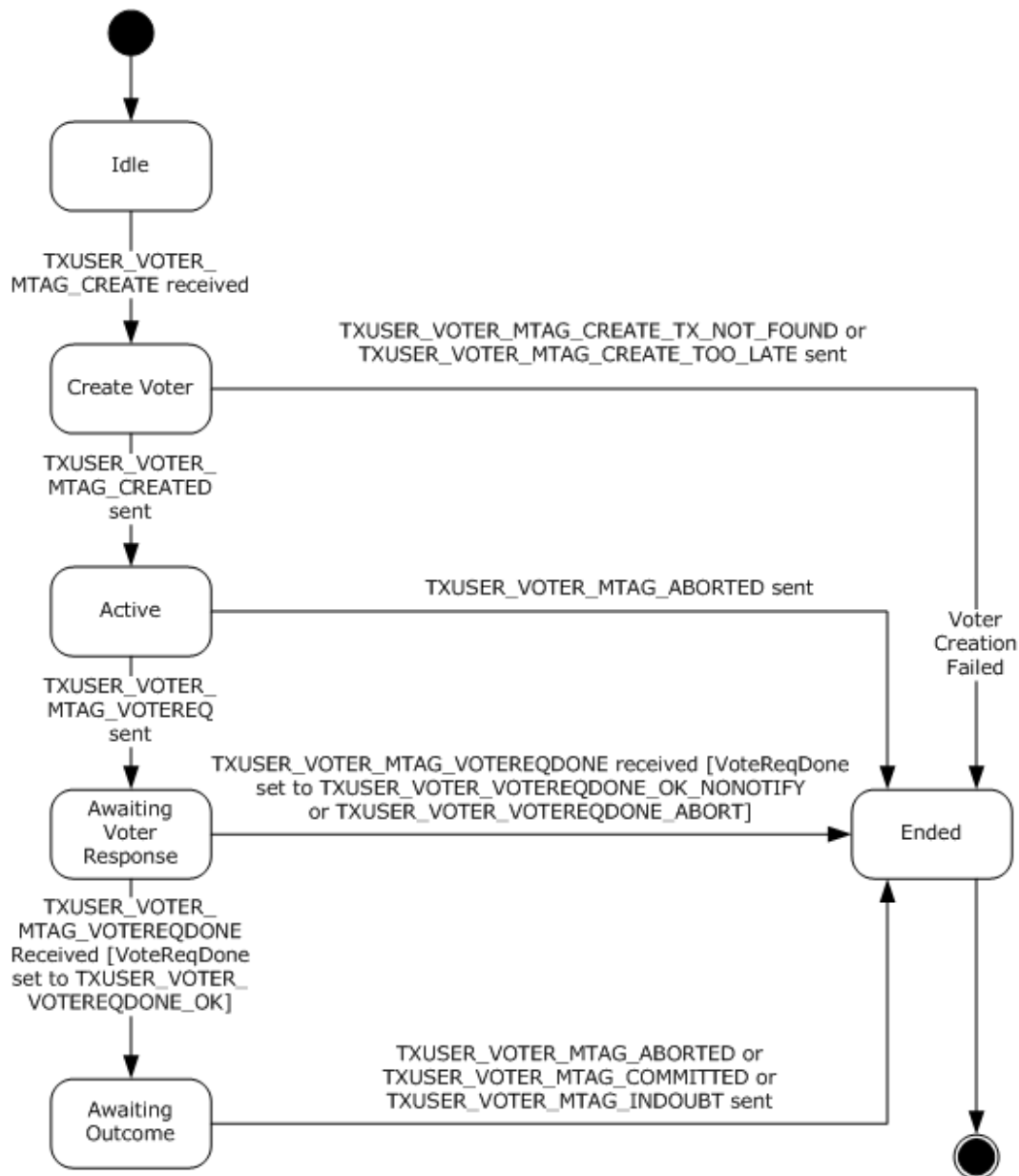
This is the final state.

### 3.6.1.6 CONNTYPE\_TXUSER\_VOTER Acceptor States

The transaction manager communicating with a resource manager MUST act as an acceptor for the [CONNTYPE\\_TXUSER\\_VOTER \(section 2.2.10.4.1\)](#) connection type. In this role, the transaction manager communicating with a resource manager MUST provide support for the following states:

- [Idle \(section 3.6.1.6.1\)](#)
- [Create Voter \(section 3.6.1.6.2\)](#)
- [Active \(section 3.6.1.6.3\)](#)
- [Awaiting Voter Response \(section 3.6.1.6.4\)](#)
- [Awaiting Outcome \(section 3.6.1.6.5\)](#)
- [Ended \(section 3.6.1.6.6\)](#)

The following figure shows the relationship between the CONNTYPE\_TXUSER\_VOTER (section 2.2.10.4.1) acceptor states.



**Figure 56: CONNTYPE\_TXUSER\_VOTER acceptor states**

### 3.6.1.6.1 Idle

This is the initial state. The following event is processed in this state:

- [Receiving a TXUSER\\_VOTER\\_MTAG\\_CREATE Message \(section 3.6.5.4.1.1\)](#)

### 3.6.1.6.2 Create Voter

The following events are processed in this state:

- [Create Voter Enlistment Success \(section 3.6.7.13\)](#)
- [Create Voter Enlistment Failure \(section 3.6.7.12\)](#)

#### **3.6.1.6.3 Active**

The following events are processed in this state:

- [Begin Voting \(section 3.6.7.6\)](#)
- [Begin Rollback \(section 3.6.7.5\)](#)

#### **3.6.1.6.4 Awaiting Voter Response**

The following event is processed in this state:

- [Receiving a TXUSER VOTER MTAG VOTERREQDONE Message \(section 3.6.5.4.1.2\)](#)

#### **3.6.1.6.5 Awaiting Outcome**

The following events are processed in this state:

- [Begin Commit \(section 3.6.7.1\)](#)
- [Begin Rollback \(section 3.6.7.5\)](#)
- [Begin In Doubt \(section 3.6.7.2\)](#)

#### **3.6.1.6.6 Ended**

This is the final state.

### **3.6.2 Timers**

The transaction manager communicating with a resource manager facet MUST provide the timer that is shown in the next section.

#### **3.6.2.1 Reenlist Time-Out Timer**

The timer MUST be set when the transaction manager communicating with a resource manager facet receives a [TXUSER REENLIST MTAG REENLIST \(section 2.2.10.3.1.1\)](#) message on a [CONNTYPE TXUSER REENLIST \(section 2.2.10.3.1\)](#) connection. The timer MUST be canceled when the CONNTYPE\_TXUSER\_REENLIST connection is disconnected.

The timer has no default value. The initial value of the timer MUST be provided in the TXUSER\_REENLIST\_MTAG\_REENLIST message. The minimum value of the timer MUST be zero, which means that the timer never generates a timer event. In this case, the [Reenlist Time-Out Timer Event \(section 3.6.6.1\)](#) is never signaled, and the timeout reply message triggered by this event is never sent.

When the timer is initialized, the transaction manager communicating with a resource manager facet MUST provide an Enlistment object to associate with the timer. When the timer expires, the same Enlistment object MUST be provided with the timer notification. The transaction manager communicating with a resource manager facet MUST provide a distinct Reenlist Timeout timer instance for each CONNTYPE\_TXUSER\_REENLIST connection.

### 3.6.3 Initialization

When the transaction manager communicating with a resource manager facet is initialized:

- The transaction manager communicating with a resource manager facet **MUST** examine the following security flags on the [Core Transaction Manager Facet \(section 1.3.3.3.1\)](#) and perform the following actions:
  - If either the Allow Network Access flag or the Allow Remote Clients flag is set to false:
    - For the following connection types, the transaction manager communicating with a resource manager facet **MUST** refuse to accept incoming connections from remote machines as specified in [\[MS-CMP\]](#) section 3.1.5.5 with the rejection **Reason** set to 0x80070005.
      - [CONNTYPE\\_TXUSER\\_ENLISTMENT \(section 2.2.10.2.2\)](#)
      - [CONNTYPE\\_TXUSER\\_RESOURCEMANAGER \(section 2.2.10.1.1\)](#)
      - [CONNTYPE\\_TXUSER\\_RESOURCEMANAGERINTERNAL \(section 2.2.10.1.2\)](#)
      - [CONNTYPE\\_TXUSER\\_REENLIST \(section 2.2.10.3.1\)](#)
      - [CONNTYPE\\_TXUSER\\_VOTER \(section 2.2.10.4.1\)](#)
      - [CONNTYPE\\_TXUSER\\_PHASE0 \(section 2.2.10.2.1\)](#)

All data elements maintained by the transaction manager communicating with a resource manager facet are initialized to an empty value unless stated otherwise in this section or in the initialization sections of the facets the transaction manager communicating with a resource manager facet extends, as described in section [3.6.1](#).

### 3.6.4 Higher-Layer Triggered Events

None.

### 3.6.5 Processing Events and Sequencing Rules

#### 3.6.5.1 Resource Manager Registration

##### 3.6.5.1.1 CONNTYPE\_TXUSER\_RESOURCEMANAGER as Acceptor

For all messages that are received in this connection type, the transaction manager communicating with a resource manager facet **MUST** process the message as specified in section [3.1](#). The transaction manager communicating with a resource manager facet **MUST** additionally follow the processing rules as specified in the following sections.

##### 3.6.5.1.1.1 Receiving a TXUSER\_RESOURCEMANAGER\_MTAG\_CREATE Message

When the transaction manager communicating with a resource manager facet receives a [TXUSER\\_RESOURCEMANAGER\\_MTAG\\_CREATE \(section 2.2.10.1.1.1\)](#) message, the transaction manager communicating with a resource manager facet **MUST** perform the following actions:

- If the connection state is Idle:
  - Set the connection state to Creating.

- Create a resource manager object using the following values:
  - The **guidRM** field from the message as the resource manager identifier.
  - The **guidSession** field from the message as the session identifier of the resource manager.
  - The current connection.
- Assign the resource manager object to the Connection-Specific Data field of the connection.
- Signal the [Create Resource Manager \(section 3.6.7.9\)](#) event on the transaction manager communicating with a resource manager facet with the resource manager object.
- Otherwise, the message MUST be processed as an invalid message as specified in section [3.1.6](#).

#### **3.6.5.1.1.2 Receiving a TXUSER\_RESOURCEMANAGER\_MTAG\_REENLISTMENTCOMPLETE Message**

When the transaction manager communicating with a resource manager facet receives a [TXUSER\\_RESOURCEMANAGER\\_MTAG\\_REENLISTMENTCOMPLETE \(section 2.2.10.1.1.3\)](#) message, the transaction manager communicating with a resource manager MUST perform the following actions:

- If the connection state is Reenlisting:
  - Set the connection state to Active.
  - Signal the [Reenlist Complete \(section 3.6.7.15\)](#) event on the transaction manager communicating with a resource manager facet with the resource manager object that is referenced by the Connection-Specific Data field of the connection.
- Otherwise, the message MUST be processed as an invalid message as specified in section [3.1.6](#).

#### **3.6.5.1.1.3 Connection Disconnected**

When a [CONNTYPE\\_TXUSER\\_RESOURCEMANAGER \(section 2.2.10.1.1\)](#) connection is disconnected, the transaction manager communicating with a resource manager facet MUST:

- Set the connection state to Ended.
- Signal the [Resource Manager Down \(section 3.6.7.16\)](#) event on the transaction manager communicating with a resource manager facet with the resource manager object referenced by the Connection-Specific Data field of the connection.

#### **3.6.5.1.2 CONNTYPE\_TXUSER\_RESOURCEMANAGERINTERNAL as Acceptor**

For all messages received in this connection type, the transaction manager communicating with a resource manager facet MUST process the message as specified in section [3.1](#). The transaction manager communicating with a resource manager facet MUST additionally follow the processing rules as specified in the following sections.

##### **3.6.5.1.2.1 Receiving a TXUSER\_RESOURCEMANAGER\_MTAG\_CREATE Message**

When the transaction manager communicating with a resource manager facet receives a [TXUSER\\_RESOURCEMANAGER\\_MTAG\\_CREATE](#) message, the transaction manager communicating with a resource manager facet MUST perform the following actions:

- If the connection state is Idle:
  - Set the connection state to Creating.
  - Create a resource manager object using the following values:
    - The **guidRM** field from the message as the resource manager identifier.
    - The **guidSession** field from the message as the session identifier of the resource manager.
    - This connection.
  - Assign the resource manager object to the Connection-Specific Data field of the connection.
  - Signal the [Create Resource Manager \(section 3.6.7.9\)](#) event on the transaction manager communicating with a resource manager facet with the resource manager object.
- Otherwise, the message MUST be processed as an invalid message as specified in section [3.1.6](#).

#### **3.6.5.1.2.2 Receiving a TXUSER\_RESOURCEMANAGER\_MTAG\_REENLISTMENTCOMPLETE Message**

When the transaction manager communicating with a resource manager facet receives a [TXUSER\\_RESOURCEMANAGER\\_MTAG\\_REENLISTMENTCOMPLETE \(section 2.2.10.1.1.3\)](#) message, the transaction manager communicating with a resource manager facet MUST perform the following actions:

- If the connection state is Reenlisting:
  - Set the connection state to Active.
  - Signal the [Reenlist Complete \(section 3.6.7.15\)](#) event on the transaction manager communicating with a resource manager facet with the resource manager object that is referenced by the Connection-Specific Data field of the connection.
- Otherwise, the message MUST be processed as an invalid message as specified in section [3.1.6](#).

#### **3.6.5.1.2.3 Connection Disconnected**

When a [CONNTYPE\\_TXUSER\\_RESOURCEMANAGERINTERNAL \(section 2.2.10.1.2\)](#) connection is disconnected, the transaction manager communicating with a resource manager facet MUST:

- Set the connection state to Ended.
- Signal the [Resource Manager Down \(section 3.6.7.16\)](#) event on the transaction manager communicating with a resource manager facet with the resource manager object referenced by the Connection-Specific Data field of the connection.

### **3.6.5.2 Transaction Coordination**

#### **3.6.5.2.1 CONNTYPE\_TXUSER\_PHASE0 as Acceptor**

For all messages received in this connection type, the transaction manager communicating with a resource manager facet MUST process the message as specified in section [3.1](#). The transaction manager communicating with a resource manager facet MUST additionally follow the processing rules as specified in the following sections.

### 3.6.5.2.1.1 Receiving a TXUSER\_PHASE0\_MTAG\_CREATE Message

When the transaction manager receives a [TXUSER\\_PHASE0\\_MTAG\\_CREATE](#) message, the transaction manager communicating with a resource manager facet MUST perform the following actions:

- If the connection state is Idle:
  - Set the connection state to [Awaiting Create Response \(section 3.6.1.3.2\)](#).
  - Find the transaction object in the transaction table of the transaction manager using the **guidTx** field from the message.
  - If the transaction is not found:
    - Send a [TXUSER\\_PHASE0\\_MTAG\\_CREATE\\_TX\\_NOT\\_FOUND](#) message using the connection.
    - Set the connection state to Ended.
  - Otherwise:
    - Create a new Enlistment object with the following values:
      - The transaction manager communicating with a resource manager facet
      - The transaction object
      - The connection
    - Set the **Resource Manager Identifier** field of the Enlistment object to a NULL GUID.
    - Assign the new Enlistment object to the **enlistment** field of the connection.
    - Signal the [Create Phase Zero Enlistment](#) event on the [Core Transaction Manager Facet](#) with the Enlistment object.
- Otherwise, the message MUST be processed as an invalid message as specified in section [3.1.6](#).

### 3.6.5.2.1.2 Receiving a TXUSER\_PHASE0\_MTAG\_PHASE0REQDONE Message

When the transaction manager receives a [TXUSER\\_PHASE0\\_MTAG\\_PHASE0REQDONE](#) message, the transaction manager MUST perform the following actions:

- If the connection state is Awaiting Phase Zero Response:
  - Signal the [Enlistment Phase Zero Complete](#) event on the [Core Transaction Manager Facet](#) with the following arguments:
    - The Enlistment object that is referenced by this connection.
    - The completed outcome value
  - Set the connection state to Ended.
- Otherwise, the message MUST be processed as an invalid message as specified in section [3.1.6](#).

### 3.6.5.2.1.3 Receiving a TXUSER\_PHASE0\_MTAG\_UNENLIST Message

When the transaction manager receives a [TXUSER\\_PHASE0\\_MTAG\\_UNENLIST \(section 2.2.10.2.1.8\)](#) message, the transaction manager MUST perform the following actions:

- If the connection state is Active:
  - Signal the [Unenlist Phase Zero Enlistment \(section 3.2.7.34\)](#) event on the [Core Transaction Manager Facet \(section 1.3.3.3.1\)](#) with the Enlistment object that is referenced by this connection.
  - Set the connection state to Ended.
- If the connection state is Awaiting Phase Zero Response:
  - Signal the [Enlistment Phase Zero Complete \(section 3.2.7.17\)](#) event on the Core Transaction Manager Facet with the following arguments:
    - The Enlistment object that is referenced by this connection.
    - The completed outcome value.
  - Set the connection state to Ended.
- Otherwise, the message MUST be processed as an invalid message as specified in section [3.1.6](#).

### 3.6.5.2.1.4 Connection Disconnected

When a [CONNTYPE\\_TXUSER\\_PHASE0 \(section 2.2.10.2.1\)](#) connection is disconnected, the transaction manager communicating with a resource manager facet MUST perform the following actions:

- If the connection state is Awaiting Phase Zero Response:
  - Signal the [Enlistment Phase Zero Complete \(section 3.2.7.17\)](#) event on the [Core Transaction Manager Facet \(section 1.3.3.3.1\)](#) with the following arguments:
    - The Enlistment object that is referenced by this connection.
    - The aborted outcome value.
- Otherwise, if the connection state is [Active \(section 3.6.1.3.3\)](#):
  - Signal the [Enlistment Unilaterally Aborted \(section 3.2.7.19\)](#) event on the Core Transaction Manager Facet with the Enlistment object that is referenced by this connection.
- Finally, in all cases, the event MUST be processed as specified in section [3.1.8.3](#).

### 3.6.5.2.2 CONNTYPE\_TXUSER\_ENLISTMENT as Acceptor

For all messages that are received in this connection type, the transaction manager MUST process the message as specified in section [3.1](#). The transaction manager MUST additionally follow the processing rules as specified in the following sections.

### 3.6.5.2.2.1 Receiving a TXUSER\_ENLISTMENT\_MTAG\_ENLIST Message

When the transaction manager receives a [TXUSER\\_ENLISTMENT\\_MTAG\\_ENLIST](#) message, the transaction manager MUST perform the following actions:

- If the connection state is Idle:
  - Set the connection state to Processing Enlistment Request.
  - Find the transaction object in the transaction table of the transaction manager using the **guidTx** field from the message.
  - If the transaction is not found:
    - Send a [TXUSER\\_ENLIST\\_MTAG\\_ENLIST\\_TX\\_NOT\\_FOUND](#) message using the connection.
    - Set the connection state to Ended.
  - Otherwise:
    - Find the resource manager object in the transaction manager's Active Resource Manager table using the **guidRm** field from the message.
    - If the resource manager is not found:
      - Send a [TXUSER\\_ENLIST\\_MTAG\\_ENLIST\\_TOO\\_LATE](#) message using the connection.
      - Set the connection state to Ended.
    - Otherwise:
      - Create a new Enlistment object with the following values:
        - The transaction manager communicating with a resource manager facet
        - The transaction object
        - The connection
        - The **Resource Manager.Identifier** field of the resource manager object
      - Signal the [Create Subordinate Enlistment](#) event on the [Core Transaction Manager Facet](#) with the new enlistment object.
- Otherwise, the message MUST be processed as an invalid message as specified in section [3.1.6](#).

### 3.6.5.2.2.2 Receiving a TXUSER\_ENLISTMENT\_MTAG\_PREPAREREQDONE Message

When the transaction manager receives a [TXUSER\\_ENLISTMENT\\_MTAG\\_PREPAREREQDONE](#) (section [2.2.10.2.2.12](#)) message, the transaction manager MUST perform the following actions:

- If the connection state is Awaiting Prepare Response Aborted:
  - If the **prepareReqDone** field of the message is TXUSER\_ENLISTMENT\_PREPAREREQDONE\_OK:
    - Send a [TXUSER\\_ENLISTMENT\\_MTAG\\_ABORTREQ](#) (section [2.2.10.2.2.1](#)) message using the connection.

- Set the connection state to Awaiting Abort Response.
- Otherwise, set the connection state to Ended.
- If the connection state is Awaiting Single Phase Commit Response:
  - Signal the [Enlistment Phase One Complete \(section 3.2.7.16\)](#) event on the [Core Transaction Manager Facet \(section 1.3.3.3.1\)](#) with the following arguments:
    - The Enlistment object of the connection.
    - The [Phase One](#) outcome set to:
      - Committed if the **prepareReqDone** field from the message is TXUSER\_ENLISTMENT\_PREPAREREQDONE\_SINGLEPHASE\_COMMIT.
      - Aborted if the **prepareReqDone** field from the message is TXUSER\_ENLISTMENT\_PREPAREREQDONE\_ABORT.
      - Read Only if the **prepareReqDone** field from the message is TXUSER\_ENLISTMENT\_PREPAREREQDONE\_READONLY.
      - Prepared if the **prepareReqDone** field from the message is TXUSER\_ENLISTMENT\_PREPAREREQDONE\_OK.
    - If the **prepareReqDone** field from the message is set to TXUSER\_ENLISTMENT\_PREPAREREQDONE\_OK:
      - Set the connection state to Prepared.
    - Otherwise:
      - Set the connection state to Ended.
- If the connection state is Awaiting Prepare Response:
  - Signal the Enlistment Phase One Complete (section 3.2.7.16) event on the Core Transaction Manager Facet with the following arguments:
    - The Enlistment object of the connection.
    - The Phase One outcome set to:
      - Aborted if the **prepareReqDone** field is TXUSER\_ENLISTMENT\_PREPAREREQDONE\_ABORT.
      - Read Only if the **prepareReqDone** field is TXUSER\_ENLISTMENT\_PREPAREREQDONE\_READONLY.
      - Prepared if the **prepareReqDone** field is TXUSER\_ENLISTMENT\_PREPAREREQDONE\_OK.
    - If the **prepareReqDone** field from the message is set to TXUSER\_ENLISTMENT\_PREPAREREQDONE\_OK:
      - Set the connection state to Prepared.
    - Otherwise:

- Set the connection state to Ended.
- If the connection state is Awaiting Abort Response:
  - Ignore the message.
- Otherwise, the message MUST be processed as an invalid message as specified in section [3.1.6](#).

#### **3.6.5.2.2.3 Receiving a TXUSER\_ENLISTMENT\_MTAG\_COMMITREQDONE Message**

When the transaction manager receives a [TXUSER\\_ENLISTMENT\\_MTAG\\_COMMITREQDONE \(section 2.2.10.2.2.4\)](#) message, the transaction manager MUST perform the following action:

- If the connection state is Awaiting Commit Response:
  - Signal the [Enlistment Commit Complete \(section 3.2.7.15\)](#) event on the [Core Transaction Manager Facet \(section 1.3.3.3.1\)](#) with the Enlistment object of the connection.
  - Set the connection state to Ended.
- Otherwise, the message MUST be processed as an invalid message as specified in section [3.1.6](#).

#### **3.6.5.2.2.4 Receiving a TXUSER\_ENLISTMENT\_MTAG\_ABORTREQDONE Message**

When the transaction manager receives a [TXUSER\\_ENLISTMENT\\_MTAG\\_ABORTREQDONE](#) message, the transaction manager MUST perform the following actions:

- If the connection state is Awaiting Abort Response:
  - Signal the [Enlistment Rollback Complete](#) event on the [Core Transaction Manager Facet](#) with the Enlistment object of the connection.
  - Set the connection state to Ended.
- Otherwise, the message MUST be processed as an invalid message as specified in section [3.1.6](#).

#### **3.6.5.2.2.5 Connection Disconnected**

When a [CONNTYPE\\_TXUSER\\_ENLISTMENT \(section 2.2.10.2.2\)](#) connection is disconnected, the transaction manager MUST perform the following actions:

- If the connection state is either [Processing Enlistment Request \(section 3.6.1.4.2\)](#) or [Active \(section 3.6.1.4.3\)](#):
  - Signal the [Enlistment Unilaterally Aborted \(section 3.2.7.19\)](#) event on the [Core Transaction Manager Facet \(section 1.3.3.3.1\)](#) with the Enlistment object of the connection.
- Otherwise, if the connection state is [Awaiting Prepare Response \(section 3.6.1.4.5\)](#):
  - Signal the [Enlistment Phase One Complete \(section 3.2.7.16\)](#) event on the Core Transaction Manager Facet with the following arguments:
    - The Enlistment object of the connection
    - The aborted outcome
- Otherwise, if the connection state is [Awaiting Single-Phase Commit Response \(section 3.6.1.4.4\)](#):

- Signal the Enlistment Phase One Complete event on the Core Transaction Manager Facet with the following arguments:
  - The Enlistment object of the connection
  - The [In Doubt \(section 3.2.1.3.12\)](#) outcome
- Otherwise, if the connection state is [Awaiting Commit Response \(section 3.6.1.4.8\)](#), the transaction manager MUST perform the following action:
  - Add the Enlistment object of the connection to the **Failed to Notify List** of the transaction manager (section [3.6.1](#)).
- Otherwise, if the connection state is [Awaiting Abort Response \(section 3.6.1.4.9\)](#):
  - Signal the [Enlistment Rollback Complete \(section 3.2.7.18\)](#) event on the Core Transaction Manager Facet with the Enlistment object of the connection.
- Finally, in all cases, the event MUST be processed as specified in section [3.1.8.3](#).

### 3.6.5.3 Transaction Recovery

#### 3.6.5.3.1 CONNTYPE\_TXUSER\_REENLIST as Acceptor

For all messages received in this connection type, the transaction manager communicating with a resource manager facet MUST process the message as specified in section [3.1](#). The transaction manager communicating with a resource manager facet MUST additionally follow the processing rules as specified in the following sections.

##### 3.6.5.3.1.1 Receiving a TXUSER\_REENLIST\_MTAG\_REENLIST Message

When the transaction manager communicating with a resource manager facet receives a [TXUSER\\_REENLIST\\_MTAG\\_REENLIST](#) message, the transaction manager communicating with a resource manager facet MUST perform the following actions:

- If the connection state is Idle:
  - Set the connection state to [Processing Reenlist Request](#).
  - Look up a resource manager object in the Active Resource Manager table, using the **guidRm** field from the message as the key.
  - If the resource manager does not exist:
    - Send a [TXUSER\\_REENLIST\\_MTAG\\_REENLIST\\_ABORTED](#) message using the connection.
    - Set the connection state to Ended.
- Otherwise:
  - Look up a transaction object in the transaction table using the **guidTx** field from the message as the key.
  - If the transaction is not found:
    - Send a TXUSER\_REENLIST\_MTAG\_REENLIST\_ABORTED message using the connection.
    - Set the connection state to Ended.

- Find an Enlistment object in the transaction object's Phase Two Enlistment list whose Resource Manager field matches the resource manager object.
- If no Enlistment object is found:
  - Send a TXUSER\_REENLIST\_MTAG\_REENLIST\_ABORTED message using the connection.
  - Set the connection state to Ended.
- Otherwise:
  - Initialize the Reenlist Time-out timer providing the following arguments:
    - If the value of the **ulTimeout** field from the message is less than zero:
      - Use a value of zero.
    - Otherwise:
      - Use the **ulTimeout** field from the message.
    - The Enlistment object that is found in the Phase Two enlistment list.
  - Assign the Enlistment object to the **enlistment** field of the connection.
  - Assign the connection object to the **Enlistment Object.Connection** field of the enlistment.
  - Signal the [Request Transaction Outcome](#) event on the [Core Transaction Manager Facet](#) with the new Enlistment object.
- Otherwise, the message MUST be processed as an invalid message as specified in section [3.1.6](#).

#### 3.6.5.3.1.2 Connection Disconnected

This event MUST be processed as specified in section [3.1.8.3](#).

#### 3.6.5.4 Voting

##### 3.6.5.4.1 CONNTYPE\_TXUSER\_VOTER as Acceptor

For all messages that are received in this connection type, the transaction manager that is communicating with a resource manager facet MUST process the message as specified in section [3.1](#). The transaction manager communicating with a resource manager facet MUST additionally follow the processing rules as specified in the following sections.

##### 3.6.5.4.1.1 Receiving a TXUSER\_VOTER\_MTAG\_CREATE Message

When the transaction manager communicating with a resource manager facet receives a [TXUSER\\_VOTER\\_MTAG\\_CREATE](#) message, it MUST perform the following actions:

- If the connection state is Idle:
  - Set the connection state to Creating Voter.
  - Find the transaction object in the transaction manager's transaction table using the **guidTx** field from the message.

- If the transaction is not found:
  - Send a [TXUSER\\_VOTER\\_MTAG\\_CREATE\\_TX\\_NOT\\_FOUND](#) message using the connection.
  - Set the connection state to Ended.
- Otherwise:
  - Create a new Enlistment object with the following values:
    - The transaction manager communicating with a resource manager facet
    - The transaction object
    - The connection
  - Set the **Resource Manager Identifier** field of the Enlistment object to a NULL GUID.
  - Assign the new Enlistment object to the **enlistment** field of the connection.
  - Signal the [Create Voter Enlistment](#) event on the [Core Transaction Manager Facet](#) with the Enlistment object.
- Otherwise, the message MUST be processed as an invalid message as specified in section [3.1.6](#).

#### 3.6.5.4.1.2 Receiving a TXUSER\_VOTER\_MTAG\_VOTEREQDONE Message

When the transaction manager communicating with a resource manager facet receives a [TXUSER\\_VOTER\\_MTAG\\_VOTEREQDONE](#) message, the transaction manager communicating with a resource manager facet MUST perform the following actions:

- If the connection state is Awaiting Voter Response:
  - Set the connection state as follows:
    - If the **VoteReqDone** field from the message is TXUSER\_VOTER\_VOTEREQDONE\_ABORT or TXUSER\_VOTER\_VOTEREQDONE\_OK\_NONOTIFY:
      - Set the connection state to Ended.
    - Otherwise, If the **VoteReqDone** field from the message is TXUSER\_VOTER\_VOTEREQDONE\_OK:
      - Set the connection state to Awaiting Outcome.
  - Otherwise, the message MUST be processed as an invalid message, as specified in section [3.1.6](#).
- Signal the [Enlistment Vote Complete](#) event on the [Core Transaction Manager Facet](#) with the following arguments:
  - The Enlistment object that is referenced by this connection.
  - The Vote outcome, which MUST be set to:
    - Prepared if the **VoteReqDone** field from the message is TXUSER\_VOTER\_VOTEREQDONE\_OK.

- Aborted if the **VoteReqDone** field from the message is TXUSER\_VOTER\_VOTEREQDONE\_ABORT.
- Read-only if the **VoteReqDone** field from the message is TXUSER\_VOTER\_VOTEREQDONE\_OK\_NONOTIFY.
- Otherwise, the message MUST be processed as an invalid message as specified in section [3.1.6](#).

#### 3.6.5.4.1.3 Connection Disconnected

When a [CONNTYPE\\_TXUSER\\_VOTER \(section 2.2.10.4.1\)](#) connection is disconnected, the transaction manager communicating with a resource manager facet MUST perform the following actions:

- If the connection state is either [Active \(section 3.6.1.6.3\)](#) or Awaiting Voter Response:
  - Signal the [Enlistment Unilaterally Aborted \(section 3.2.7.19\)](#) event on the [Core Transaction Manager Facet \(section 1.3.3.3.1\)](#) with the Enlistment object that is referenced by this connection.
- Finally, in all cases, the event MUST be processed as specified in section [3.1.8.3](#).

### 3.6.6 Timer Events

#### 3.6.6.1 Reenlist Timeout Timer

When this timer expires, the transaction manager communicating with a resource manager facet MUST perform the following actions:

- Send a [TXUSER\\_REENLIST\\_MTAG\\_REENLIST\\_TIMEOUT \(section 2.2.10.3.1.4\)](#) message using the connection that is referenced by the provided Enlistment object.
- Set the transaction state to [Ended \(section 3.2.1.3.14\)](#).

### 3.6.7 Other Local Events

A transaction manager communicating with a resource manager facet MUST be prepared to process the local events that are defined in the following sections.

The transaction manager communicating with a resource manager MUST be prepared to process local events pertaining to Phase Zero functionality only on versions where the connection type [CONNTYPE\\_TXUSER\\_PHASE0](#) is supported. Section [2.2.1.1.3](#) defines protocol version support for this connection type. The following local events are affected:

- [Create Phase Zero Enlistment Success](#)
- [Create Phase Zero Enlistment Failure](#)
- [Begin Phase Zero](#)
- [Phase Zero Aborted](#)

#### 3.6.7.1 Begin Commit

The Begin Commit event MUST be signaled with the following arguments:

- An Enlistment object

If the Begin Commit event is signaled, the transaction manager MUST perform the following actions:

- If the connection of the provided enlistment is of type [CONNTYPE\\_TXUSER\\_VOTER \(section 2.2.10.4.1\)](#):
  - Send a [TXUSER\\_STATUS\\_MTAG\\_COMMITTED \(section 2.2.10.4.1.2\)](#) message using the connection.
  - Set the connection state to Ended.
- Otherwise, if the connection of the provided enlistment is of type [CONNTYPE\\_TXUSER\\_ENLISTMENT \(section 2.2.10.2.2\)](#):
  - If the connection state is Ended:
    - Add the provided Enlistment object to the **Failed to Notify List** of the transaction manager (section [3.6.1](#)).
  - Otherwise:
    - Send a [TXUSER\\_ENLISTMENT\\_MTAG\\_COMMITREQ \(section 2.2.10.2.2.3\)](#) message using the connection.
    - Set the connection state to [Awaiting Commit Response \(section 3.6.1.4.8\)](#).
- Otherwise, if the connection of the provided enlistment is of type [CONNTYPE\\_TXUSER\\_REENLIST \(section 2.2.10.3.1\)](#):
  - If the connection state is [Processing Reenlist Request \(section 3.6.1.5.2\)](#):
    - Send a [TXUSER\\_REENLIST\\_MTAG\\_REENLIST\\_COMMITTED \(section 2.2.10.3.1.3\)](#) message using the connection.
    - Set the connection state to Ended.
  - Otherwise:
    - Ignore the signal.

### 3.6.7.2 Begin In Doubt

The Begin In Doubt event MUST be signaled with the following arguments:

- An Enlistment object

If the Begin In Doubt event is signaled, the transaction manager MUST perform the following actions:

- Send a [TXUSER\\_STATUS\\_MTAG\\_INDOUBT](#) message using the connection of the provided enlistment.
- Set the connection state to Ended.

### 3.6.7.3 Begin Phase One

The Begin Phase One event MUST be signaled with the following arguments:

- An Enlistment object

- A Boolean value indicating whether or not the transaction manager communicating with a resource manager facet attempts to make an Enlistment single-phase commit request.

If the Begin Phase One event is signaled, the transaction manager **MUST** perform the following actions:

- If the connection state of the enlistment is Active:
  - If the provided Single Phase Commit flag (defined in section [3.2.1](#)) is true:
    - Send a [TXUSER\\_ENLISTMENT\\_MTAG\\_PREPAREREQ \(section 2.2.10.2.2.11\)](#) message using the connection of the provided enlistment.
      - The **fSinglePhase** field **MUST** be set to a nonzero value.
      - Set the **grfRM** field to the **GRFRM** field of the transaction object referenced by the Enlistment object.
    - Set the connection state to Awaiting Single Phase Commit Response.
  - Otherwise:
    - Send a TXUSER\_ENLISTMENT\_MTAG\_PREPAREREQ (section 2.2.10.2.2.11) message using the connection of the provided enlistment.
      - The **fSinglePhase** field **MUST** be set to 0.
      - Set the **grfRM** field to the **GRFRM** field of the transaction object referenced by the Enlistment object.
    - Set the connection state to Awaiting Prepare Response.
- Otherwise, ignore the event.

#### 3.6.7.4 Begin Phase Zero

The Begin Phase Zero event **MUST** be signaled with the following arguments:

- An Enlistment object

If the Begin Phase Zero event is signaled, the transaction manager **MUST** perform the following actions:

- If the connection state is Active:
  - Send a [TXUSER\\_PHASE0\\_MTAG\\_PHASE0REQ](#) message using the connection of the provided enlistment.
  - Set the connection state to Awaiting Phase Zero Response.
- Otherwise:
  - Ignore the event.

#### 3.6.7.5 Begin Rollback

The Begin Rollback event **MUST** be signaled with the following arguments:

- An Enlistment object

If the Begin Rollback event is signaled, the transaction manager MUST perform the following actions:

- If the connection of the provided enlistment is of type [CONNTYPE\\_TXUSER\\_VOTER](#):
  - Send a [TXUSER\\_STATUS\\_MTAG\\_ABORTED](#) message using the connection.
  - Set the connection state to Ended.
- Otherwise, if the connection of the provided enlistment is of type [CONNTYPE\\_TXUSER\\_ENLISTMENT](#):
  - If the connection state is Idle:
    - Signal the [Enlistment Rollback Complete](#) event on the [Core Transaction Manager Facet](#) with the provided Enlistment object.
  - Otherwise:
    - If the connection state is Active or Prepared:
      - Send a [TXUSER\\_ENLISTMENT\\_MTAG\\_ABORTREQ](#) message using the connection.
      - Set the connection state to Awaiting Abort Response.
    - Otherwise, if the connection state is Awaiting Prepare Response:
      - Set the connection state to Awaiting Prepare Response Aborted.
- Otherwise, if the connection of the provided enlistment is of type [CONNTYPE\\_TXUSER\\_REENLIST](#):
  - If the connection state is Processing Reenlist Request:
    - Send a [TXUSER\\_REENLIST\\_MTAG\\_REENLIST\\_ABORTED](#) message using the connection.
    - Set the connection state to Ended.
  - Otherwise, ignore the signal.

### 3.6.7.6 Begin Voting

The Begin Voting event MUST be signaled with the following arguments:

- An Enlistment object

If the Begin Voting event is signaled, the transaction manager MUST perform the following actions:

- If the connection state is Active:
  - Send a [TXUSER\\_VOTER\\_MTAG\\_VOTERREQ](#) message using the connection of the provided enlistment.
  - Set the connection state to Awaiting Voter Response.
- Otherwise, ignore the event.

### 3.6.7.7 Create Phase Zero Enlistment Failure

The Create Phase Zero Enlistment Failure event MUST be signaled with the following arguments:

- An Enlistment object.
- A value indicating the failure reason. The reason MUST be set to one of the following values:
  - Too Late
  - Tx Not Found

If the Create Phase Zero Enlistment Failure event is signaled, the transaction manager MUST perform the following actions:

- If the connection state is [Awaiting Create Response \(section 3.6.1.3.2\)](#):
  - Send the matching message for the following reason codes using the connection of the provided enlistment:
    - Too Late: [TXUSER PHASE0 MTAG CREATE TOO LATE \(section 2.2.10.2.1.2\)](#).
    - Tx Not Found: [TXUSER PHASE0 MTAG CREATE TX NOT FOUND \(section 2.2.10.2.1.3\)](#)
  - Set the connection state to Ended.
- Otherwise, ignore the event.

### 3.6.7.8 Create Phase Zero Enlistment Success

The Create Phase Zero Enlistment Success event MUST be signaled with the following arguments:

- An Enlistment object

If the Create Phase Zero Enlistment Success event is signaled, the transaction manager MUST perform the following actions:

- If the connection state is [Awaiting Create Response \(section 3.6.1.3.2\)](#):
  - Send a [TXUSER PHASE0 MTAG CREATED](#) message using the connection of the provided enlistment.
  - Set the connection state to Active.
- Otherwise, ignore the event.

### 3.6.7.9 Create Resource Manager

The Create Resource Manager event MUST be signaled with the following arguments:

- A resource manager object

If the Create Resource Manager event is signaled, the transaction manager communicating with a resource manager facet MUST perform the following actions:

- Search for a resource manager object in the transaction manager's Active Resource Manager table with the same resource manager identifier as the provided resource manager object.

- If such a resource manager object is found in the table:
  - If the connection object that is referenced by the found resource manager object is of type [CONNTYPE\\_TXUSER\\_RESOURCEMANAGERINTERNAL \(section 2.2.10.1.2\)](#):
    - If the connection state of the found resource manager object is either Reenlisting or Active:
      - Send a [TXUSER\\_RESOURCEMANAGERINTERNAL\\_MTAG\\_DUPLICATEDETECTED \(section 2.2.10.1.2.1\)](#) message using the connection object that is referenced by the found resource manager object.
      - Send a [TXUSER\\_RESOURCEMANAGER\\_MTAG\\_DUPLICATE \(section 2.2.10.1.1.2\)](#) message using the connection object that is referenced by the provided resource manager object. Set the state of the connection object that referenced the provided resource manager object to Ended.
      - Set the state of the connection object that referenced the provided resource manager object to Ended.
    - Otherwise,
      - Send a TXUSER\_RESOURCEMANAGER\_MTAG\_DUPLICATE (section 2.2.10.1.1.2) message using the connection object that is referenced by the provided resource manager object.
      - Set the state of the connection object that referenced the provided resource manager object to Ended.
- Otherwise
  - If the connection state is Creating:
    - Add the provided resource manager object to the Active Resource Manager table, using the resource manager identifier field as the key.
    - Send a [TXUSER\\_RESOURCEMANAGER\\_MTAG\\_REQUEST\\_COMPLETE \(section 2.2.10.1.1.4\)](#) message using the connection.
    - Set the connection state to Reenlisting.

### 3.6.7.10 Create Subordinate Enlistment Failure

The Create Subordinate Enlistment Failure event MUST be signaled with the following arguments:

- An Enlistment object.
- A value indicating the failure reason. The reason MUST be set to one of the following values:
  - Log Full
  - Too Late
  - Too Many

If the Create Subordinate Enlistment Failure event is signaled, the transaction manager MUST perform the following actions:

- If the connection state is Processing Enlistment Request:

- Send the matching message for the following reason codes using the connection of the provided enlistment:
  - Log Full: [TXUSER\\_ENLISTMENT\\_MTAG\\_ENLIST\\_LOG\\_FULL](#)
  - Too Late: [TXUSER\\_ENLISTMENT\\_MTAG\\_ENLIST\\_TOO\\_LATE](#)
  - Too Many: [TXUSER\\_ENLISTMENT\\_MTAG\\_ENLIST\\_TOO\\_MANY](#)
- Set the connection state to Ended.
- Otherwise, ignore the event.

#### **3.6.7.11 Create Subordinate Enlistment Success**

The Create Subordinate Enlistment Success event MUST be signaled with the following arguments:

- An Enlistment object

If the Create Subordinate Enlistment Success event is signaled, the transaction manager MUST perform the following actions:

- If the connection state is Processing Enlistment Request:
  - Send a [TXUSER\\_ENLISTMENT\\_MTAG\\_ENLISTED](#) message using the connection of the provided enlistment.
  - Set the connection state to Active.
- Otherwise, ignore the event.

#### **3.6.7.12 Create Voter Enlistment Failure**

The Create Voter Enlistment Failure event MUST be signaled with the following arguments:

- An Enlistment object
- A value indicating the failure reason. The reason MUST be set to the following value:
  - Too Late

If the Create Voter Enlistment Failure event is signaled, the transaction manager MUST perform the following actions:

- If the connection state is Creating Voter:
  - Send the [TXUSER\\_VOTER\\_MTAG\\_CREATE\\_TOO\\_LATE \(section 2.2.10.4.1.5\)](#) message using the connection of the provided enlistment:
  - Set the connection state to Ended.
- Otherwise, ignore the event.

#### **3.6.7.13 Create Voter Enlistment Success**

The Create Voter Enlistment Success event MUST be signaled with the following arguments:

- An Enlistment object

If the Create Voter Enlistment Success event is signaled, the Transaction Manager MUST perform the following actions:

- If the connection state is Creating Voter:
  - Send a [TXUSER\\_VOTER\\_MTAG\\_CREATED \(section 2.2.10.4.1.7\)](#) message using the connection of the provided enlistment.
  - Set the connection state to Active.
- Otherwise, ignore the event.

#### 3.6.7.14 Phase Zero Aborted

The Phase Zero Aborted event MUST be signaled with the following arguments:

- An Enlistment object

If the Phase Zero Aborted event is signaled, the transaction manager MUST perform the following actions:

- If the connection state is Active:
  - Send a [TXUSER\\_PHASE0\\_MTAG\\_PHASE0REQ\\_ABORT](#) message using the connection of the provided enlistment.
  - Set the connection state to ended.
- Otherwise, ignore the event.

#### 3.6.7.15 Reenlist Complete

The Reenlist Complete event MUST be signaled with the following arguments:

- A resource manager object

If the Reenlist Complete event is signaled, the transaction manager communicating with a resource manager facet MUST perform the following actions:

- For each enlistment in the **Failed to Notify List** of the transaction manager (section [3.6.1](#)):
  - If the **Resource Manager Identifier** field of the Enlistment object matches the provided **Resource Manager Object.Identifier** field:
    - Signal the [Enlistment Commit Complete](#) event on the [Core Transaction Manager Facet](#) providing the Enlistment object.
  - Remove the Enlistment object from the **Failed to Notify List**.
- Send a [TXUSER\\_RESOURCEMANAGER\\_MTAG\\_REQUEST\\_COMPLETE](#) message using the connection of the provided resource manager.
- Set the connection state to Reenlisting.

#### 3.6.7.16 Resource Manager Down

The Resource Manager Down event MUST be signaled with the following arguments:

- A resource manager object

If the Resource Manager Down event is signaled, the transaction manager communicating with a resource manager facet **MUST** perform the following actions:

- For each enlistment in the **Failed to Notify List** of the transaction manager (section [3.6.1](#)):
  - If the Enlistment object's **Resource Manager Identifier** field matches the provided resource manager object's **Resource Manager Object.Identifier** field:
    - Set the state of the connection object referenced by the Enlistment object to Ended.
- Search for a resource manager object in the manager's **Active Resource Manager Table** with the same resource manager identifier as the provided resource manager object.
- If such a resource manager object is found in the table, remove the resource manager object from the table.

## 3.7 Superior Transaction Manager Facet Details

### 3.7.1 Abstract Data Model

This section describes a conceptual model of possible data organization that an implementation maintains to participate in this protocol. The described organization is provided to facilitate the explanation of how the protocol behaves. This document does not mandate that implementations adhere to this model as long as their external behavior is consistent with that described in this document.

Note that the abstract data model can be implemented in a variety of ways. This protocol does not prescribe or advocate any specific implementation technique.

The superior transaction manager facet **MUST** maintain all the data elements that are specified in sections [3.1.1](#) and [3.2.1](#).

The Superior Transaction Manager facet **MUST** also maintain the following data elements:

Enlistment objects that are created by the superior transaction manager facet **MUST** provide the following properties as specified in [3.1.1](#):

- **Name:** The Hostname field in the Enlistment object's connection object
- **Enlistment Object.Identifier:** An empty string

The superior transaction manager **MUST** provide the states that are defined in the following sections for its supported connection types. [Version-Specific Aspects of Connection Types Relevant to a Transaction Manager \(section 2.2.1.1.2\)](#) defines the connection types that a superior transaction manager **MUST** provide for each supported protocol version.

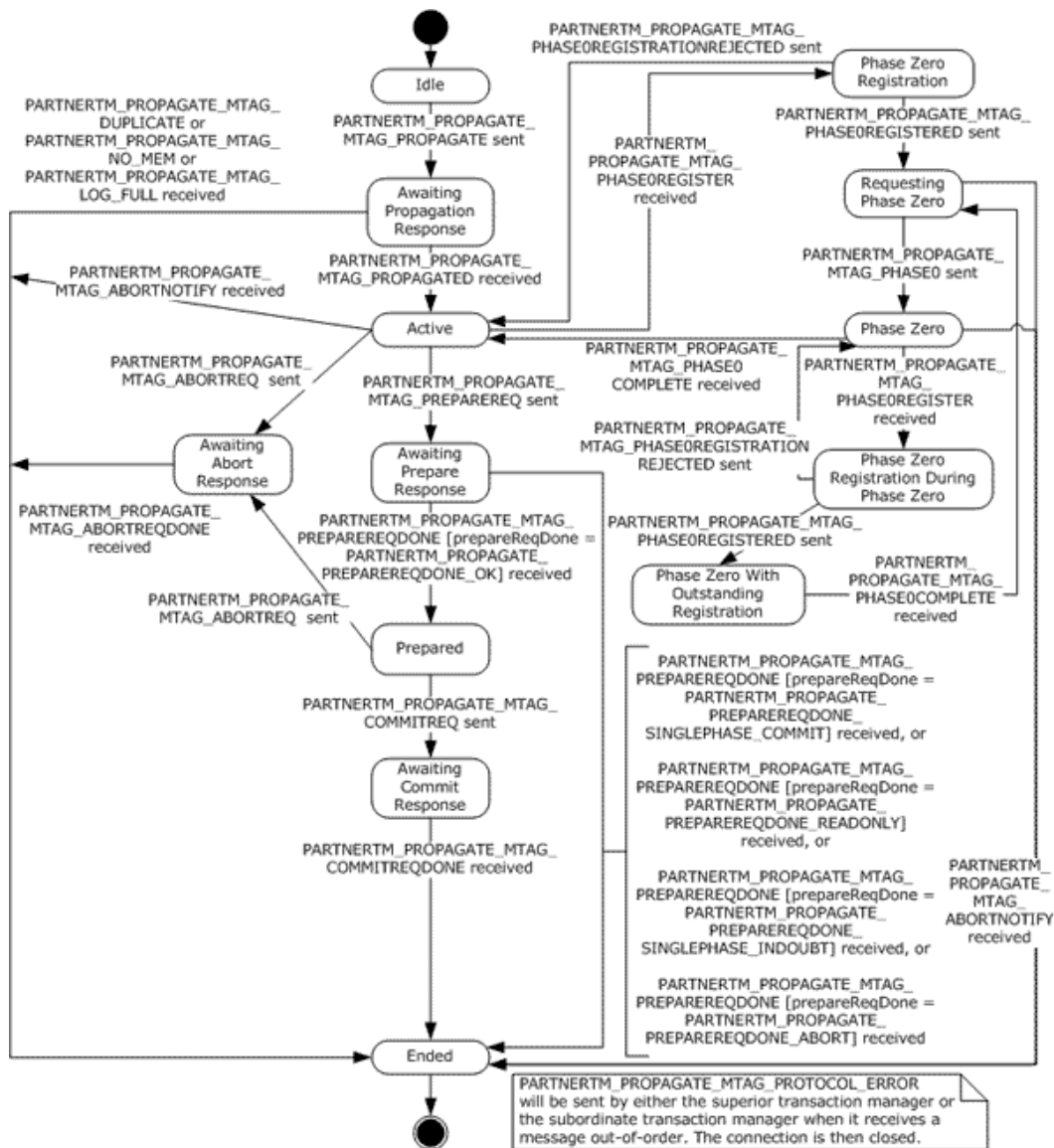
#### 3.7.1.1 CONNTYPE\_PARTNERTM\_PROPAGATE Initiator States

The superior transaction manager **MUST** act as an initiator for the [CONNTYPE PARTNERTM PROPAGATE \(section 2.2.9.1.1.1\)](#) connection type. In this role, the superior transaction manager **MUST** provide support for the states in this section:

- [Idle \(section 3.7.1.1.1\)](#)
- [Awaiting Propagation Response \(section 3.7.1.1.2\)](#)

- [Active \(section 3.7.1.1.3\)](#)
- [Awaiting Abort Response \(section 3.7.1.1.4\)](#)
- [Phase Zero Registration \(section 3.7.1.1.5\)](#)
- [Requesting Phase Zero \(section 3.7.1.1.6\)](#)
- [Phase Zero \(section 3.7.1.1.7\)](#)
- [Phase Zero Registration During Phase Zero \(section 3.7.1.1.8\)](#)
- [Phase Zero with Outstanding Registration \(section 3.7.1.1.9\)](#)
- [Awaiting Prepare Response \(section 3.7.1.1.10\)](#)
- [Prepared \(section 3.7.1.1.11\)](#)
- [Awaiting Commit Response \(section 3.7.1.1.12\)](#)
- [Ended \(section 3.7.1.1.13\)](#)

The following illustration shows the relationship between the CONNTYPE\_PARTNERTM\_PROPAGATE initiator states.



**Figure 57: CONNTYPE\_PARTNERTM\_PROPAGATE initiator states**

### 3.7.1.1.1 Idle

This is the initial state. The following event is processed in this state:

- [Propagate Transaction \(section 3.7.7.10\)](#)

### 3.7.1.1.2 Awaiting Propagation Response

The following events are processed in this state:

- [Receiving a PARTNERTM\\_PROPAGATE\\_MTAG\\_PROPAGATED Message \(section 3.7.5.1.1.1.1\)](#)

- [Receiving a PARTNERTM\\_PROPAGATE\\_MTAG\\_DUPLICATE, PARTNERTM\\_PROPAGATE\\_MTAG\\_NO\\_MEM, or PARTNERTM\\_PROPAGATE\\_MTAG\\_LOG\\_FULL Message \(section 3.7.5.1.1.1.2\)](#)

### **3.7.1.1.3 Active**

The following events are processed in this state:

- [Receiving PARTNERTM\\_PROPAGATE\\_MTAG\\_PHASE0REGISTER \(section 3.7.5.1.1.1.3\)](#)
- [Receiving PARTNERTM\\_PROPAGATE\\_MTAG\\_ABORTNOTIFY \(section 3.7.5.1.1.1.4\)](#)
- [Begin Phase One \(section 3.7.7.2\)](#).
- [Begin Rollback \(section 3.7.7.4\)](#)

### **3.7.1.1.4 Awaiting Abort Response**

The following event is processed in this state:

- [Receiving PARTNERTM\\_PROPAGATE\\_MTAG\\_ABORTREQDONE \(section 3.7.5.1.1.1.3\)](#)

### **3.7.1.1.5 Phase Zero Registration**

The following events are processed in this state:

- [Create Phase Zero Enlistment Success \(section 3.7.7.6\)](#)
- [Create Phase Zero Enlistment Failure \(section 3.7.7.5\)](#)

### **3.7.1.1.6 Requesting Phase Zero**

The following events are processed in this state:

- [Receiving PARTNERTM\\_PROPAGATE\\_MTAG\\_ABORTNOTIFY \(section 3.7.5.1.1.1.3\)](#)
- [Begin Phase Zero \(section 3.7.7.3\)](#)
- [Receiving PARTNERTM\\_PROPAGATE\\_MTAG\\_PROTOCOL\\_ERROR \(section 3.7.5.1.1.1.4\)](#)

### **3.7.1.1.7 Phase Zero**

The following events are processed in this state:

- [Receiving a PARTNERTM\\_PROPAGATE\\_MTAG\\_PHASE0COMPLETE \(section 3.7.5.1.1.1.3\)](#)
- Receiving a PARTNERTM\_PROPAGATE\_MTAG\_PHASE0REGISTER (section 3.7.5.1.1.1.3)
- [Receiving a PARTNERTM\\_PROPAGATE\\_MTAG\\_PROTOCOL\\_ERROR \(section 3.7.5.1.1.1.4\)](#)
- Receiving a PARTNERTM\_PROPAGATE\_MTAG\_ABORTNOTIFY (section 3.7.5.1.1.1.3)

### **3.7.1.1.8 Phase Zero Registration During Phase Zero**

The following events are processed in this state:

- [Create Phase Zero Enlistment Success \(section 3.7.7.6\)](#)

- [Create Phase Zero Enlistment Failure \(section 3.7.7.5\)](#)

#### **3.7.1.1.9 Phase Zero with Outstanding Registration**

The following events are processed in this state:

- [Receiving PARTNERTM\\_PROPAGATE\\_MTAG\\_PHASE0COMPLETE \(section 3.7.5.1.1.1.3\)](#).
- [Receiving PARTNERTM\\_PROPAGATE\\_MTAG\\_PROTOCOL\\_ERROR \(section 3.7.5.1.1.1.4\)](#)

#### **3.7.1.1.10 Awaiting Prepare Response**

The following events are processed in this state:

- [Receiving PARTNERTM\\_PROPAGATE\\_MTAG\\_PREPAREREQDONE \(section 3.7.5.1.1.1.3\)](#)
- [Receiving PARTNERTM\\_PROPAGATE\\_MTAG\\_PROTOCOL\\_ERROR \(section 3.7.5.1.1.1.4\)](#)

#### **3.7.1.1.11 Prepared**

The following events are processed in this state:

- [Begin Commit \(section 3.7.7.1\)](#)
- [Begin Rollback \(section 3.7.7.4\)](#)

#### **3.7.1.1.12 Awaiting Commit Response**

The following events are processed in this state:

- [Receiving PARTNERTM\\_PROPAGATE\\_MTAG\\_COMMITREQDONE \(section 3.7.5.1.1.1.3\)](#)
- [Receiving PARTNERTM\\_PROPAGATE\\_MTAG\\_PROTOCOL\\_ERROR \(section 3.7.5.1.1.1.4\)](#)

#### **3.7.1.1.13 Ended**

This is the final state.

### **3.7.1.2 CONNTYPE\_PARTNERTM\_BRANCH Acceptor States**

The superior transaction manager MUST act as an acceptor for the [CONNTYPE\\_PARTNERTM\\_BRANCH \(section 2.2.9.1.2.1\)](#) connection type. In this role, the superior transaction manager MUST provide support for the states in this section.

The following figure shows the relationship between the CONNTYPE\_PARTNERTM\_BRANCHacceptor states.



### 3.7.1.2.3 Active

The following events are processed in this state:

- [Receiving PARTNERTM\\_PROPAGATE\\_MTAG\\_PHASE0REGISTER \(section 3.7.5.1.2.1.2\)](#)
- [Receiving PARTNERTM\\_PROPAGATE\\_MTAG\\_ABORTNOTIFY \(section 3.7.5.1.2.1.4\)](#)
- [Begin Phase One \(section 3.7.7.2\)](#)
- [Begin Rollback \(section 3.7.7.4\).](#)

### 3.7.1.2.4 Awaiting Abort Response

The following event is processed in this state:

- [Receiving PARTNERTM\\_PROPAGATE\\_MTAG\\_ABORTREQDONE \(section 3.7.5.1.2.1.5\)](#)

### 3.7.1.2.5 Phase Zero Registration

The following events are processed in this state:

- [Create Phase Zero Enlistment Success \(section 3.7.7.6\)](#)
- [Create Phase Zero Enlistment Failure \(section 3.7.7.5\)](#)

### 3.7.1.2.6 Requesting Phase Zero

The following events are processed in this state:

- [Receiving PARTNERTM\\_PROPAGATE\\_MTAG\\_ABORTNOTIFY \(section 3.7.5.1.2.1.4\)](#)
- [Begin Phase Zero \(section 3.7.7.3\)](#)
- [Receiving PARTNERTM\\_PROPAGATE\\_MTAG\\_PROTOCOL\\_ERROR \(section 3.7.5.1.2.1.8\)](#)

### 3.7.1.2.7 Phase Zero

The following events are processed in this state:

- [Receiving PARTNERTM\\_PROPAGATE\\_MTAG\\_PHASE0COMPLETE \(section 3.7.5.1.2.1.3\)](#)
- [Receiving PARTNERTM\\_PROPAGATE\\_MTAG\\_PHASE0REGISTER \(section 3.7.5.1.2.1.2\)](#)
- [Receiving PARTNERTM\\_PROPAGATE\\_MTAG\\_PROTOCOL\\_ERROR \(section 3.7.5.1.2.1.8\)](#)
- [Receiving PARTNERTM\\_PROPAGATE\\_MTAG\\_ABORTNOTIFY \(section 3.7.5.1.2.1.4\)](#)

### 3.7.1.2.8 Phase Zero Registration During Phase Zero

The following events are processed in this state:

- [Create Phase Zero Enlistment Success \(section 3.7.7.6\)](#)
- [Create Phase Zero Enlistment Failure \(section 3.7.7.5\)](#)

### 3.7.1.2.9 Phase Zero with Outstanding Registration

The following events are processed in this state:

- [Receiving PARTNERTM PROPAGATE MTAG PHASE0COMPLETE \(section 3.7.5.1.2.1.3\)](#)
- [Receiving PARTNERTM PROPAGATE MTAG PROTOCOL ERROR \(section 3.7.5.1.2.1.8\)](#)

### 3.7.1.2.10 Awaiting Prepare Response

The following events are processed in this state:

- [Receiving PARTNERTM PROPAGATE MTAG PREPAREREQDONE \(section 3.7.5.1.2.1.6\)](#)
- [Receiving PARTNERTM PROPAGATE MTAG PROTOCOL ERROR \(section 3.7.5.1.2.1.8\)](#)

### 3.7.1.2.11 Prepared

The following events are processed in this state:

- [Begin Commit \(section 3.7.7.1\)](#)
- [Begin Rollback \(section 3.7.7.4\)](#)

### 3.7.1.2.12 Awaiting Commit Response

The following events are processed in this state:

- [Receiving a PARTNERTM PROPAGATE MTAG COMMITREQDONE \(section 3.7.5.1.2.1.7\)](#)
- [Receiving a PARTNERTM PROPAGATE MTAG PROTOCOL ERROR \(section 3.7.5.1.2.1.8\)](#)

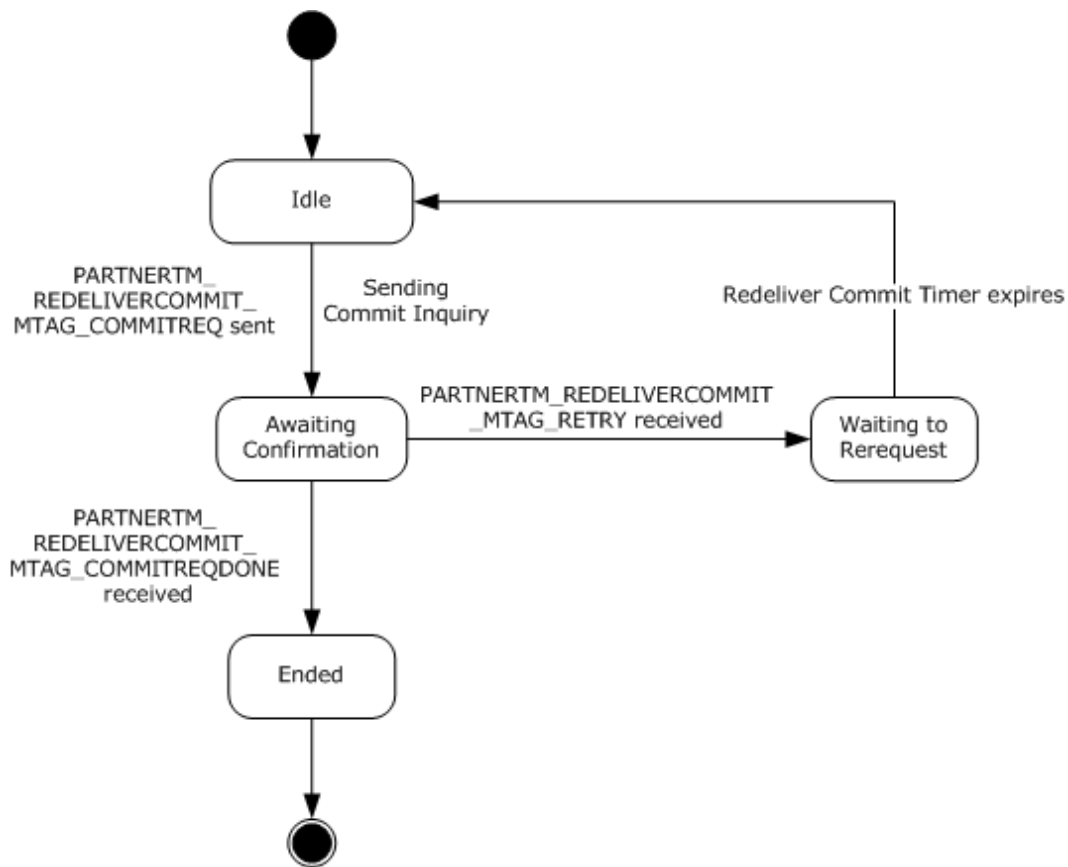
### 3.7.1.2.13 Ended

This is the final state.

## 3.7.1.3 CONNTYPE\_PARTNERTM\_REDELIVERCOMMIT Initiator States

The superior transaction manager MUST act as an initiator for the [CONNTYPE\\_PARTNERTM\\_REDELIVERCOMMIT](#) connection type. In this role, the superior transaction manager MUST provide support for the states in this section.

The following figure shows the relationship between the CONNTYPE\_PARTNERTM\_REDELIVERCOMMIT initiator states.



**Figure 59: CONNTYPE\_PARTNERTM\_REDELIVERCOMMIT initiator states**

#### 3.7.1.3.1 Idle

This is the initial state. The following event is processed in this state:

- [Begin Commit \(section 3.7.7.1\)](#)

#### 3.7.1.3.2 Awaiting Confirmation

The following events are processed in this state:

- [Receiving a PARTNERTM\\_REDELIVERCOMMIT\\_MTAG\\_COMMITREQDONE \(section 3.7.5.1.2.1.7\)](#)
- [Receiving a PARTNERTM\\_REDELIVERCOMMIT\\_MTAG\\_RETRY Message \(section 3.7.5.2.1.2\)](#)

#### 3.7.1.3.3 Waiting to Rerequest

The following event is processed in this state:

- [Redeliver Commit Timer \(section 3.7.6.1\)](#)

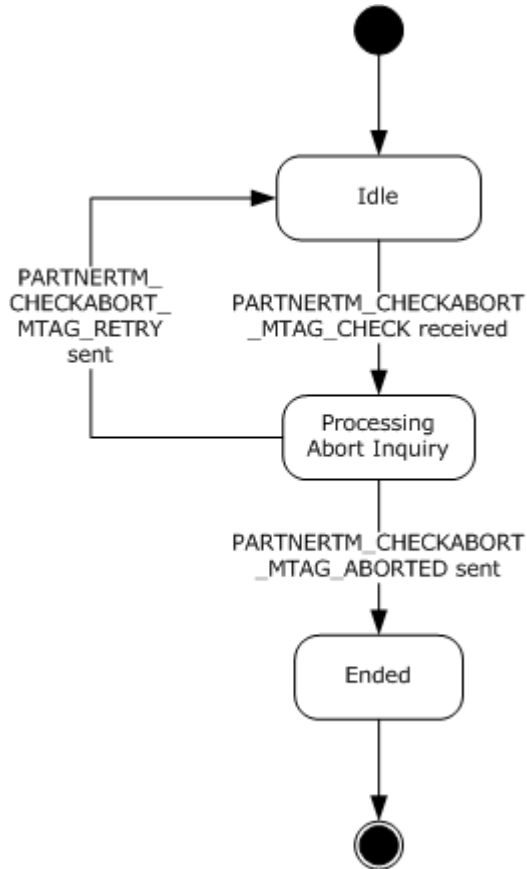
#### 3.7.1.3.4 Ended

This is the final state.

### 3.7.1.4 CONNTYPE\_PARTNERTM\_CHECKABORT Acceptor States

The superior transaction manager MUST act as an acceptor for the [CONNTYPE PARTNERTM CHECKABORT \(section 2.2.9.2.1.1\)](#) connection type. In this role, the superior transaction manager MUST provide support for the states in this section.

The following figure shows the relationship between the CONNTYPE\_PARTNERTM\_CHECKABORT acceptor states.



**Figure 60: CONNTYPE\_PARTNERTM\_CHECKABORT acceptor states**

#### 3.7.1.4.1 Idle

This is the initial state. The following event is processed in this state:

- [Receiving a PARTNERTM\\_CHECKABORT\\_MTAG\\_CHECK Message \(section 3.7.5.2.1.1.1\)](#)

#### 3.7.1.4.2 Processing Abort Inquiry

This is a transient state that is assumed during the processing of a request for check abort. No specific events are processed in this state.

#### 3.7.1.4.3 Ended

This is the final state.

## 3.7.2 Timers

The superior transaction manager facet MUST provide the following [Redeliver Commit Timer](#).

### 3.7.2.1 Redeliver Commit Timer

This timer MUST be set when the [Superior Transaction Manager Facet \(section 1.3.3.3.4\)](#) receives a [PARTNERTM\\_REDELIVERCOMMIT\\_MTAG\\_RETRY \(section 2.2.9.2.2.1.3\)](#) message on a [CONNTYPE\\_PARTNERTM\\_REDELIVERCOMMIT \(section 2.2.9.2.2.1\)](#) connection. The timer MUST be canceled when the [CONNTYPE\\_PARTNERTM\\_REDELIVERCOMMIT \(section 2.2.9.2.2.1\)](#) connection is disconnected.

The default, minimum, and maximum values of the timer are implementation-specific. [<36>](#)

When the timer is initialized, the Superior Transaction Manager Facet MUST provide an Enlistment object to associate with the timer. When the timer expires, the same Enlistment object MUST be provided alongside the timer notification. The Superior Transaction Manager Facet MUST provide a distinct Redeliver Commit Timer instance for each [CONNTYPE\\_PARTNERTM\\_REDELIVERCOMMIT](#) connection.

### 3.7.3 Initialization

When the superior transaction manager facet is initialized:

- The superior transaction manager facet MUST examine the following security flags on the core transaction manager and perform the following actions:
  - If one of the Allow Network Access, Allow Network Transactions, or Allow Outbound Transactions flags is set to false:
    - For the following connection type, the superior transaction manager MUST refuse to accept incoming connections from remote machines as specified in [\[MS-CMP\] \(section 3.1.5.5\)](#) with the rejection Reason set to 0x80070005:
      - [CONNTYPE\\_PARTNERTM\\_BRANCH \(section 2.2.9.1.2.1\)](#)
  - If one of the Allow Network Access or Allow Network Transactions flags is set to false, or if both the Allow Inbound Transactions and Allow Outbound Transactions flags are set to false:
    - For the following connection type, the superior transaction manager MUST refuse to accept incoming connections from remote machines as specified in [\[MS-CMP\] \(section 3.1.5.5\)](#) with the rejection Reason set to 0x80070005:
      - [CONNTYPE\\_PARTNERTM\\_CHECKABORT \(section 2.2.9.2.1.1\)](#)

### 3.7.4 Higher-Layer Triggered Events

No higher-layer triggered events apply.

## 3.7.5 Processing Events and Sequencing Rules

### 3.7.5.1 Transaction Propagation and Coordination

#### 3.7.5.1.1 Push Propagation

##### 3.7.5.1.1.1 CONNTYPE\_PARTNERTM\_PROPAGATE as Initiator

For all messages that are received in this connection type, the superior transaction manager MUST process the message as specified in section [3.1](#).

Also, for incoming messages, the superior transaction manager MUST override the verification actions of the default state as specified in section [3.1](#) in the following manner:

- If the current connection state does not define a processing rule for the message:
  - Send a [PARTNERTM\\_PROPAGATE\\_MTAG\\_PROTOCOL\\_ERROR](#) message using the connection.
  - Perform default invalid message processing, as specified in section [3.1](#).

The superior transaction manager MUST also follow the processing rules that are specified in the following sections.

##### 3.7.5.1.1.1.1 Receiving a PARTNERTM\_PROPAGATE\_MTAG\_PROPAGATED Message

When the superior transaction manager receives a [PARTNERTM\\_PROPAGATE\\_MTAG\\_PROPAGATED \(section 2.2.9.1.1.1.2\)](#) message, the superior transaction manager MUST perform the following actions:

- If the connection state is Awaiting Propagation Response:
  - Set the connection state to [Active \(section 3.7.1.1.3\)](#).
  - Create an Enlistment object with the following values:
    - The [Superior Transaction Manager Facet \(section 1.3.3.3.4\)](#)
    - The transaction object referenced by this connection
    - This connection object
  - Signal the [Propagate Transaction Success \(section 3.2.7.27\)](#) event on the [Core Transaction Manager Facet \(section 1.3.3.3.1\)](#) with the created enlistment object.
- Otherwise, the message MUST be processed as an invalid message as specified in section [3.1.6](#).

##### 3.7.5.1.1.1.2 Receiving a PARTNERTM\_PROPAGATE\_MTAG\_DUPLICATE, PARTNERTM\_PROPAGATE\_MTAG\_NO\_MEM, or PARTNERTM\_PROPAGATE\_MTAG\_LOG\_FULL Message

When the [Superior Transaction Manager Facet](#) receives a [PARTNERTM\\_PROPAGATE\\_MTAG\\_DUPLICATE](#), [PARTNERTM\\_PROPAGATE\\_MTAG\\_NO\\_MEM](#), or [PARTNERTM\\_PROPAGATE\\_MTAG\\_LOG\\_FULL](#) message, the superior transaction manager MUST perform the following actions:

- If the connection state is Awaiting Propagation Response:

- Create an Enlistment object with the following values:
  - The Superior Transaction Manager Facet
  - The transaction object that is referenced by this connection
  - This connection object
- Signal the [Propagate Transaction Failure](#) event on the [Core Transaction Manager Facet](#) with the following arguments:
  - The created Enlistment object
  - The failure code that matches the incoming message:
    - PARTNERTM\_PROPAGATE\_MTAG\_DUPLICATE: Duplicate
    - PARTNERTM\_PROPAGATE\_MTAG\_NO\_MEM: No Mem
    - PARTNERTM\_PROPAGATE\_MTAG\_LOG\_FULL: Log Full
- Set the connection state to Ended.
- Otherwise, the message MUST be processed as an invalid message as specified in section [3.1.6](#).

#### **3.7.5.1.1.1.3 Receiving a PARTNERTM\_PROPAGATE\_MTAG\_PHASE0REGISTER, PARTNERTM\_PROPAGATE\_MTAG\_PHASE0COMPLETE, PARTNERTM\_PROPAGATE\_MTAG\_PREPAREREQDONE, PARTNERTM\_PROPAGATE\_MTAG\_COMMITREQDONE, PARTNERTM\_PROPAGATE\_MTAG\_ABORTREQDONE, or PARTNERTM\_PROPAGATE\_MTAG\_ABORTNOTIFY Message**

When the superior transaction manager facet receives one of these messages, it MUST follow the same message processing rules as the [CONNTYPE PARTNERTM BRANCH](#) connection type acting as an acceptor. See section [3.7.5.1.2.1](#) for more information.

#### **3.7.5.1.1.1.4 Receiving a PARTNERTM\_PROPAGATE\_MTAG\_PROTOCOL\_ERROR Message**

The processing of this event MUST be identical to the processing of the [Connection Disconnected](#) event.

#### **3.7.5.1.1.1.5 Connection Disconnected**

When a [CONNTYPE PARTNERTM PROPAGATE \(section 2.2.9.1.1.1\)](#) connection is disconnected, the [Superior Transaction Manager Facet \(section 1.3.3.3.4\)](#) MUST perform the following actions:

- If the connection state is Awaiting Propagation Response:
  - Create an Enlistment object with the following values:
    - The Superior Transaction Manager Facet
    - The transaction object that is referenced by this connection
    - This connection object

- Signal the [Propagate Transaction Failure \(section 3.2.7.26\)](#) event on the Core Transaction Manager Facet with the following arguments:
  - The created Enlistment object
  - A failure code of Comm Failed.
- Set the connection state to Ended.
- Otherwise:
  - The Superior Transaction Manager Facet (section 1.3.3.3.4) MUST perform the same actions as the [CONNTYPE\\_PARTNERTM\\_BRANCH \(section 2.2.9.1.2.1\)](#) connection type acting as an acceptor. For more information, see section [3.7.5.1.2.1](#).

### 3.7.5.1.2 Pull Propagation

#### 3.7.5.1.2.1 CONNTYPE\_PARTNERTM\_BRANCH as Acceptor

For all messages that are received in this connection type, the superior transaction manager MUST process the message as specified in section [3.1](#).

Also, for incoming messages, the superior transaction manager MUST override the verification actions of the default state, as specified in section [3.1.6](#), in the following manner:

- If the current connection state does not define a processing rule for the message:
  - Send a [PARTNERTM\\_PROPAGATE\\_MTAG\\_PROTOCOL\\_ERROR](#) message using the connection.
  - Perform default invalid message processing, as specified in section [3.1.6](#).

The superior transaction manager MUST also follow the processing rules as specified in the following section.

##### 3.7.5.1.2.1.1 Receiving a PARTNERTM\_BRANCH\_MTAG\_BRANCHING Message

When the superior transaction manager receives a [PARTNERTM\\_BRANCH\\_MTAG\\_BRANCHING](#) message, the superior transaction manager MUST perform the following actions:

- If the connection state is Idle:
  - Set the connection state to Branching.
  - Find the transaction object in the transaction table of the transaction manager using the **guidTx** field from the message as the key.
  - If a transaction object is found:
    - Create a new Enlistment object with the following values:
      - The [Superior Transaction Manager Facet](#)
      - The transaction object
      - The connection object
    - Set the **enlistment** field of the connection to the new Enlistment object.

- Signal the [Create Subordinate Enlistment](#) event on the [Core Transaction Manager Facet](#) with the new Enlistment object.
- Otherwise:
  - Send a [PARTNERTM\\_BRANCH\\_MTAG\\_BRANCH\\_TX\\_NOT\\_FOUND](#) message using the connection.
  - Set the connection state to Ended.
- Otherwise, the message MUST be processed as an invalid message as specified in section [3.1.6](#).

#### **3.7.5.1.2.1.2 Receiving a PARTNERTM\_PROPAGATE\_MTAG\_PHASE0REGISTER Message**

When the superior transaction manager receives a [PARTNERTM\\_PROPAGATE\\_MTAG\\_PHASE0REGISTER](#) (section [2.2.9.1.1.1.14](#)) message, the superior transaction manager MUST perform the following actions:

- If the connection state is Active:
  - Set the connection state to Phase Zero Registration.
  - Signal the [Create Phase Zero Enlistment](#) (section [3.2.7.10](#)) event on the [Core Transaction Manager Facet](#) (section [1.3.3.3.1](#)) with the Enlistment object that is referenced by this connection.
- Otherwise, if the connection state is Phase Zero:
  - Set the connection state to Phase Zero Registration During Phase Zero.
  - Signal the Create Phase Zero Enlistment event on the Core Transaction Manager Facet with the Enlistment object that is referenced by this connection.
- Otherwise, the message MUST be processed as an invalid message as specified in section [3.1.6](#).

#### **3.7.5.1.2.1.3 Receiving a PARTNERTM\_PROPAGATE\_MTAG\_PHASE0COMPLETE Message**

When the superior transaction manager receives a [PARTNERTM\\_PROPAGATE\\_MTAG\\_PHASE0COMPLETE](#) message, the superior transaction manager MUST perform the following actions:

- If the connection state is Phase Zero:
  - Set the connection state to Active.
  - Signal the [Enlistment Phase Zero Complete](#) event on the [Core Transaction Manager Facet](#) with the following arguments:
    - The Enlistment object that is referenced by this connection.
    - The Completed outcome value.
- Otherwise, if the connection state is Phase Zero with Outstanding Registration:
  - Set the connection state to Requesting Phase Zero.

- Signal the Enlistment Phase Zero Complete event on the Core Transaction Manager Facet with the following arguments:
  - The Enlistment object that is referenced by this connection
  - The Completed outcome value
- Otherwise, the message MUST be processed as an invalid message as specified in section [3.1.6](#).

#### **3.7.5.1.2.1.4 Receiving a PARTNERTM\_PROPAGATE\_MTAG\_ABORTNOTIFY Message**

When the superior transaction manager receives a [PARTNERTM\\_PROPAGATE\\_MTAG\\_ABORTNOTIFY \(section 2.2.9.1.1.1.13\)](#) message, the superior transaction manager MUST perform the following actions:

- If the connection state is either Active or Requesting Phase Zero:
  - Signal the [Enlistment Unilaterally Aborted \(section 3.2.7.19\)](#) event on the [Core Transaction Manager Facet \(section 1.3.3.3.1\)](#) with the Enlistment object that is referenced by this connection.
  - Set the connection state to Ended.
- Otherwise, if the connection state is [Phase Zero \(section 3.7.1.2.7\)](#):
  - Signal the [Enlistment Phase Zero Complete \(section 3.2.7.17\)](#) event on the Core Transaction Manager Facet with the following arguments:
    - The Enlistment object that is referenced by this connection
    - The Aborted outcome value
  - Set the connection state to Ended.
- Otherwise, the message MUST be processed as an invalid message, as specified in section [3.1.6](#).

#### **3.7.5.1.2.1.5 Receiving a PARTNERTM\_PROPAGATE\_MTAG\_ABORTREQDONE Message**

When the superior transaction manager receives a [PARTNERTM\\_PROPAGATE\\_MTAG\\_ABORTREQDONE](#) message, the superior transaction manager MUST perform the following actions:

- If the connection state is Awaiting Abort Response:
  - Signal the [Enlistment Rollback Complete](#) event on the [Core Transaction Manager Facet](#) with the Enlistment object that is referenced by this connection.
  - Set the connection state to Ended.
- Otherwise, the message MUST be processed as an invalid message as specified in section [3.1.6](#).

### 3.7.5.1.2.1.6 Receiving a PARTNERTM\_PROPAGATE\_MTAG\_PREPAREREQDONE Message

When the superior transaction manager receives a [PARTNERTM\\_PROPAGATE\\_MTAG\\_PREPAREREQDONE](#) message, the superior transaction manager MUST perform the following actions:

- If the connection state is Awaiting Prepare Response:
  - Signal the [Enlistment Phase One Complete \(section 3.2.7.16\)](#) event on the [Core Transaction Manager Facet \(section 1.3.3.3.1\)](#) with the following arguments:
    - The Enlistment object that is referenced by this connection.
    - The outcome value that is determined by the **prepareReqDone** field from the message. The outcome value is set to:
      - Prepared if the **prepareReqDone** field is PARTNERTM\_PROPAGATE\_PREPAREREQDONE\_OK.
      - Aborted if the prepareReqDone field is PARTNERTM\_PROPAGATE\_PREPAREREQDONE\_ABORT.
      - Read Only if the prepareReqDone field is PARTNERTM\_PROPAGATE\_PREPAREREQDONE\_READ\_ONLY.
      - Committed if the prepareReqDone field is PARTNERTM\_PROPAGATE\_PREPAREREQDONE\_SINGLEPHASE\_COMMIT.
      - [In Doubt](#) if the prepareReqDone field is PARTNERTM\_PROPAGATE\_PREPAREREQDONE\_SINGLEPHASE\_INDOUBT.
  - If the prepareReqDone value is Prepared:
    - Set the connection state to Prepared.
  - Otherwise, set the connection state to Ended.
- Otherwise, the message MUST be processed as an invalid message as specified in section [3.1.6](#).

### 3.7.5.1.2.1.7 Receiving a PARTNERTM\_PROPAGATE\_MTAG\_COMMITREQDONE Message

When the superior transaction manager receives a [PARTNERTM\\_PROPAGATE\\_MTAG\\_COMMITREQDONE \(section 2.2.9.1.1.1.10\)](#) message, the superior transaction manager MUST perform the following actions:

- If the connection state is Awaiting Commit Response:
  - Signal the [Enlistment Commit Complete \(section 3.2.7.15\)](#) event on the core transaction manager with the Enlistment object that is referenced by this connection.
  - Set the connection state to Ended.
- Otherwise, the message MUST be processed as an invalid message as specified in section [3.1.6](#).

### 3.7.5.1.2.1.8 Receiving a PARTNERTM\_PROPAGATE\_MTAG\_PROTOCOL\_ERROR Message

The processing of this event MUST be identical to the processing of the [Connection Disconnected](#) event.

### 3.7.5.1.2.1.9 Connection Disconnected

When a [CONNTYPE PARTNERTM BRANCH \(section 2.2.9.1.2.1\)](#) connection is disconnected, the superior transaction manager facet MUST perform the following actions:

- If the connection state is Awaiting Prepare Response:
  - If the state of the transaction object that is referenced by the connection is [Single Phase Commit \(section 3.2.1.3.9\)](#):
    - Signal the [Enlistment Phase Zero Complete \(section 3.2.7.17\)](#) event on the [Core Transaction Manager Facet \(section 1.3.3.3.1\)](#) with the following arguments:
      - The Enlistment object that is referenced by this connection
      - The In Doubt outcome value
  - Otherwise:
    - Signal the Enlistment Phase Zero Complete event on the Core Transaction Manager Facet with the following arguments:
      - The Enlistment object that this connection references
      - The Aborted outcome value
- Otherwise, if the connection state is Awaiting Commit Response:
  - Retrieve the Enlistment object that is referenced by the connection object.
  - Initiate a new [CONNTYPE PARTNERTM REDELIVERCOMMIT \(section 2.2.9.2.2.1\)](#) connection using the Name object referenced by the Name field of the session object containing the provided connection.
  - Add the new connection object to the connection list of the Transaction object referenced by the Enlistment object.
  - Assign the new connection object to the enlistment **Enlistment Object.Connection** field of the Enlistment Object.
  - Assign the enlistment to the new connection's **Enlistment** field.
  - Send a [PARTNERTM REDELIVERCOMMIT MTAG COMMITREQ \(section 2.2.9.2.2.1.1\)](#) message using the connection:
    - Set the **guidTX** field to the **Transaction Object.Identifier** field of the transaction object that is referenced by this connection Enlistment object.
  - Set the new connection state to Awaiting Confirmation.
- Otherwise, if the connection state is Awaiting Abort Response:

- Signal the [Enlistment Rollback Complete \(section 3.2.7.18\)](#) event on the Core Transaction Manager Facet with the Enlistment object that is referenced by this connection.
- Otherwise, if the connection state is either Phase Zero, Phase Zero Registration During Phase Zero, or Phase Zero with Outstanding Registration:
  - Signal the Enlistment Phase Zero Complete event on the Core Transaction Manager Facet with the following arguments:
    - The Enlistment object that is referenced by this connection
    - The Aborted outcome value
- Otherwise, if the connection state is either Branching, Active, Phase Zero Registration, or Requesting Phase Zero:
  - Signal the [Enlistment Unilaterally Aborted \(section 3.2.7.19\)](#) event on the Core Transaction Manager Facet with the Enlistment object that is referenced by this connection.
- Finally, in all cases, the event MUST be processed as specified in section [3.1.8.3](#).

### 3.7.5.2 Transaction Recovery

#### 3.7.5.2.1 Subordinate-Driven Recovery

##### 3.7.5.2.1.1 CONNTYPE\_PARTNERTM\_CHECKABORT as Acceptor

For all messages received in this connection type, the Superior Transaction Manager facet MUST process the message in accordance with section [3.1](#). The Superior Transaction Manager facet MUST additionally follow the processing rules specified in the following sections.

###### 3.7.5.2.1.1.1 Receiving a PARTNERTM\_CHECKABORT\_MTAG\_CHECK Message

When the Superior Transaction Manager Facet receives a [PARTNERTM\\_CHECKABORT\\_MTAG\\_CHECK](#) message, the Superior Transaction Manager Facet MUST perform the following actions:

- If the connection state is Idle:
  - Set the connection state to Processing Abort Inquiry.
  - Find the Transaction object in the Transaction Manager's Transaction Table, using the **guidTx** field from the message as a key.
  - If the transaction object is not found, or if the transaction state is either Aborting or Ended:
    - Send a [PARTNERTM\\_CHECKABORT\\_MTAG\\_ABORTED](#) message using the connection.
    - Set the connection state to Ended.
  - Otherwise:
    - Send a [PARTNERTM\\_CHECKABORT\\_MTAG\\_RETRY](#) message using the connection.
    - Set the connection state to Idle.
- Otherwise, the message MUST be processed as an invalid message as specified in section [3.1.6](#).

### 3.7.5.2.1.1.2 Connection Disconnected

When a [CONNTYPE PARTNERTM CHECKABORT \(section 2.2.9.2.1.1\)](#) connection is disconnected, the [Superior Transaction Manager Facet \(section 1.3.3.3.4\)](#) MUST perform the actions as specified in section [3.1.8.3](#).

### 3.7.5.2.2 Superior-Driven Recovery

#### 3.7.5.2.2.1 CONNTYPE\_PARTNERTM\_REDELIVERCOMMIT as Initiator

For all messages received in this connection type, the Superior Transaction Manager Facet MUST process the message as specified in section [3.1](#). The Superior Transaction Manager Facet MUST additionally follow the processing rules as specified in this section.

##### 3.7.5.2.2.1.1 Receiving a PARTNERTM\_REDELIVERCOMMIT\_MTAG\_COMMITREQDONE Message

When the [Superior Transaction Manager Facet \(section 1.3.3.3.4\)](#) receives a [PARTNERTM\\_REDELIVERCOMMIT\\_MTAG\\_COMMITREQDONE \(section 2.2.9.2.2.1.2\)](#) message, the Superior Transaction Manager Facet MUST perform the following actions:

- If the connection state is Awaiting Confirmation:
  - Signal the [Enlistment Commit Complete \(section 3.2.7.15\)](#) event on the [Core Transaction Manager Facet \(section 1.3.3.3.1\)](#) with the Enlistment object referenced by this connection.
  - Set the connection state to Ended.
- Otherwise, the message MUST be processed as an invalid message as specified in section [3.1.6](#).

##### 3.7.5.2.2.1.2 Receiving a PARTNERTM\_REDELIVERCOMMIT\_MTAG\_RETRY Message

When the superior transaction manager facet receives a [PARTNERTM\\_REDELIVERCOMMIT\\_MTAG\\_RETRY](#) message, the superior transaction manager facet MUST perform the following actions:

- If the connection state is Awaiting Confirmation:
  - Set the connection state to Waiting to Rerequest.
  - Initialize a Redeliver Commit timer with the following arguments:
    - The Enlistment object of the connection
    - An implementation-specific time-out value, as specified in [Redeliver Commit Timer](#)
- Otherwise, the message MUST be processed as an invalid message, as specified in section [3.1.6](#).

##### 3.7.5.2.2.1.3 Connection Disconnected

When a [CONNTYPE PARTNERTM\\_REDELIVERCOMMIT \(section 2.2.9.2.2.1\)](#) connection is disconnected, the [Superior Transaction Manager Facet \(section 1.3.3.3.4\)](#) MUST perform the following actions:

- If the connection state is Waiting to Rerequest:

- Cancel the Redeliver Commit Timer associated with the connection.
- If the connection state is Idle, Waiting to Rerequest, or Awaiting Confirmation:
  - Set the connection state to Ended.
  - Signal the [Begin Commit \(section 3.7.7.1\)](#) event on the Superior Transaction Manager Facet with the Enlistment object referenced by the **Enlistment** field of the connection.
- Otherwise, the event MUST be processed as specified in section [3.1.8.3](#).

### 3.7.6 Timer Events

#### 3.7.6.1 Redeliver Commit Timer

When this timer expires, the [Superior Transaction Manager Facet \(section 1.3.3.3.4\)](#) MUST perform the following actions:

- Cancel the Redeliver Commit timer.
- If the connection referenced by the provided enlistment is in the Waiting to Rerequest state:
  - Set the connection state to Idle.
  - Send a [PARTNERTM REDELIVERCOMMIT MTAG COMMITREQ \(section 2.2.9.2.2.1.1\)](#) message using the connection referenced by the provided Enlistment object:
    - Set the **guidTX** field to the **Transaction Object.Identifier** field of the transaction object provided by the Enlistment object.
    - Set the connection state to Awaiting Confirmation.
- Otherwise, ignore the timer event.

### 3.7.7 Other Local Events

The Superior Transaction Manager MUST be prepared to process the local events defined in the following sections.

The Superior Transaction Manager MUST be prepared to process local events pertaining to Phase Zero functionality only on versions where the connection type [CONNTYPE\\_TXUSER\\_PHASE0](#) is supported. [Connection Types Relevant to Resource Managers - Versioning](#) defines protocol version support for this connection type. The following local events are affected:

- [Create Phase Zero Enlistment Success](#)
- [Create Phase Zero Enlistment Failure](#)
- [Begin Phase Zero](#)
- [Phase Zero Aborted](#)

#### 3.7.7.1 Begin Commit

The Begin Commit event MUST be signaled with the following arguments:

- An Enlistment object

If the Begin Commit event is signaled, the [Superior Transaction Manager Facet \(section 1.3.3.3.4\)](#) MUST perform the following actions:

- If the connection state is Ended:
  - Initiate a new [CONNTYPE PARTNERTM REDELIVERCOMMIT \(section 2.2.9.2.2.1\)](#) connection by using the Name object referenced by the Name field of the Session object containing the provided enlistment's connection.
  - Add the new connection to the provided enlistment's transaction's connection list.
  - Set the provided enlistment's **Enlistment Object.Connection** field to the new connection.
  - Set the connection's Enlistment field to the provided Enlistment object.
  - Send a [PARTNERTM REDELIVERCOMMIT MTAG COMMITREQ \(section 2.2.9.2.2.1.1\)](#) message using the new connection.
    - Set the **guidTx** field to the **Transaction Object.Identifier** field of the transaction object referenced by this connection's Enlistment object.
  - Set the new connection state to Awaiting Confirmation.
- Otherwise:
  - Send a [PARTNERTM PROPAGATE MTAG COMMITREQ \(section 2.2.9.1.1.1.9\)](#) message using the connection.
  - Set the connection state to Awaiting Commit Response.

### 3.7.7.2 Begin Phase One

The Begin Phase One event MUST be signaled with the following arguments:

- An Enlistment object.
- A Boolean Single-Phase Commit value:
  - If true, the [Superior Transaction Manager Facet \(section 1.3.3.3.4\)](#) SHOULD attempt to perform a Single-Phase Commit.
  - If false, the Superior Transaction Manager Facet MUST NOT attempt to perform a Single-Phase Commit.

If the Begin Phase One event is signaled, the Superior Transaction Manager Facet MUST perform the following actions:

- If the provided Single-Phase Commit value is set to true:
  - Send a [PARTNERTM PROPAGATE MTAG PREPAREREQ \(section 2.2.9.1.1.1.6\)](#) message using the connection.
    - Set the **fSinglePhase** field to a nonzero value.
    - Set the **grFRM** field to the **GRFRM** field of the transaction object referenced by the Enlistment object.
- Otherwise:

- Send a PARTNERTM\_PROPAGATE\_MTAG\_PREPAREREQ (section 2.2.9.1.1.1.6) message using the connection.
- Set the **fSinglePhase** field to zero.
- Set the **grfRM** field to the **GRFRM** field of the transaction object referenced by the Enlistment object.
- Set the connection state to Awaiting Prepare Response.

### 3.7.7.3 Begin Phase Zero

The Begin Phase Zero event MUST be signaled with the following arguments:

- An Enlistment object

If the Begin Phase Zero event is signaled, the [Superior Transaction Manager Facet \(section 1.3.3.3.4\)](#) MUST perform the following actions:

- Send a [PARTNERTM\\_PROPAGATE\\_MTAG\\_PHASE0 \(section 2.2.9.1.1.1.17\)](#) message using the connection.
- Set the connection state to Phase Zero.

### 3.7.7.4 Begin Rollback

The Begin Rollback event MUST be signaled with the following arguments:

- An Enlistment object

If the Begin Rollback event is signaled, the [Superior Transaction Manager Facet](#) MUST perform the following actions:

- If the provided enlistment's connection state is Ended:
  - Signal the [Enlistment Rollback Complete](#) event on the [Core Transaction Manager Facet](#) with the following arguments:
    - The provided Enlistment object
- Otherwise:
  - Send a [PARTNERTM\\_PROPAGATE\\_MTAG\\_ABORTREQ](#) message using the connection.
  - Set the connection state to Awaiting Abort Response.

### 3.7.7.5 Create Phase Zero Enlistment Failure

The Create Phase Zero Enlistment Failure event MUST be signaled with the following arguments:

- An Enlistment object.
- A value indicating the failure reason. The reason MUST be set to one of the following values:
  - Too Late
  - Tx Not Found

If the Create Phase Zero Enlistment Failure event is signaled, the [Superior Transaction Manager Facet \(section 1.3.3.3.4\)](#) MUST perform the following actions:

- Send a [PARTNERTM\\_PROPAGATE\\_MTAG\\_PHASE0REGISTRATIONREJECTED \(section 2.2.9.1.1.1.16\)](#) message using the enlistment's connection.
- If the enlistment's connection state is Phase Zero Registration:
  - Set the connection state to Active.
- Otherwise, if the connection state is Phase Zero Registration During Phase Zero:
  - Set the connection state to Phase Zero.
- Otherwise, ignore the event.

### 3.7.7.6 Create Phase Zero Enlistment Success

The Create Phase Zero Enlistment Success event MUST be signaled with the following arguments:

- An Enlistment object

If the Create Phase Zero Enlistment Success event is signaled, the [Superior Transaction Manager Facet \(section 1.3.3.3.4\)](#) MUST perform the following actions:

- Send a [PARTNERTM\\_PROPAGATE\\_MTAG\\_PHASE0REGISTERED \(section 2.2.9.1.1.1.15\)](#) message using the enlistment's connection.
- If the enlistment's connection state is Phase Zero Registration:
  - Set the connection state to Requesting Phase Zero.
- Otherwise, if the connection state is Phase Zero Registration During Phase Zero:
  - Set the connection state to Phase Zero with Outstanding Registration.
- Otherwise, ignore the event.

### 3.7.7.7 Create Subordinate Enlistment Failure

The Create Subordinate Enlistment Failure event MUST be signaled with the following arguments:

- An Enlistment object.
- A value indicating the failure reason. The reason MUST be set to one of the following values:
  - Log Full
  - Too Late
  - Too Many

If the Create Subordinate Enlistment Failure event is signaled, the [Superior Transaction Manager Facet](#) MUST perform the following actions:

- Send the matching message for the following reason codes:
  - Log Full: [PARTNERTM\\_BRANCH\\_MTAG\\_BRANCH\\_LOG\\_FULL](#)

- Too Late: [PARTNERTM BRANCH MTAG BRANCH TOO LATE](#)
- Too Many: [PARTNERTM BRANCH MTAG BRANCH TOO MANY](#)
- Set the connection state to Ended.

### 3.7.7.8 Create Subordinate Enlistment Success

The Create Subordinate Enlistment Success event MUST be signaled with the following arguments:

- An Enlistment object

If the Create Subordinate Enlistment Success event is signaled, the [Superior Transaction Manager Facet](#) MUST perform the following actions:

- Send a [PARTNERTM BRANCH MTAG BRANCHED](#) message using the enlistment's connection.
- Set the connection state to Active.

### 3.7.7.9 Phase Zero Aborted

The Phase Zero Aborted event MUST be signaled with the following arguments

- An Enlistment object

If the Phase Zero Aborted event is signaled, the [Superior Transaction Manager Facet](#) MUST perform the following actions:

- Ignore the event.

### 3.7.7.10 Propagate Transaction

The Propagate Transaction event MUST be signaled with the following arguments:

- A **Transaction** object
- A **Name** object representing the remote subordinate transaction manager

If the Propagate Transaction event is signaled, the [Superior Transaction Manager Facet \(section 1.3.3.3.4\)](#) MUST perform the following actions:

- Initiate a new [CONNTYPE PARTNERTM PROPAGATE \(section 2.2.9.1.1.1\)](#) connection to the provided **Name** object.
- Set the **Transaction** field of the **Connection** object to the provided **Transaction** object.
- Add the **Connection** to the provided **Transaction** connection list.
- Send a [PARTNERTM PROPAGATE MTAG PROPAGATE \(section 2.2.9.1.1.1\)](#) message using the **Connection**:
  - Set the **guidTX** field to the **Transaction Object.Identifier** field of the provided **Transaction** object.
  - Set the **isoLevel** field to the **Isolation Level** field of the provided **Transaction** object.
  - Set the **szDesc** field to the **Description** field of the provided **Transaction** object.

- Set the **Connection** state to Awaiting Propagation Response.

## 3.8 Subordinate Transaction Manager Facet Details

### 3.8.1 Abstract Data Model

This section describes a conceptual model of possible data organization that an implementation maintains to participate in this protocol. The described organization is provided to facilitate the explanation of how the protocol behaves. This document does not mandate that implementations adhere to this model as long as their external behavior is consistent with that described in this document.

Note that the abstract data model can be implemented in a variety of ways. This protocol does not prescribe or advocate any specific implementation technique.

The [Subordinate Transaction Manager Facet \(section 3.8\)](#) MUST maintain all the data elements as specified in section [3.1.1](#) and section [3.2.1](#).

Enlistment objects that are created by the subordinate transaction manager MUST provide the following properties as specified in section [3.1.1](#):

- **Name:** The Name object referenced by the Name field of the Session object containing the connection object referenced by the **Enlistment Object.Connection** field of the Enlistment object
- **Enlistment Object.Identifier:** An empty string

The subordinate transaction manager MUST provide the states as specified in the following sections for its supported connection types. Section [2.2.1.1.2](#) defines the connection types that a subordinate transaction manager MUST provide for each supported protocol version.

#### 3.8.1.1 CONNTYPE\_PARTNERTM\_PROPAGATE Acceptor States

The [Subordinate Transaction Manager Facet \(section 1.3.3.3.5\)](#) MUST act as an acceptor for the [CONNTYPE PARTNERTM PROPAGATE \(section 2.2.9.1.1.1\)](#) connection type. In this role, the subordinate transaction manager MUST provide support for the states in this section:

- [Idle \(section 3.8.1.1.1\)](#)
- [Propagating \(section 3.8.1.1.2\)](#)
- [Active \(section 3.8.1.1.3\)](#)
- [Aborting \(section 3.8.1.1.4\)](#)
- [Awaiting Registration Response \(section 3.8.1.1.5\)](#)
- [Awaiting Phase Zero \(section 3.8.1.1.6\)](#)
- [Awaiting Phase Zero Outcome \(section 3.8.1.1.7\)](#)
- [Awaiting Registration Response During Phase Zero \(section 3.8.1.1.8\)](#)
- [Awaiting Phase Zero Outcome with Outstanding Registration \(section 3.8.1.1.9\)](#)
- [Preparing \(section 3.8.1.1.10\)](#)

- The following illustration shows the relationship between the CONNTYPE\_PARTNERTM\_PROPAGATE acceptor states.



This is the initial state. The following event is processed in this state:

- Receiving a [PARTNERTM\\_PROPAGATE\\_MTAG\\_PROPAGATE message \(section 3.8.5.1.1.1.1\)](#)

#### **3.8.1.1.2 Propagating**

The following events are processed in this state:

- [Create Superior Enlistment Success \(section 3.8.7.4\)](#)
- [Create Superior Enlistment Failure \(section 3.8.7.5\)](#)

#### **3.8.1.1.3 Active**

The following events are processed in this state:

- [Register Phase Zero \(section 3.8.7.9\)](#)
- [Unilaterally Aborted \(section 3.8.7.11\)](#)
- [Receiving a PARTNERTM\\_PROPAGATE\\_MTAG\\_ABORTREQ message \(section 3.8.5.1.2.1.5\)](#)
- [Receiving a PARTNERTM\\_PROPAGATE\\_MTAG\\_PREPAREREQ message \(section 3.8.5.1.2.1.7\)](#)
- [Receiving a PARTNERTM\\_PROPAGATE\\_MTAG\\_PROTOCOL\\_ERROR message \(section 3.8.5.1.1.1.3\)](#)

#### **3.8.1.1.4 Aborting**

The following event is processed in this state:

- [Rollback Complete \(section 3.8.7.10\)](#)

#### **3.8.1.1.5 Awaiting Registration Response**

The following events are processed in this state:

- Receiving a PARTNERTM\_PROPAGATE\_MTAG\_PHASE0REGISTERED message, as described in [CONNTYPE PARTNERTM\\_PROPAGATE as Acceptor \(section 3.8.5.1.1.1\)](#) and in [Receiving Other PARTNERTM\\_PROPAGATE\\_MTAG Messages \(section 3.8.5.1.1.2\)](#).
- [Receiving a PARTNERTM\\_PROPAGATE\\_MTAG\\_PROTOCOL\\_ERROR message \(section 3.8.5.1.1.1.3\)](#).

#### **3.8.1.1.6 Awaiting Phase Zero**

The following events are processed in this state:

- [Receiving a PARTNERTM\\_PROPAGATE\\_MTAG\\_PHASE0 message \(section 3.8.5.1.2.1.6\)](#)
- [Unilaterally Aborted \(section 3.8.7.11\)](#)
- [Receiving a PARTNERTM\\_PROPAGATE\\_MTAG\\_PROTOCOL\\_ERROR message \(section 3.8.5.1.2.1.9\)](#)

#### **3.8.1.1.7 Awaiting Phase Zero Outcome**

The following events are processed in this state:

- [Phase Zero Complete \(section 3.8.7.6\)](#)

- [Register Phase Zero \(section 3.8.7.9\)](#)

#### **3.8.1.1.8 Awaiting Registration Response During Phase Zero**

The following events are processed in this state:

- [Receiving a PARTNERTM\\_PROPAGATE\\_MTAG\\_PHASE0REGISTERED message \(section 3.8.5.1.2.1.3\)](#)
- [Receiving a PARTNERTM\\_PROPAGATE\\_MTAG\\_PHASE0REGISTRATIONREJECTED message \(section 3.8.5.1.1.1.2\)](#)
- [Receiving a PARTNERTM\\_PROPAGATE\\_MTAG\\_PROTOCOL\\_ERROR message \(section 3.8.5.1.1.1.3\)](#)

#### **3.8.1.1.9 Awaiting Phase Zero Outcome with Outstanding Registration**

The following event is processed in this state:

- [Phase Zero Complete \(section 3.8.7.6\)](#)

#### **3.8.1.1.10 Preparing**

The following event is processed in this state:

- [Phase One Complete \(section 3.8.7.7\)](#)

#### **3.8.1.1.11 Prepared**

The following events are processed in this state:

- [Receiving a PARTNERTM\\_PROPAGATE\\_MTAG\\_COMMITREQ message \(section 3.8.5.1.2.1.8\)](#)
- [Receiving a PARTNERTM\\_PROPAGATE\\_MTAG\\_ABORTREQ message \(section 3.8.5.1.2.1.5\)](#)
- [Receiving a PARTNERTM\\_PROPAGATE\\_MTAG\\_PROTOCOL\\_ERROR message \(section 3.8.5.1.1.1.3\)](#)

#### **3.8.1.1.12 Committing**

The following event is processed in this state:

- [Commit Complete \(section 3.8.7.3\)](#)

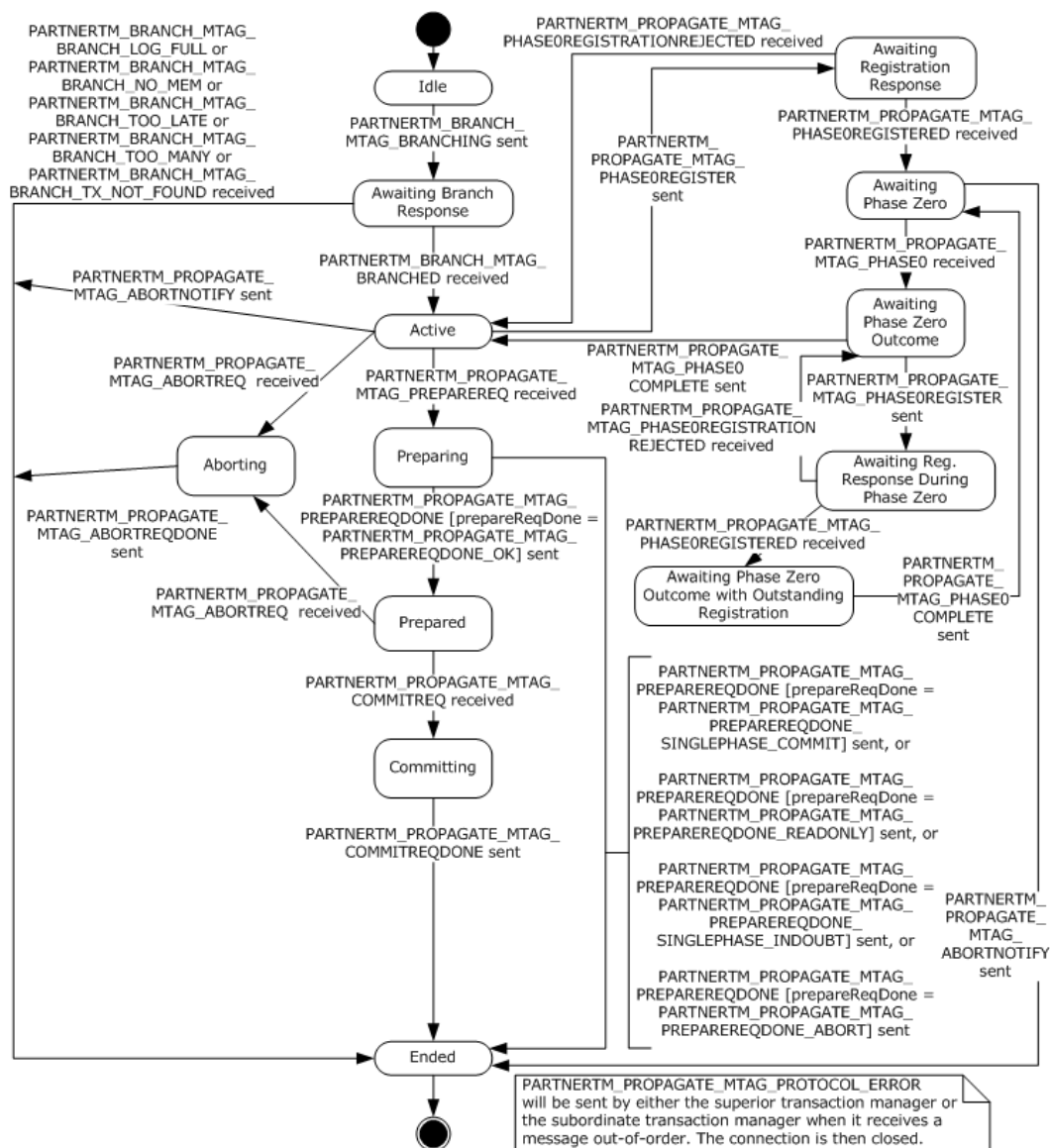
#### **3.8.1.1.13 Ended**

This is the final state.

### **3.8.1.2 CONNTYPE\_PARTNERTM\_BRANCH Initiator States**

The [Subordinate Transaction Manager Facet \(section 3.8\)](#) MUST act as an initiator for the [CONNTYPE\\_PARTNERTM\\_BRANCH \(section 2.2.9.1.2.1\)](#) connection type. In this role, the subordinate transaction manager MUST provide support for the states in this section.

The following illustration shows the relationship between the CONNTYPE\_PARTNERTM\_BRANCH initiator states.



**Figure 62: CONNTYPE\_PARTNERTM\_BRANCH initiator states**

### 3.8.1.2.1 Idle

This is the initial state. The following event is processed in this state:

- [Branch Transaction \(section 3.8.7.1\)](#)

### 3.8.1.2.2 Awaiting Branch Response

The following events are processed in this state:

- [Receiving a PARTNERTM\\_BRANCH\\_MTAG\\_BRANCHED Message \(section 3.8.5.1.2.1.1\)](#)

- [Receiving a PARTNERTM\\_BRANCH\\_MTAG\\_BRANCH\\_LOG\\_FULL, PARTNERTM\\_BRANCH\\_MTAG\\_BRANCH\\_NO\\_MEM, PARTNERTM\\_BRANCH\\_MTAG\\_BRANCH\\_TOO\\_LATE, PARTNERTM\\_BRANCH\\_MTAG\\_BRANCH\\_TOO\\_MANY or PARTNERTM\\_BRANCH\\_MTAG\\_BRANCH\\_TX\\_NOT\\_FOUND Message \(section 3.8.5.1.2.1.2\)](#)

### 3.8.1.2.3 Active

The following events are processed in this state:

- [Register Phase Zero \(section 3.8.7.9\)](#)
- [Unilaterally Aborted \(section 3.8.7.11\)](#)
- [Receiving a PARTNERTM\\_PROPAGATE\\_MTAG\\_ABORTREQ Message \(section 3.8.5.1.2.1.5\)](#)
- [Receiving a PARTNERTM\\_PROPAGATE\\_MTAG\\_PREPAREREQ Message \(section 3.8.5.1.2.1.7\)](#)
- [Receiving a PARTNERTM\\_PROPAGATE\\_MTAG\\_PROTOCOL\\_ERROR Message \(section 3.8.5.1.2.1.9\)](#)

### 3.8.1.2.4 Aborting

The following event is processed in this state:

- [Rollback Complete \(section 3.8.7.10\)](#)

### 3.8.1.2.5 Awaiting Registration Response

The following events are processed in this state:

- Receiving a [PARTNERTM\\_PROPAGATE\\_MTAG\\_PHASE0REGISTERED \(section 3.8.5.1.2.1.3\)](#) message
- Receiving a [PARTNERTM\\_PROPAGATE\\_MTAG\\_PHASE0REGISTRATIONREJECTED \(section 3.8.5.1.2.1.4\)](#) message
- Receiving a [PARTNERTM\\_PROPAGATE\\_MTAG\\_PROTOCOL\\_ERROR \(section 3.8.5.1.2.1.9\)](#) message

### 3.8.1.2.6 Awaiting Phase Zero

The following events are processed in this state:

- Receiving a [PARTNERTM\\_PROPAGATE\\_MTAG\\_PHASE0 \(section 3.8.5.1.2.1.6\)](#) message
- [Unilaterally Aborted \(section 3.8.7.11\)](#).
- Receiving a [PARTNERTM\\_PROPAGATE\\_MTAG\\_PROTOCOL\\_ERROR \(section 3.8.5.1.2.1.9\)](#) message

### 3.8.1.2.7 Awaiting Phase Zero Outcome

The following event is processed in this state:

- [Phase Zero Complete \(section 3.8.7.6\)](#)

### 3.8.1.2.8 Awaiting Registration Response During Phase Zero

The following events are processed in this state:

- Receiving a [PARTNERTM\\_PROPAGATE\\_MTAG\\_PHASE0REGISTERED \(section 3.8.5.1.2.1.3\)](#) message
- Receiving a [PARTNERTM\\_PROPAGATE\\_MTAG\\_PHASE0REGISTRATIONREJECTED \(section 3.8.5.1.2.1.4\)](#) message
- Receiving a [PARTNERTM\\_PROPAGATE\\_MTAG\\_PROTOCOL\\_ERROR \(section 3.8.5.1.2.1.9\)](#) message

#### **3.8.1.2.9 Awaiting Phase Zero Outcome with Outstanding Registration**

The following event is processed in this state:

- [Phase Zero Complete \(section 3.8.7.6\)](#)

#### **3.8.1.2.10 Preparing**

The following event is processed in this state:

- [Phase One Complete \(section 3.8.7.7\)](#)

#### **3.8.1.2.11 Prepared**

The following events are processed in this state:

- Receiving a [PARTNERTM\\_PROPAGATE\\_MTAG\\_COMMITREQ \(section 3.8.5.1.2.1.8\)](#) message
- Receiving a [PARTNERTM\\_PROPAGATE\\_MTAG\\_ABORTREQ \(section 3.8.5.1.2.1.5\)](#) message
- Receiving a [PARTNERTM\\_PROPAGATE\\_MTAG\\_PROTOCOL\\_ERROR \(section 3.8.5.1.2.1.9\)](#) message

#### **3.8.1.2.12 Committing**

The following event is processed in this state:

- [Commit Complete \(section 3.8.7.3\)](#)

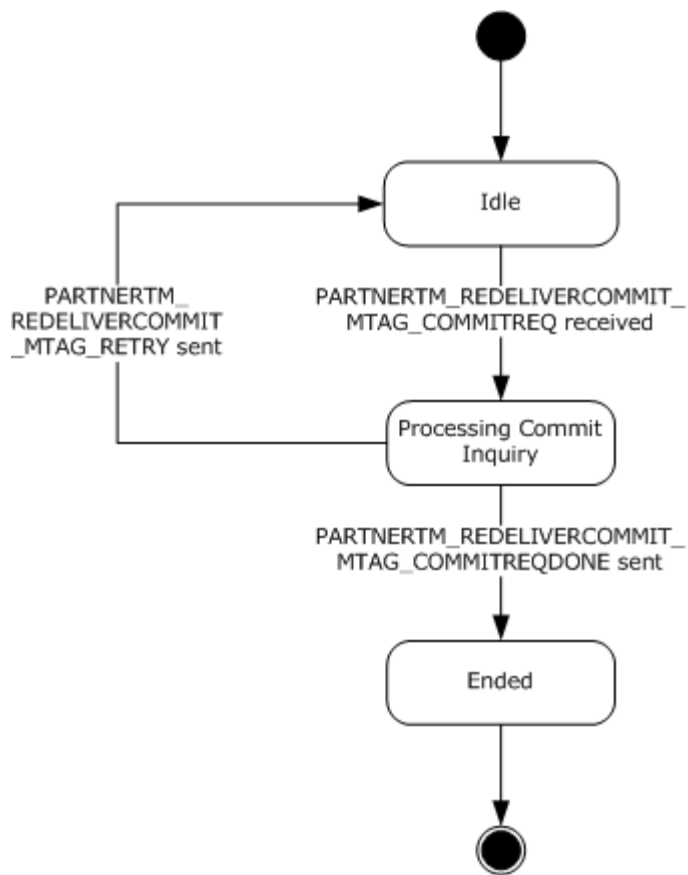
#### **3.8.1.2.13 Ended**

This is the final state.

### **3.8.1.3 CONNTYPE\_PARTNERTM\_REDELIVERCOMMIT Acceptor States**

The [Subordinate Transaction Manager Facet \(section 1.3.3.3.5\)](#) MUST act as an acceptor for the [CONNTYPE\\_PARTNERTM\\_REDELIVERCOMMIT \(section 2.2.9.2.2.1\)](#) connection type. In this role, the subordinate transaction manager MUST provide support for the states in this section.

The following figure shows the relationship between the CONNTYPE\_PARTNERTM\_REDELIVERCOMMIT Acceptor states.



**Figure 63: CONNTYPE\_PARTNERTM\_REDELIVERCOMMIT acceptor states**

#### 3.8.1.3.1 Idle

This is the initial state. The following event is processed in this state:

- [Receiving a PARTNERTM\\_REDELIVERCOMMIT\\_MTAG\\_COMMITREQ message \(section 3.8.5.2.2.1.1\)](#)

#### 3.8.1.3.2 Processing Commit Inquiry

The following event is processed in this state:

- [Commit Complete \(section 3.8.7.3\)](#)

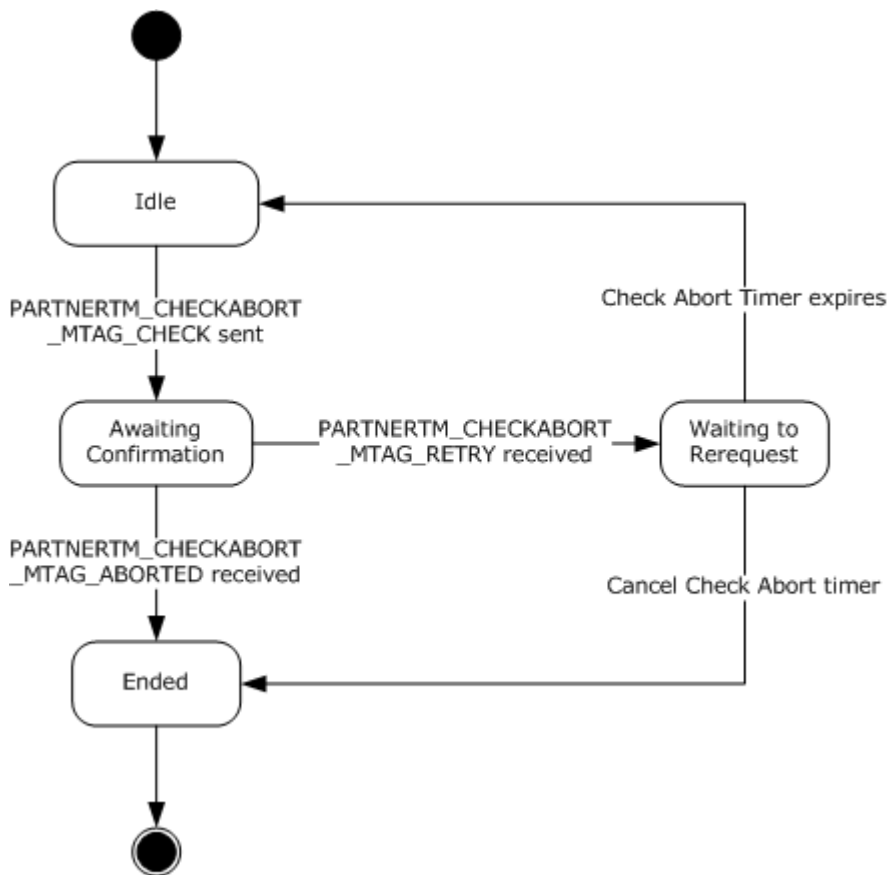
#### 3.8.1.3.3 Ended

This is the final state.

#### 3.8.1.4 CONNTYPE\_PARTNERTM\_CHECKABORT Initiator States

The [Subordinate Transaction Manager Facet \(section 1.3.3.3.5\)](#) MUST act as an initiator for the [CONNTYPE\\_PARTNERTM\\_CHECKABORT \(section 2.2.9.2.1.1\)](#) connection type. In this role, the subordinate transaction manager MUST provide support for the states in this section.

The following figure shows the relationship between the CONNTYPE\_PARTNERTM\_CHECKABORTInitiator states.



**Figure 64: CONNTYPE\_PARTNERTM\_CHECKABORT initiator states**

#### 3.8.1.4.1 Idle

This is the initial state. The following event is processed in this state:

- [Recover In Doubt Transaction \(section 3.8.7.8\)](#)

#### 3.8.1.4.2 Awaiting Confirmation

The following events are processed in this state:

- [Receiving a PARTNERTM\\_CHECKABORT\\_MTAG\\_ABORTED Message \(section 3.8.5.2.1.1.1\)](#)
- [Receiving a PARTNERTM\\_CHECKABORT\\_MTAG\\_RETRY Message \(section 3.8.5.2.1.1.2\)](#)
- [Cancel Check Abort \(section 3.8.7.2\)](#)

#### 3.8.1.4.3 Waiting to ReRequest

The following events are processed in this state:

- [Check Abort Timer \(section 3.8.2.1\)](#)
- [Cancel Check Abort \(section 3.8.7.2\)](#)

#### 3.8.1.4.4 Ended

This is the final state.

### 3.8.2 Timers

The [Subordinate Transaction Manager Facet \(section 3.8\)](#) MUST provide the [Check Abort Timer \(section 3.8.2.1\)](#).

#### 3.8.2.1 Check Abort Timer

This timer MUST be set when the [Subordinate Transaction Manager Facet \(section 1.3.3.3.5\)](#) receives a [PARTNERTM\\_CHECKABORT\\_MTAG\\_RETRY \(section 2.2.9.2.1.1.3\)](#) message on a [CONNTYPE\\_PARTNERTM\\_CHECKABORT \(section 2.2.9.2.1.1\)](#) connection. The timer MUST be canceled when the CONNTYPE\_PARTNERTM\_CHECKABORT (section 2.2.9.2.1.1) connection is disconnected.

The default, minimum, and maximum values of the timer are implementation-specific. <37>

When the timer is initialized, the Subordinate Transaction Manager Facet (section 1.3.3.3.5) MUST provide an Enlistment object to associate with the timer. When the timer expires, the same Enlistment object MUST be provided alongside the timer notification. The Subordinate Transaction Manager Facet (section 1.3.3.3.5) MUST provide a distinct Check Abort Timer instance for each CONNTYPE\_PARTNERTM\_CHECKABORT connection.

### 3.8.3 Initialization

When the [Subordinate Transaction Manager Facet \(section 1.3.3.3.5\)](#) is initialized:

- The Subordinate Transaction Manager Facet MUST examine the following security flags on the [Core Transaction Manager Facet](#) and perform the following actions:
  - If one of the Allow Network Access, Allow Network Transactions, or Allow Inbound Transactions flags is set to false:
    - For the following connection type, the Subordinate Transaction Manager Facet MUST refuse to accept incoming connections from remote machines as specified in [\[MS-CMP\]](#) section 3.1.5.5 with the rejection Reason set to 0x80070005.
      - [CONNTYPE\\_PARTNERTM\\_PROPAGATE \(section 2.2.9.1.1.1\)](#)
  - If one of the Allow Network Access or Allow Network Transactions flags is set to false, or if both the Allow Inbound Transactions and Allow Outbound Transactions flags are set to false:
    - For the following connection type, the Subordinate Transaction Manager Facet MUST refuse to accept incoming connections from remote machines as specified in [\[MS-CMP\]](#) section 3.1.5.5 with the rejection reason set to 0x80070005.
      - [CONNTYPE\\_PARTNERTM\\_REDELIVERCOMMIT \(section 2.2.9.2.2.1\)](#)

All data elements maintained by the Subordinate Transaction Manager Facet are initialized to an empty value unless stated otherwise in this section or in the initialization sections of the facets the Subordinate Transaction Manager Facet extends, as described in section [3.8.1](#).

### 3.8.4 Higher-Layer Triggered Events

There are no higher-layer triggered events.

### 3.8.5 Processing Events and Sequencing Rules

#### 3.8.5.1 Transaction Propagation and Coordination

##### 3.8.5.1.1 Push Propagation

###### 3.8.5.1.1.1 CONNTYPE\_PARTNERTM\_PROPAGATE as Acceptor

For all messages received in this connection type, the [Subordinate Transaction Manager Facet \(section 1.3.3.3.5\)](#) MUST process the message as specified in section [3.1](#).

Also, the Subordinate Transaction Manager Facet (section 1.3.3.3.5) MUST override the default state verification actions for incoming messages as specified in section [3.1.6](#) in the following manner:

- If the current connection state does not define a processing rule for the message:
  - Send a [PARTNERTM\\_PROPAGATE\\_MTAG\\_PROTOCOL\\_ERROR](#) message using the connection.
  - Perform default invalid message processing, as specified in section [3.1.6](#).

The Subordinate Transaction Manager Facet (section 1.3.3.3.5) MUST additionally follow the processing rules as specified in this section.

###### 3.8.5.1.1.1.1 Receiving a PARTNERTM\_PROPAGATE\_MTAG\_PROPAGATE Message

When the [Subordinate Transaction Manager Facet \(section 1.3.3.3.5\)](#) receives a [PARTNERTM\\_PROPAGATE\\_MTAG\\_PROPAGATE \(section 2.2.9.1.1.1.1\)](#) message, the Subordinate Transaction Manager Facet MUST perform the following actions:

- If the connection state is Idle:
  - Set the connection state to Propagating.
  - If the transaction manager does not have sufficient memory available to process the message, it MUST:
    - Send a [PARTNERTM\\_PROPAGATE\\_MTAG\\_NO\\_MEM \(section 2.2.9.1.1.1.4\)](#) message.
    - Set the connection state to [Ended \(section 3.8.1.1.13\)](#).
  - Otherwise, find the transaction object in the transaction table of the transaction manager using the **guidTx** field from the message as the key:
    - If the transaction object is found in the list:
      - Send a [PARTNERTM\\_PROPAGATE\\_MTAG\\_DUPLICATE \(section 2.2.9.1.1.1.3\)](#) message to the superior transaction manager.

- Set the connection state to Ended.
- Otherwise, if the transaction object is not found in the list:
  - Create a new transaction object with the information provided in the message:
    - Use the **guidTx** field from the message as the **Transaction Object.Identifier** value.
    - Use the **isoLevel** field from the message as the Isolation Level value.
    - Use the **szDesc** field from the message as the Description value.
  - Add the connection to the connection list of the transaction.
  - Create a new Enlistment object with the following values:
    - The Subordinate Transaction Manager Facet.
    - The new transaction object.
    - This connection object.
  - Assign the enlistment to the connection's Enlistment field.
  - Signal the [Create Superior Enlistment \(section 3.2.7.12\)](#) event on the [Core Transaction Manager Facet \(section 1.3.3.3.1\)](#) with the Enlistment object.
- Otherwise, the message MUST be processed as specified in section [3.1.6](#).

#### 3.8.5.1.1.1.2 Receiving Other PARTNERTM\_PROPAGATE\_MTAG Messages

When the [Subordinate Transaction Manager Facet \(section 1.3.3.3.5\)](#) receives one of these messages:

- [PARTNERTM\\_PROPAGATE\\_MTAG\\_PHASE0REGISTRATIONREJECTED \(section 2.2.9.1.1.1.16\)](#)
- [PARTNERTM\\_PROPAGATE\\_MTAG\\_PHASE0REGISTERED \(section 2.2.9.1.1.1.15\)](#)
- [PARTNERTM\\_PROPAGATE\\_MTAG\\_PHASE0 \(section 2.2.9.1.1.1.17\)](#)
- [PARTNERTM\\_PROPAGATE\\_MTAG\\_ABORTREQ \(section 2.2.9.1.1.1.11\)](#)
- [PARTNERTM\\_PROPAGATE\\_MTAG\\_PREPAREREQ \(section 2.2.9.1.1.1.6\)](#)
- [PARTNERTM\\_PROPAGATE\\_MTAG\\_COMMITREQ \(section 2.2.9.1.1.1.9\)](#)

It MUST follow the same message processing rules as the [CONNTYPE PARTNERTM\\_BRANCH \(section 2.2.9.1.2.1\)](#) connection type acting as an initiator. See [CONNTYPE PARTNERTM\\_BRANCH as Initiator \(section 3.8.5.1.2.1\)](#) for more information.

#### 3.8.5.1.1.1.3 Receiving a PARTNERTM\_PROPAGATE\_MTAG\_PROTOCOL\_ERROR Message

The processing of this event MUST be identical to the processing of the [Connection Disconnected](#) event.

#### 3.8.5.1.1.1.4 CONNTYPE\_PARTNERTM\_PROPAGATE Connection Disconnected

When a [CONNTYPE PARTNERTM PROPAGATE \(section 2.2.9.1.1.1\)](#) connection is disconnected, the [Subordinate Transaction Manager Facet \(section 1.3.3.3.5\)](#) MUST perform the same actions as the [CONNTYPE PARTNERTM BRANCH \(section 2.2.9.1.2.1\)](#) connection type acting as an initiator. See section [3.8.5.1.2.1](#) for more information.

#### 3.8.5.1.2 Pull Propagation

##### 3.8.5.1.2.1 CONNTYPE\_PARTNERTM\_BRANCH as Initiator

For all messages received in this connection type, the [Subordinate Transaction Manager Facet](#) MUST process the message as specified in section [3.1](#).

Also, the Subordinate Transaction Manager Facet MUST override the default state verification actions for incoming messages as specified in section [3.1.6](#) in the following manner:

- If the current connection state does not define a processing rule for the message:
  - Send a [PARTNERTM\\_PROPAGATE\\_MTAG\\_PROTOCOL\\_ERROR](#) message using the connection.
  - Perform default invalid message processing, as specified in section [3.1.6](#).

The Subordinate Transaction Manager Facet MUST additionally follow the processing rules as specified in the following sections.

##### 3.8.5.1.2.1.1 Receiving a PARTNERTM\_BRANCH\_MTAG\_BRANCHED Message

When the [Subordinate Transaction Manager Facet \(section 1.3.3.3.5\)](#) receives a [PARTNERTM\\_BRANCH\\_MTAG\\_BRANCHED \(section 2.2.9.1.2.1.6\)](#) message, the Subordinate Transaction Manager Facet MUST perform the following actions:

- If the connection state is Awaiting Branch Response:
  - Set the connection state to Active.
  - Create an Enlistment object with the following values:
    - The Subordinate Transaction Manager Facet
    - The transaction object referenced by the connection's Connection-Specific Data field
    - This connection object
  - Set this connection's **enlistment** field to reference the new Enlistment object.
  - Signal the [Branch Transaction Success \(section 3.2.7.9\)](#) event on the [Core Transaction Manager Facet \(section 1.3.3.3.1\)](#) with the Enlistment object.
- Otherwise, the message MUST be processed as an invalid message as specified in section [3.1.6](#).

### **3.8.5.1.2.1.2 Receiving a PARTNERTM\_BRANCH\_MTAG\_BRANCH\_LOG\_FULL, PARTNERTM\_BRANCH\_MTAG\_BRANCH\_NO\_MEM, PARTNERTM\_BRANCH\_MTAG\_BRANCH\_TOO\_LATE, PARTNERTM\_BRANCH\_MTAG\_BRANCH\_TOO\_MANY, or PARTNERTM\_BRANCH\_MTAG\_BRANCH\_TX\_NOT\_FOUND Message**

When the [Subordinate Transaction Manager Facet](#) receives one of these messages, the Subordinate Transaction Manager Facet MUST perform the following actions:

- If the connection state is Awaiting Branch Response:
  - Create an Enlistment object with a reference to the Subordinate Transaction Manager Facet, a reference to this connection, and a reference to the transaction object referenced by this connection.
  - Signal the [Branch Transaction Failure](#) event on the [Core Transaction Manager Facet](#) with the following arguments:
    - The Enlistment object.
    - The failure code that matches the incoming message:
      - PARTNERTM\_BRANCH\_MTAG\_BRANCH\_LOG\_FULL: Log Full Remote
      - PARTNERTM\_BRANCH\_MTAG\_BRANCH\_NO\_MEM: No Mem Remote
      - PARTNERTM\_BRANCH\_MTAG\_BRANCH\_TOO\_LATE: Too Late
      - PARTNERTM\_BRANCH\_MTAG\_BRANCH\_TOO\_MANY: Too Many Remote
      - PARTNERTM\_BRANCH\_MTAG\_BRANCH\_TX\_NOT\_FOUND: Tx Not Found
  - Set the connection state to Ended.
- Otherwise, the message MUST be processed as an invalid message as specified in section [3.1.6](#).

### **3.8.5.1.2.1.3 Receiving a PARTNERTM\_PROPAGATE\_MTAG\_PHASE0REGISTERED Message**

When the [Subordinate Transaction Manager Facet \(section 1.3.3.3.5\)](#) receives a [PARTNERTM\\_PROPAGATE\\_MTAG\\_PHASE0REGISTERED \(section 2.2.9.1.1.1.15\)](#) message, the Subordinate Transaction Manager Facet MUST perform the following actions:

- If the connection state is Awaiting Registration Response:
  - Set the connection state to Awaiting Phase Zero.
  - Signal the [Register Phase Zero Success \(section 3.2.7.29\)](#) event on the [Core Transaction Manager Facet \(section 1.3.3.3.1\)](#) with the Enlistment object referenced by this connection.
- Otherwise, if the connection state is Awaiting Registration Response During Phase Zero:
  - Set the connection state to Awaiting Phase Zero Outcome With Outstanding Registration.
  - Signal the Register Phase Zero Success event on the Core Transaction Manager Facet with the Enlistment object referenced by this connection.

- Otherwise, the message MUST be processed as an invalid message as specified in section [3.1.6](#).

#### **3.8.5.1.2.1.4 Receiving a PARTNERTM\_PROPAGATE\_MTAG\_PHASE0REGISTRATIONREJECTED Message**

When the [Subordinate Transaction Manager Facet \(section 1.3.3.3.5\)](#) receives a [PARTNERTM\\_PROPAGATE\\_MTAG\\_PHASE0REGISTRATIONREJECTED \(section 2.2.9.1.1.1.16\)](#) message, the Subordinate Transaction Manager Facet MUST perform the following actions:

- If the connection state is Awaiting Registration Response:
  - Set the connection state to Active.
  - Signal the [Register Phase Zero Failure \(section 3.2.7.28\)](#) event on the [Core Transaction Manager Facet \(section 1.3.3.3.1\)](#) with the following arguments:
    - The Enlistment object referenced by this connection.
    - A failure reason of Too Late.
- Otherwise, if the connection state is Awaiting Registration Response During Phase Zero:
  - Set the connection state to Awaiting Phase Zero Outcome.
  - Signal the Register Phase Zero Failure event on the Core Transaction Manager Facet with the following arguments:
    - The Enlistment object referenced by this connection.
    - A failure reason of Too Late.
- Otherwise, the message MUST be processed as an invalid message as specified in section [3.1.6](#).

#### **3.8.5.1.2.1.5 Receiving a PARTNERTM\_PROPAGATE\_MTAG\_ABORTREQ Message**

When the [Subordinate Transaction Manager Facet](#) receives a [PARTNERTM\\_PROPAGATE\\_MTAG\\_ABORTREQ](#) message, the Subordinate Transaction Manager Facet MUST perform the following actions:

- If the connection state is either Active or Prepared:
  - Set the connection state to Aborting.
  - Signal the [Begin Rollback](#) event on the [Core Transaction Manager Facet](#) with the transaction object referenced by the Enlistment object referenced by this connection.
- Otherwise, the message MUST be processed as an invalid message as specified in section [3.1.6](#).

#### **3.8.5.1.2.1.6 Receiving a PARTNERTM\_PROPAGATE\_MTAG\_PHASE0 Message**

When the [Subordinate Transaction Manager Facet](#) receives a [PARTNERTM\\_PROPAGATE\\_MTAG\\_PHASE0](#) message, the Subordinate Transaction Manager Facet MUST perform the following actions:

- If the connection state is Awaiting Phase Zero:
  - Set the connection state to Awaiting Phase Zero Outcome.

- Signal the [Begin Phase Zero](#) event on the [Core Transaction Manager Facet](#) with the transaction object referenced by the Enlistment object referenced by this connection.
- Otherwise, the message MUST be processed as an invalid message as specified in section [3.1.6](#).

#### **3.8.5.1.2.1.7 Receiving a PARTNERTM\_PROPAGATE\_MTAG\_PREPAREREQ Message**

When the [Subordinate Transaction Manager Facet](#) receives a [PARTNERTM\\_PROPAGATE\\_MTAG\\_PREPAREREQ](#) message, the Subordinate Transaction Manager Facet MUST perform the following actions:

- If the connection state is Active:
  - Set the connection state to Preparing.
  - Signal the [Begin Phase One](#) event on the [Core Transaction Manager Facet](#) with the following arguments:
    - The Transaction object referenced by the Enlistment object referenced by the receiving connection.
    - If the **fSinglePhase** field of the message is set to 0x00000000:
      - Set the **Single Phase Commit** flag to false.
    - Otherwise:
      - Set the **Single Phase Commit** flag to true.
- Otherwise, the message MUST be processed as an invalid message as specified in section [3.1.6](#).

#### **3.8.5.1.2.1.8 Receiving a PARTNERTM\_PROPAGATE\_MTAG\_COMMITREQ Message**

When the [Subordinate Transaction Manager Facet](#) receives a [PARTNERTM\\_PROPAGATE\\_MTAG\\_COMMITREQ](#) message, the Subordinate Transaction Manager Facet MUST perform the following actions:

- If the connection state is Prepared:
  - Set the connection state to Committing.
  - Signal the [Begin Commit](#) on the [Core Transaction Manager Facet](#) event with the transaction object referenced by the Enlistment object referenced by this connection.
- Otherwise, the message MUST be processed as an invalid message as specified in section [3.1.6](#).

#### **3.8.5.1.2.1.9 Receiving a PARTNERTM\_PROPAGATE\_MTAG\_PROTOCOL\_ERROR Message**

The processing of this event MUST be identical to the processing of the [Connection Disconnected](#) event.

#### **3.8.5.1.2.1.10 Connection Disconnected**

When a [CONNTYPE PARTNERTM BRANCH \(section 2.2.9.1.2.1\)](#) connection is disconnected, the [Subordinate Transaction Manager Facet \(section 3.8\)](#) MUST perform the following actions:

- If the connection state is Prepared:
  - Signal the [Recover In Doubt Transaction \(section 3.8.7.8\)](#) event on the Subordinate Transaction Manager Facet (section 3.8) with the Enlistment object referenced by this connection.
- Otherwise, if the connection state is Preparing:
  - If the transaction object's Single Phase Commit flag (defined in section [3.2.1](#)) is false, signal the [Begin Rollback \(section 3.2.7.6\)](#) event on [Core Transaction Manager Facet \(section 1.3.3.3.1\)](#) with the transaction object referenced by the Enlistment object referenced by this connection.
  - Otherwise, the event MUST be processed as specified in section [3.1.8.3](#).
- Otherwise, if the connection state is Awaiting Branch Response:
  - Create an Enlistment object with the following values:
    - The Subordinate Transaction Manager Facet (section 3.8).
    - The transaction object in the Connection-Specific Data field of this connection.
    - This connection object.
  - Signal the [Branch Transaction Failure \(section 3.2.7.8\)](#) event on the Core Transaction Manager Facet (section 1.3.3.3.1) with the following arguments:
    - The new enlistment object.
    - A failure code of Comm Failed.
  - Set the connection state to Ended.
- Otherwise, if the connection state is Active, Awaiting Registration Response, Awaiting Registration Response During Phase Zero, Awaiting Phase Zero, Awaiting Phase Zero Outcome, or Awaiting Phase Zero Outcome With Outstanding Registration:
  - Signal the Begin Rollback (section 3.2.7.6) event on the Core Transaction Manager Facet (section 1.3.3.3.1) with the transaction object referenced by this connection.
- Otherwise, the event MUST be processed as specified in section [3.1.8.3](#).

### **3.8.5.2 Transaction Recovery**

#### **3.8.5.2.1 Subordinate-Driven Recovery**

##### **3.8.5.2.1.1 CONNTYPE\_PARTNERTM\_CHECKABORT as Initiator**

For all messages received in this connection type, the [Subordinate Transaction Manager Facet](#) MUST process the message in accordance with section [3.8](#). The Subordinate Transaction Manager MUST additionally follow the processing rules specified in the following sections.

### 3.8.5.2.1.1.1 Receiving a PARTNERTM\_CHECKABORT\_MTAG\_ABORTED Message

When the [Subordinate Transaction Manager Facet \(section 1.3.3.3.5\)](#) receives a [PARTNERTM\\_CHECKABORT\\_MTAG\\_ABORTED \(section 2.2.9.2.1.1.2\)](#) message, the Subordinate Transaction Manager MUST perform the following actions:

- If the connection state is Awaiting Confirmation:
  - Signal the [Begin Rollback \(section 3.2.7.6\)](#) event on the [Core Transaction Manager Facet \(section 1.3.3.3.1\)](#) with the:
    - The transaction object referenced by the Enlistment object referenced by this connection.
  - Set the Connection state to Ended.
- Otherwise, the message MUST be processed as an invalid message as specified in section [3.1.6](#).

### 3.8.5.2.1.1.2 Receiving a PARTNERTM\_CHECKABORT\_MTAG\_RETRY Message

When the [Subordinate Transaction Manager Facet](#) receives a [PARTNERTM\\_CHECKABORT\\_MTAG\\_RETRY](#) message, the Subordinate Transaction Manager Facet MUST perform the following actions:

- If the connection state is Awaiting Confirmation:
  - Set the connection state to Waiting to Rerequest.
  - Initialize a Check Abort Timer with the following arguments:
    - The connection's Enlistment object
    - An implementation-specific time-out value
- Otherwise, the message MUST be processed as an invalid message as specified in section [3.1.6](#).

### 3.8.5.2.1.1.3 CONNTYPE\_PARTNERTM\_CHECKABORT Connection Disconnected

When a [CONNTYPE PARTNERTM\\_CHECKABORT \(section 2.2.9.2.1.1\)](#) connection is disconnected, the [Subordinate Transaction Manager Facet \(section 3.8\)](#) MUST perform the following actions:

- If the connection state is Waiting to Rerequest:
  - Cancel the Check Abort Timer associated with the connection.
- If the connection state is Idle, Waiting to Rerequest, or Awaiting Confirmation:
  - Signal the [Recover In Doubt Transaction \(section 3.8.7.8\)](#) event on the [Subordinate Transaction Manager Facet \(section 1.3.3.3.5\)](#) with the Enlistment object referenced by this connection.
  - Set the connection state to Ended.
- Finally, in all cases, the event MUST be processed as specified in section [3.1.8.3](#).

### 3.8.5.2.2 Superior-Driven Recovery

#### 3.8.5.2.2.1 CONNTYPE\_PARTNERTM\_REDELIVERCOMMIT as Acceptor

For all messages received in this connection type, the [Subordinate Transaction Manager Facet](#) MUST process the message in accordance with section [3.8](#). The Subordinate Transaction Manager Facet MUST additionally follow the processing rules specified in the following sections.

##### 3.8.5.2.2.1.1 Receiving a PARTNERTM\_REDELIVERCOMMIT\_MTAG\_COMMITREQ Message

When the subordinate transaction manager receives a [PARTNERTM\\_REDELIVERCOMMIT\\_MTAG\\_COMMITREQ \(section 2.2.9.2.2.1.1\)](#) message, the [Subordinate Transaction Manager Facet \(section 1.3.3.3.5\)](#) MUST perform the following actions:

- If the connection state is Idle:
  - Set the connection state to Processing Commit Inquiry.
  - Find the transaction object in the transaction manager's transaction table, using the **guidTx** field from the message as a key.
  - If the transaction object is not found:
    - Send a [PARTNERTM\\_REDELIVERCOMMIT\\_MTAG\\_COMMITREQDONE \(section 2.2.9.2.2.1.2\)](#) message using the connection.
    - Set the connection state to Ended.
  - Otherwise, if the transaction state is either [Phase One Complete \(section 3.2.1.3.8\)](#) or [In Doubt \(section 3.2.1.3.12\)](#):
    - Signal the [Cancel Check Abort \(section 3.8.7.2\)](#) event on the Subordinate Transaction Manager Facet with the transaction object.
    - Signal the [Begin Commit \(section 3.2.7.2\)](#) event on the [Core Transaction Manager Facet \(section 1.3.3.3.1\)](#) with the transaction object.
  - Otherwise:
    - Send a [PARTNERTM\\_REDELIVERCOMMIT\\_MTAG\\_RETRY \(section 2.2.9.2.2.1.3\)](#) message using the connection.
    - Set the connection state to Idle.
- Otherwise, the message MUST be processed as an invalid message as specified in section [3.1.8.1](#).

##### 3.8.5.2.2.1.2 Connection Disconnected

When a [CONNTYPE\\_PARTNERTM\\_REDELIVERCOMMIT \(section 2.2.9.2.2.1\)](#) connection is disconnected, the [Subordinate Transaction Manager Facet \(section 1.3.3.3.5\)](#) MUST perform the actions as specified in section [3.1.8.3](#).

## 3.8.6 Timer Events

### 3.8.6.1 Check Abort Timer

When this timer expires, the [Subordinate Transaction Manager Facet \(section 1.3.3.3.5\)](#) MUST perform the following actions:

- If the connection referenced by the provided enlistment is in the Waiting to Rerequest state:
  - Set the connection state to Idle.
  - Send a [PARTNERTM\\_CHECKABORT\\_MTAG\\_CHECK \(section 2.2.9.2.1.1.1\)](#) message using the connection referenced by the provided Enlistment object:
    - Set the **guidTX** field to the provided Enlistment object's transaction object's **Transaction Object.Identifier** field.
  - Set the connection state to Awaiting Confirmation.
- Otherwise, ignore the timer event.

## 3.8.7 Other Local Events

A [Subordinate Transaction Manager Facet](#) MUST be prepared to process the local events defined in the following sections.

The subordinate transaction manager MUST be prepared to process local events pertaining to Phase Zero functionality only on versions where the connection type [CONNTYPE\\_TXUSER\\_PHASE0](#) is supported. [Version-Specific Aspects of Connection Types Relevant to a Resource Manager \(section 2.2.1.1.3\)](#) defines protocol version support for this connection type. The following local events are affected:

- [Register Phase Zero](#)
- [Phase Zero Complete](#)

### 3.8.7.1 Branch Transaction

The Branch Transaction event MUST be signaled with the following arguments:

- A transaction object
- A Name object representing the remote superior transaction manager

If the Branch Transaction event is signaled, the [Subordinate Transaction Manager Facet \(section 3.8\)](#) MUST perform the following actions:

- Initiate a new [CONNTYPE\\_PARTNERTM\\_BRANCH \(section 2.2.9.1.2.1\)](#) connection to the provided Name object.
- Assign the provided transaction object to the connection's Connection-Specific Data field.
- Send a [PARTNERTM\\_BRANCH\\_MTAG\\_BRANCHING \(section 2.2.9.1.2.1.7\)](#) message using the connection:
  - Set the **guidTX** field to the provided **Transaction Object.Identifier** field of the transaction object.

- Set the connection state to [Awaiting Branch Response \(section 3.8.1.2.2\)](#).

### 3.8.7.2 Cancel Check Abort

The Cancel Check Abort event MUST be signaled with the following arguments:

- A transaction object.

If the Cancel Check Abort event is signaled, the [Subordinate Transaction Manager Facet \(section 3.8\)](#) MUST perform the following actions:

- Find a connection object of type [CONNTYPE PARTNERTM CHECKABORT \(section 2.2.9.2.1.1\)](#) in the transaction object's Connection list.
- If no such connection is found, ignore the event.
- Otherwise:
  - If a Check Abort timer is active for the transaction, cancel it.
  - Set the connection state to Ended.

### 3.8.7.3 Commit Complete

The Commit Complete event MUST be signaled with the following arguments:

- An Enlistment object

If the Commit Complete event is signaled, the [Subordinate Transaction Manager Facet \(section 3.8\)](#) MUST perform the following actions:

- If the provided enlistment's connection is of type [CONNTYPE TXUSER BRANCH \(section 2.2.9.1.2.1\)](#) or [CONNTYPE PARTNERTM PROPAGATE \(section 2.2.9.1.1.1\)](#):
  - Send a [PARTNERTM PROPAGATE MTAG COMMITREQDONE \(section 2.2.9.1.1.1.10\)](#) message using the provided enlistment's connection.
  - Set the connection state to Ended.
- Otherwise, if the provided enlistment's connection is of type [CONNTYPE PARTNERTM REDELIVERCOMMIT \(section 2.2.9.2.2.1\)](#):
  - Send a [PARTNERTM REDELIVERCOMMIT MTAG COMMITREQDONE \(section 2.2.9.2.2.1.2\)](#) message using the provided enlistment's connection.
  - Set the connection state to Ended.

### 3.8.7.4 Create Superior Enlistment Success

The Create Superior Enlistment Success event MUST be signaled with the following arguments:

- An Enlistment object

If the Create Superior Enlistment Success event is signaled, the [Subordinate Transaction Manager Facet \(section 3.8\)](#) MUST perform the following actions:

- Send a [PARTNERTM PROPAGATE MTAG PROPAGATED \(section 2.2.9.1.1.1.2\)](#) message using the provided enlistment's connection:

- Set the connection state to Active.

### 3.8.7.5 Create Superior Enlistment Failure

The Create Superior Enlistment event MUST be signaled with the following arguments:

- An Enlistment object.
- A value indicating the failure reason. The reason MUST be set to one of the following values:
  - Duplicate
  - Log Full

If the Create Superior Enlistment Failure event is signaled, the [Subordinate Transaction Manager Facet \(section 3.8\)](#) MUST perform the following actions:

- Send the matching message for the following reason codes using the provided enlistment's connection:
  - Duplicate: [PARTNERTM\\_PROPAGATE\\_MTAG\\_DUPLICATE \(section 2.2.9.1.1.1.3\)](#)
  - Log Full: [PARTNERTM\\_PROPAGATE\\_MTAG\\_LOG\\_FULL \(section 2.2.9.1.1.1.5\)](#)
- Set the connection state to Ended.

### 3.8.7.6 Phase Zero Complete

The Phase Zero Complete event MUST be signaled with the following arguments:

- An Enlistment object.
- An outcome value. This value MUST be one of the following:
  - Success
  - Failure

If the Phase Zero Complete event is signaled, the [Subordinate Transaction Manager Facet \(section 3.8\)](#) MUST perform the following actions:

- If the provided outcome is Success:
  - Send a [PARTNERTM\\_PROPAGATE\\_MTAG\\_PHASE0COMPLETE \(section 2.2.9.1.1.1.18\)](#) message using the provided enlistment's connection.
  - Set the connection state to Active.
- Otherwise:
  - Send a [PARTNERTM\\_PROPAGATE\\_MTAG\\_ABORTNOTIFY \(section 2.2.9.1.1.1.13\)](#) message using the provided enlistment's connection.
  - Set the connection state to Ended.

### 3.8.7.7 Phase One Complete

The Phase One Complete event MUST be signaled with the following arguments:

- An Enlistment object.
- A value indicating the outcome of [Phase One](#). The value MUST be set to one of the following values:
  - Read Only
  - Prepared
  - Committed
  - Aborted
  - In Doubt

If the Phase One Complete event is signaled, the [Subordinate Transaction Manager Facet \(section 3.8\)](#) MUST perform the following actions:

- If the provided outcome is Read Only:
  - Send a [PARTNERTM\\_PROPAGATE\\_MTAG\\_PREPAREREQDONE \(section 2.2.9.1.1.1.7\)](#) message using the provided enlistment's connection:
    - Set the **prepareReqDone** field to PARTNERTM\_PROPAGATE\_PREPAREREQDONE\_READ\_ONLY.
    - Set the **guidReason** field to the value provided by the higher-layer business logic, as specified in section [2.2.9.1.1.1.7](#).
  - Set the connection state to Ended.
- Otherwise, if the provided outcome is Prepared:
  - Send a PARTNERTM\_PROPAGATE\_MTAG\_PREPAREREQDONE (section 2.2.9.1.1.1.7) message using the provided enlistment's connection:
    - Set the **prepareReqDone** field to PARTNERTM\_PROPAGATE\_PREPAREREQDONE\_OK.
  - Set the connection state to Ended.
- Otherwise, if the provided outcome is Committed:
  - Send a PARTNERTM\_PROPAGATE\_MTAG\_PREPAREREQDONE (section 2.2.9.1.1.1.7) message using the connection:
    - Set the **prepareReqDone** field to PARTNERTM\_PROPAGATE\_PREPAREREQDONE\_SINGLEPHASE\_COMMIT.
  - Set the connection state to Ended.
- Otherwise, if the provided outcome is Aborted:
  - Send a PARTNERTM\_PROPAGATE\_MTAG\_PREPAREREQDONE (section 2.2.9.1.1.1.7) message using the connection:
    - Set the **prepareReqDone** field MUST to PARTNERTM\_PROPAGATE\_PREPAREREQDONE\_ABORT.
  - Set the connection state to Ended.

- Otherwise, if the provided outcome is [In Doubt \(section 3.2.1.3.12\)](#):
  - Send a PARTNERTM\_PROPAGATE\_MTAG\_PREPAREREQDONE (section 2.2.9.1.1.1.7) message using the connection:
    - Set the **prepareReqDone** field MUST to PARTNERTM\_PROPAGATE\_PREPAREREQDONE\_SINGLEPHASE\_INDOUBT.
  - Set the connection state to Ended.

### 3.8.7.8 Recover In Doubt Transaction

The Recover In Doubt Transaction event MUST be signaled with the following arguments:

- An Enlistment object

If the Recover In Doubt Transaction event is signaled, the [Subordinate Transaction Manager Facet \(section 3.8\)](#) MUST perform the following actions:

- Initiate a new [CONNTYPE PARTNERTM CHECKABORT \(section 2.2.9.2.1.1\)](#) connection using the Name object referenced by the **Name** field of the Session object containing the provided Enlistment's connection.
- Send a [PARTNERTM CHECKABORT MTAG CHECK \(section 2.2.9.2.1.1.1\)](#) message using the connection:
  - Set the **guidTX** field to the **Transaction Object.Identifier** field of the transaction object referenced by the provided Enlistment object.
- Set the connection state to Awaiting Confirmation.

### 3.8.7.9 Register Phase Zero

The Register Phase Zero event MUST be signaled with the following arguments:

- An Enlistment object

If the Register Phase Zero event is signaled, the [Subordinate Transaction Manager Facet \(section 3.8\)](#) MUST perform the following actions:

- If the provided enlistment's connection state is Active:
  - Set the connection state to [Awaiting Registration Response \(section 3.8.1.1.5\)](#).
  - Send a [PARTNERTM PROPAGATE MTAG PHASE0REGISTER \(section 2.2.9.1.1.1.14\)](#) message using the connection.
- Otherwise, if the connection state is Awaiting Phase Zero Outcome:
  - Set the connection state to [Awaiting Registration Response During Phase Zero \(section 3.8.1.1.8\)](#).
  - Send a PARTNERTM\_PROPAGATE\_MTAG\_PHASE0REGISTER (section 2.2.9.1.1.1.14) message using the enlistment's connection.
- Otherwise:

- Signal the [Register Phase Zero Failure \(section 3.2.7.28\)](#) on the [Core Transaction Manager Facet \(section 1.3.3.3.1\)](#) with the following arguments:
  - The provided Enlistment object
  - The Too Late reason code

### 3.8.7.10 Rollback Complete

The Rollback Complete event MUST be signaled with the following arguments:

- An Enlistment object

If the Rollback Complete event is signaled, the [Subordinate Transaction Manager Facet \(section 3.8\)](#) MUST perform the following actions:

- If the provided enlistment's connection is of type [CONNTYPE PARTNERTM BRANCH \(section 2.2.9.1.2.1\)](#) or [CONNTYPE PARTNERTM PROPAGATE \(section 2.2.9.1.1.1\)](#)
  - Send a [PARTNERTM PROPAGATE MTAG ABORTREQDONE \(section 2.2.9.1.1.1.12\)](#) message using the provided enlistment's connection.
  - Set the connection state to Ended.
- Otherwise, ignore the signal.

### 3.8.7.11 Unilaterally Aborted

The Unilaterally Aborted event MUST be signaled with the following arguments:

- An Enlistment object

If the Unilaterally Aborted event is signaled, the [Subordinate Transaction Manager Facet \(section 3.8\)](#) MUST perform the following actions:

- If the provided enlistment's connection state is Aborting:
  - Ignore the signal.
- Otherwise:
  - Send a [PARTNERTM PROPAGATE MTAG ABORTNOTIFY \(section 2.2.9.1.1.1.13\)](#) message using the provided enlistment's connection.
  - Set the connection state to Ended.

## 4 Protocol Examples

The following sections describe several operations as used in common scenarios to illustrate the function of the MSDTC Connection Manager: OleTx Transaction Protocol. These protocol examples generally assume that an OleTx transports session, as specified in [\[MS-CMPO\]](#) section 3.2.1.2, has already been established between the two participants. However, some examples exhibit how one participant establishes a new OleTx transports session with another participant because of the protocol that is being demonstrated.

Participants communicate with each other by using OleTx multiplexing connections, as specified in [\[MS-CMP\]](#) section 3.1.1.1, that are in turn layered on top of the OleTx transports infrastructure (as specified in [\[MS-CMPO\]](#) section 3.3.1). In these examples, messages are sent from one participant to another by submitting a [MESSAGE PACKET \(section 2.2.4.1\)](#) to the underlying OleTx multiplexing layer, as specified in [\[MS-CMP\]](#) section 3.1.4.1.

### 4.1 Simple Transaction Scenario

This scenario shows how an application creates and completes a transaction. The scenario begins with the application establishing a transport session with a transaction manager and negotiating its connection resources.

#### 4.1.1 Beginning a Transaction

This packet sequence is initiated by starting a connection on a transport session between an application and a transaction manager.

[CONNTYPE\\_TXUSER\\_BEGIN2](#): The packet sequence starts when an application initiates a connection using CONNTYPE\_TXUSER\_BEGIN2.

Field	Value	Value description
MsgTag	0x00000005	MTAG_CONNECTION_REQ
fIsMaster	0x00000001	1
dwConnectionId	0x00000001	1
dwUserMsgType	0x00000028	CONNTYPE_TXUSER_BEGIN2
dwcbVarLenData	0x00000000	0
dwReserved1	0xcd64cd64	dwReserved1: 0xcd64cd64

The application then sends a [TXUSER\\_BEGIN2 MTAG\\_BEGIN](#) user message specifying the isolation level, time-out, transaction description, and isolation flag. For this example, the application requests a transaction with ISOLATIONLEVEL\_SERIALIZABLE, a time-out of 60 seconds, a description of "sample transaction", and ISOFLAG\_RETAIN\_DONTCARE.

Field	Value	Value description
MsgTag	0x000000FF	MTAG_USER_MESSAGE
fIsMaster	0x00000001	1
dwConnectionId	0x00000001	1

Field	Value	Value description
dwUserMsgType	0x00006002	TXUSER_BEGIN2_MTAG_BEGIN
dwcbVarLenData	0x00000034	52
dwReserved1	0xcd64cd64	dwReserved1: 0xcd64cd64
isoLevel	0x00100000	ISOLATIONLEVEL_SERIALIZABLE
dwTimeout	0x0000EA60	60000
szDesc	0x706D6173 0x7420656C 0x736E6172 0x69746361 0x00006E6F 0x00000000 0x00000000 0x00000000 0x00000000 0x00000000 0x00000000	"sample transaction"
isoFlags	0x00000005	ISOFLAG_RETAIN_DONTCARE

When the transaction manager receives the TXUSER\_BEGIN2\_MTAG\_BEGIN message from the application, the transaction manager attempts to create a transaction object with a globally unique identifier (GUID) as its identifier. If the transaction manager successfully creates the transaction, it sends a [TXUSER\\_BEGIN2\\_MTAG\\_SINK\\_BEGUN](#) user message to the application specifying the transaction identifier as the *guidTx* field (for example, 4046037e-9722-46c9-9883-99062341cb35), and the transaction manager adds the transaction to its list of known transaction objects.

Field	Value	Value description
MsgTag	0x00000FFF	MTAG_USER_MESSAGE
fIsMaster	0x00000000	0
dwConnectionId	0x00000001	1
dwUserMsgType	0x00006006	TXUSER_BEGIN2_MTAG_SINK_BEGUN
dwcbVarLenData	0x00000010	16
dwReserved1	0xcd64cd64	dwReserved1: 0xcd64cd64
guidTx	0x4046037E 0x46C99722 0x06999883 0x35CB4123	4046037e-9722-46c9-9883-99062341cb35

### 4.1.2 Completing a Transaction

After the transaction begins, the application decides whether to commit or abort the transaction. If the application disconnects the connection before committing or aborting the transaction, the transaction manager assumes that the transaction aborts.

#### 4.1.2.1 Committing the Transaction

The application commits the transaction by sending a [TXUSER\\_BEGIN2\\_MTAG\\_COMMIT](#) user message specifying a value of zero in the unused **grfRM** field.

Field	Value	Value description
MsgTag	0x000000FF	MTAG_USER_MESSAGE
fIsMaster	0x00000001	1
dwConnectionId	0x00000001	1
dwUserMsgType	0x00006003	TXUSER_BEGIN2_MTAG_COMMIT
dwcbVarLenData	0x00000004	4
dwReserved1	0xcd64cd64	dwReserved1: 0xcd64cd64
grfRM	0x00000000	0

In response, the transaction manager attempts to commit the transaction by using a two-phase commit. If the transaction manager successfully completes [Phase One](#) of the transaction, the transaction manager sends a [TXUSER\\_BEGIN2\\_MTAG\\_SINK\\_ERROR](#) user message to the application with TRUN\_TXBEGIN\_ERROR\_NOTIFY\_COMMITTED specified in the **Error** field.

Field	Value	Value description
MsgTag	0x000000FF	MTAG_USER_MESSAGE
fIsMaster	0x00000000	0
dwConnectionId	0x00000001	1
dwUserMsgType	0x00006005	TXUSER_BEGIN2_MTAG_SINK_ERROR
dwcbVarLenData	0x00000004	4
dwReserved1	0xcd64cd64	dwReserved1: 0xcd64cd64
Error	0x0000001F	TRUN_TXBEGIN_ERROR_NOTIFY_COMMITTED

After the application gets the TXUSER\_BEGIN2\_MTAG\_SINK\_ERROR response from its transaction manager, no more user messages can be sent on this connection and the application initiates the disconnect sequence.

## 4.2 Transaction Marshaling Scenario (Pull Propagation)

This scenario shows how an application (or resource manager) on Machine1 marshals an existing transaction to an application or resource manager on Machine2 by using pull propagation. Because the receiving application obtains knowledge of an existing transaction, it is implied that another

application exists that has access to an existing transaction. The receiving application obtains the necessary information from the existing transaction. Because OleTx does not prescribe application-to-application communication, an out-of-band mechanism (such as an application API) needs to be available to transfer this knowledge from the sending application to the receiving application.

Pull propagation involves three main stages. In the first stage, the sending application (or sender) packages information about an existing transaction and sends the information to the receiving application (or receiver) — this is called marshaling the transaction.

During the second stage (unmarshaling the transaction), the receiver requests an association with the transmitted transaction. If the transaction manager of the receiver does not have a reference for the requested transaction, it enters the third stage and attempts to add itself as a subordinate branch of the transaction by using the transaction manager of the sender.

This scenario requires that the receiving application has established a transport session with a transaction manager and has negotiated its connection resources. The scenario also assumes that there is an out-of-band mechanism (an application API) that the sending and receiving applications use to exchange transactional information. In general, this API is also necessary for the sending application to prescribe work for the receiving application to perform as part of the transaction.

#### 4.2.1 Marshaling the Transaction

To marshal a transaction from the sending application to the receiving application, several pieces of information need to be transmitted to the receiver. The receiver needs to have sufficient knowledge of the existing transaction. That knowledge includes the transaction identifier, the isolation level, the isolation flag, and the description of the transaction.

The receiver also needs to have sufficient locative information of the sender's transaction manager in order for the receiver's transaction manager to establish a communication session with the sender's transaction manager (that is, the [OLETX\\_TM\\_ADDR](#)). The OLETX\_TM\_ADDR includes the host name of the sender's transaction manager, its contact identifier, and the RPC communication protocols that the transaction manager of the sender supports.

The transaction information and the sender transaction manager endpoint information are marshaled to a [Propagation Token](#) structure, as specified in section [2.2.5.4](#).

Field	Value	Description
dwVersionMin	0x00000001	1
dwVersionMax	0x00000002	2
guidTx	0x4046037E 0x46C99722 0x06999883 0x35CB4123	4046037e-9722-46c9-9883-99062341cb35
isoLevel	0x00100000	ISOLATIONLEVEL_SERIALIZABLE
isoFlags	0x00000005	ISOFLAG_RETAIN_DONTCARE
cbSourceTmAddr	0x00000058	88
szDesc	0x706D6173 0x7420656C	"sample-transaction"

Field	Value	Description
	0x736E6172 0x69746361 0x00006E6F 0x00000000 0x00000000 0x00000000 0x00000000 0x00000000	
szGuid	0x30616162 0x35373734 0x3466382d 0x66342d33 0x612d3934 0x2d666564 0x62316135 0x31353132 0x62303931 0x00000000	"BAA04775-8F43-4F49-ADEF-5A1B2151190B"
dwcbHostName	0x0000000a	10
dwReserved1	0xcd64cd64	dwReserved1: 0xcd64cd64
grbComProtsSupported	0x00000021	PROT_IP_TCP   PROT_LRPC
szHostName	0x6863614d 0x5f656e69 0x00000031	"Machine_1"
cbHostNameW	0x00000014	20
wszHostname	0x0061004D 0x00680063 0x006E0069 0x005F0065 0x00000031	L"Machine_1"

#### 4.2.2 Unmarshaling the Transaction

To begin the unmarshaling process, the receiving application initiates a connection over its transport session with its transaction manager.

[CONNTYPE\\_TXUSER\\_ASSOCIATE](#): The packet sequence starts when the receiving application initiates a connection by using CONNTYPE\_TXUSER\_ASSOCIATE.

Field	Value	Value description
MsgTag	0x00000005	MTAG_CONNECTION_REQ

Field	Value	Value description
fIsMaster	0x00000001	1
dwConnectionId	0x00000001	1
dwUserMsgType	0x00000011	CONNTYPE_TXUSER_ASSOCIATE
dwcbVarLenData	0x00000000	0
dwReserved1	0xcd64cd64	dwReserved1: 0xcd64cd64

The receiving application then sends a [TXUSER\\_ASSOCIATE\\_MTAG\\_ASSOCIATE](#) user message with the information transmitted to the receiver in the [Propagation Token](#).

Field	Value	Value description
MsgTag	0x000000FF	MTAG_USER_MESSAGE
fIsMaster	0x00000001	1
dwConnectionId	0x00000001	1
dwUserMsgType	0x00002031	TXUSER_ASSOCIATE_MTAG_ASSOCIATE
dwcbVarLenData	0x0000007C	124
dwReserved1	0xcd64cd64	dwReserved1: 0xcd64cd64
guidTx	0x4046037E 0x46C99722 0x06999883 0x35CB4123	4046037e-9722-46c9-9883-99062341cb35
isoLevel	0x00100000	ISOLATIONLEVEL_SERIALIZABLE
isoFlags	0x00000005	ISOFLAG_RETAIN_DONTCARE
cbSourceTmAddr	0x00000038	56
szDesc	0x706D6173 0x7420656C 0x736E6172 0x69746361 0x00006E6F 0x00000000 0x00000000 0x00000000 0x00000000 0x00000000	"sample transaction"
guidSignature	0xDC85CB48 0x11d2D8A5 0x8000828B	DC85CB48-D8A5-11d2-828B-00805F0DF75A

Field	Value	Value description
	0x5AF70D5F	
guidEndpoint	0xBAA04775 0x4F498F43 0x1B5AADEF 0x0B195121	BAA04775-8F43-4F49-ADEF-5A1B2151190B
grbComProtsSupported	0x00000021	PROT_IP_TCP   PROT_LRPC
wszHostName	0x0061004d 0x00680063 0x006e0069 0x005f0065 0x00000031	L"Machine_1"

When the receiver's transaction manager receives the TXUSER\_ASSOCIATE\_MTAG\_ASSOCIATE message, that transaction manager attempts to locate the transaction in its list of transaction objects by using the transaction identifier. If the transaction object is not found locally, the transaction manager attempts to pull the transaction from the sender's transaction manager by using information received from the TXUSER\_ASSOCIATE\_MTAG\_ASSOCIATE message (compare [Branching the Transaction](#)).

If the receiver's transaction manager can successfully locate the transaction object or if the requested transaction is successfully pulled to the receiver's transaction manager, it replies to the receiver with a [TXUSER\\_ASSOCIATE\\_MTAG\\_ASSOCIATED](#) user message.

Field	Value	Value description
MsgTag	0x00000FFF	MTAG_USER_MESSAGE
fIsMaster	0x00000000	0
dwConnectionId	0x00000001	1
dwUserMsgType	0x00002032	TXUSER_ASSOCIATE_MTAG_ASSOCIATED
dwcbVarLenData	0x00000000	0
dwReserved1	0xcd64cd64	dwReserved1: 0xcd64cd64

After the receiving application gets the TXUSER\_ASSOCIATE\_MTAG\_ASSOCIATED response from its transaction manager (or if it receives an error response), no more user messages can be sent on this connection and the receiver initiates the disconnect sequence.

### 4.2.3 Branching the Transaction

If the receiver's transaction manager does not have a reference to the requested transaction in its list of transaction objects, it attempts to contact the sender's transaction manager. If successful, it requests a subordinate branch to the transaction through the sender's transaction manager.

To branch the transaction, the receiver's transaction manager needs to have a transport session with the sender's transaction manager. If there is no existing transport session, the receiver's transaction manager uses the OLETX\_TM\_ADDR information about the sender's transaction manager

from the [Propagation Token \(section 2.2.5.4\)](#) to initiate a session between the two participants. Depending on the value of both participants' contact identifiers, the receiver's transaction manager initiates the transport session as either the primary or secondary partner.

To branch the transaction, the receiver's transaction manager initiates a connection over its transport session with the sender's transaction manager. If the transaction branching is successful, the superior transaction manager (that is, the sender's transaction manager) adds the receiver's transaction manager as a subordinate branch to the transaction.

[CONNTYPE\\_PARTNERTM\\_BRANCH](#): The packet sequence starts when the receiver's transaction manager initiates a CONNTYPE\_PARTNERTM\_BRANCH connection with the sender's transaction manager.

Field	Value	Value description
MsgTag	0x00000005	MTAG_CONNECTION_REQ
fIsMaster	0x00000001	1
dwConnectionId	0x00000001	1
dwUserMsgType	0x00000104	CONNTYPE_PARTNERTM_BRANCH
dwcbVarLenData	0x00000000	0
dwReserved1	0xcd64cd64	dwReserved1: 0xcd64cd64

The receiver's transaction manager then sends a [PARTNERTM\\_BRANCH\\_MTAG\\_BRANCHING](#) user message with the transaction identifier of the requested transaction.

Field	Value	Value description
MsgTag	0x00000FFF	MTAG_USER_MESSAGE
fIsMaster	0x00000001	1
dwConnectionId	0x00000001	1
dwUserMsgType	0x00002051	PARTNERTM_BRANCH_MTAG_BRANCHING
dwcbVarLenData	0x00000010	16
dwReserved1	0xcd64cd64	dwReserved1: 0xcd64cd64
guidTx	0x4046037E 0x46C99722 0x06999883 0x35CB4123	4046037e-9722-46c9-9883-99062341cb35

If the sender's transaction manager is able to create a subordinate branch, it responds to the receiver's transaction manager with a user message with *dwUserMsgType* equal to [PARTNERTM\\_BRANCH\\_MTAG\\_BRANCHED](#).

Field	Value	Value description
MsgTag	0x00000FFF	MTAG_USER_MESSAGE

Field	Value	Value description
fIsMaster	0x00000000	0
dwConnectionId	0x00000001	1
dwUserMsgType	0x00002052	PARTNERTM_BRANCH_MTAG_BRANCHED
dwcbVarLenData	0x00000000	0
dwReserved1	0xcd64cd64	dwReserved1: 0xcd64cd64

After receiving the PARTNERTM\_BRANCH\_MTAG\_BRANCHED reply from the sender's transaction manager, the receiver's transaction manager keeps the connection open in order to process two-phase commit notifications from the sender's transaction manager. The sender's transaction manager has now become the superior transaction manager for this transaction; the receiver's transaction manager is now the subordinate transaction manager.

If the sender's transaction manager is unable to create a subordinate branch, it responds to the receiver's transaction manager with a user message with dwUserMsgType set to an error value. No more messages are sent on this connection and the receiver's transaction manager initiates the disconnect sequence. The receiver transaction manager then sends an appropriate error response to the receiver on the [TXUSER ASSOCIATE\\_MTAG\\_ASSOCIATE](#) connection to inform the receiver of the failure to pull the transaction.

### 4.3 Transaction Marshaling Scenario (Push Propagation)

This scenario shows how an application or resource manager obtains access to an existing transaction through its transaction manager by using push propagation. Because the receiving application obtains knowledge of an existing transaction, this knowledge implies that there is another application that has access to an existing transaction. The receiving application obtains the necessary information from the existing transaction. Because OleTx does not prescribe application-to-application communication, an out-of-band mechanism (such as an application API) is needed to exchange this knowledge between the sending application and the receiving application.

Push propagation involves four main exchanges. The push sequence begins by the sending application (or sender) obtaining location information from the receiving application (or receiver) about its transaction manager, which is called the whereabouts. Subsequently, the sender uses the receiver's transaction manager whereabouts information to export the transaction. This exchange causes the sender's transaction manager to propagate the transaction to the receiver's transaction manager. The exchanges complete when the receiver imports the transaction from its transaction manager.

The scenario requires that the receiving application has established a transport session with a transaction manager and has negotiated its connection resources. The scenario also assumes that there is some out-of-band mechanism (an application API) that the sending and receiving applications use to exchange transactional information. In general, this API will also be necessary for the sending application to prescribe work for the receiving application to perform as part of the transaction.

#### 4.3.1 Obtaining the Whereabouts of the Receiver's Transaction Manager

To push the transaction from the sender's transaction manager to the receiver's transaction manager, the sender obtains the location of the receiver's transaction manager. Specifically, the sender needs to populate an [OLETX\\_TM\\_ADDR](#) structure in order to perform an export. Typically, the receiver sends an [SWhereabouts](#) structure to the sender by using an out-of-band API. The

SWhereabouts structure in this example contains two [STmToTmProtocol](#) structures: [SDtcCmEndpointInfoV1](#) and [SDtcCmEndpointInfoV2](#).

Field	Value	Value description
guidSignature	0x2ADB4462 0x11D0BD41 0xC000B12E 0xEFF3C24F	2ADB4462-BD41-11D0-B12E-00C04FC2F3EF
cTmToTmProtocols	0x00000002	2
tmprotDescribed	0x00000002	TmProtocolMsdtcV1
cbTmProtocolData	0x0000001C	28
comprotSupported	0x00000021	PROT_IP_TCP   PROT_LRPC
guidEndpointID	0xD2A6A4B9 0x48ABCDB0 0x34E3A68F 0x28611A9B	D2A6A4B9-CDB0-48AB-A68F-E3349B1A6128
szHostname	0x6863614d 0x00026e69	"Machine_2"
tmprotDescribed	0x00000003	TmProtocolMsdtcV2
cbTmProtocolData	0x00000014	20
wszHostname	0x0061004d 0x00680063 0x006e0069 0x005f0065 0x00000031	L"Machine_2"

### 4.3.2 Exporting the Transaction

To export the transaction, the sending application needs to have a [CONNTYPE\\_TXUSER\\_EXPORT](#) connection established with the transaction manager. If a connection is not established, the sender needs to initiate one now.

CONNTYPE\_TXUSER\_EXPORT: The packet sequence starts when the sender initiates a CONNTYPE\_TXUSER\_EXPORT connection with its transaction manager.

Field	Value	Value description
MsgTag	0x00000005	MTAG_CONNECTION_REQ
fIsMaster	0x00000001	1
dwConnectionId	0x00000002	2
dwUserMsgType	0x00000004	CONNTYPE_TXUSER_EXPORT

Field	Value	Value description
dwcbVarLenData	0x00000000	0
dwReserved1	0xcd64cd64	dwReserved1: 0xcd64cd64

The sending application then sends to its transaction manager a [TXUSER\\_EXPORT\\_MTAG\\_CREATE](#) user message on that connection specifying the receiver's transaction manager in an [OLETX\\_TM\\_ADDR](#) structure.

Field	Value	Value description
MsgTag	0x00000FFF	MTAG_USER_MESSAGE
fIsMaster	0x00000001	1
dwConnectionId	0x00000002	2
dwUserMsgType	0x00001041	TXUSER_EXPORT_MTAG_CREATE
dwcbVarLenData	0x00000038	56
dwReserved1	0xcd64cd64	dwReserved1: 0xcd64cd64
guidSignature	0xDC85CB48 0x11d2D8A5 0x8000828B 0x5AF70D5F	DC85CB48-D8A5-11d2-828B-00805F0DF75A
guidEndpoint	0xD2A6A4B9 0x48ABCD80 0x34E3A68F 0x28611A9B	D2A6A4B9-CDB0-48AB-A68F-E3349B1A6128
grbComProtsSupported	0x00000021	PROT_IP_TCP   PROT_LRPC
wszHostName	0x0061004d 0x00680063 0x006e0069 0x005f0065 0x00000032	L"Machine_2"

When the sender's transaction manager receives the create message, it converts the transaction manager information received in the `OLETX_TM_ADDR` structure to a Name object and stores the Name object in the **Connection-Specific Data** field of the connection object. If this operation is successful, the transaction manager responds to the sender with a [TXUSER\\_EXPORT\\_MTAG\\_CREATED](#) user message.

Field	Value	Value description
MsgTag	0x00000FFF	MTAG_USER_MESSAGE
fIsMaster	0x00000000	0

Field	Value	Value description
dwConnectionId	0x00000002	2
dwUserMsgType	0x00001042	TXUSER_EXPORT_MTAG_CREATED
dwcbVarLenData	0x00000000	0
dwReserved1	0xcd64cd64	dwReserved1: 0xcd64cd64

After the export connection is created, the sender requests that the transaction be exported to the receiver's transaction manager by sending a [TXUSER\\_EXPORT\\_MTAG\\_EXPORT](#) user message to its transaction manager. This message specifies the identifier of the transaction that the sender wants to have exported in the **guidTx** field of the message.

Field	Value	Value description
MsgTag	0x00000FFF	MTAG_USER_MESSAGE
fIsMaster	0x00000001	1
dwConnectionId	0x00000002	2
dwUserMsgType	0x00001043	TXUSER_EXPORT_MTAG_EXPORT
dwcbVarLenData	0x00000010	16
dwReserved1	0xcd64cd64	dwReserved1: 0xcd64cd64
guidTx	0x4046037E 0x46C99722 0x06999883 0x35CB4123	4046037e-9722-46c9-9883-99062341cb35

When the sender's transaction manager receives the export message, it attempts to propagate the transaction to the receiver's transaction manager. If the propagation is successful, the transaction manager sends to the sender a [TXUSER\\_EXPORT\\_MTAG\\_EXPORTED](#) user message.

Field	Value	Value description
MsgTag	0x00000FFF	MTAG_USER_MESSAGE
fIsMaster	0x00000000	0
dwConnectionId	0x00000002	2
dwUserMsgType	0x00001044	TXUSER_EXPORT_MTAG_EXPORTED
dwcbVarLenData	0x00000000	0
dwReserved1	0xcd64cd64	dwReserved1: 0xcd64cd64

When the sender receives the exported message, it sends information to the receiving application by using an out-of-band API that the exported transaction can be imported.

The sender can either close the export connection with its transaction manager by initiating the disconnect sequence, or it can maintain the connection for future exporting of transactions to the receiver's transaction manager.

### 4.3.3 Propagating the Transaction

When the sending transaction manager receives the export message from the sending application, the transaction manager attempts to propagate the transaction to the receiving transaction manager. If a transport session has not yet been established, the sending transaction manager attempts to establish the session now.

After a transport session is established between the sending transaction manager and the receiving transaction manager and resources are negotiated, the sending transaction manager initiates a [CONNTYPE\\_PARTNERTM\\_PROPAGATE](#) connection with the receiving transaction manager.

CONNTYPE\_PARTNERTM\_PROPAGATE: The packet sequence starts when the sending transaction manager initiates a CONNTYPE\_PARTNERTM\_PROPAGATE connection with the receiving transaction manager.

Field	Value	Value description
MsgTag	0x00000005	MTAG_CONNECTION_REQ
fIsMaster	0x00000001	1
dwConnectionId	0x00000001	1
dwUserMsgType	0x00000101	CONNTYPE_PARTNERTM_PROPAGATE
dwcbVarLenData	0x00000000	0
dwReserved1	0xcd64cd64	dwReserved1: 0xcd64cd64

The sending transaction manager then sends a [PARTNERTM\\_PROPAGATE\\_MTAG\\_PROPAGATE](#) user message to the receiving transaction manager and specifies the transaction identifier (guidTx), the isolation level (isoLevel), the transaction description (szDesc), and the isolation flags (isoFlags).

Field	Value	Value description
MsgTag	0x00000FFF	MTAG_USER_MESSAGE
fIsMaster	0x00000001	1
dwConnectionId	0x00000001	1
dwUserMsgType	0x00002001	PARTNERTM_PROPAGATE_MTAG_PROPAGATE
dwcbVarLenData	0x0000003c	60
dwReserved1	0xcd64cd64	dwReserved1: 0xcd64cd64
guidTx	0x4046037E 0x46C99722 0x06999883 0x35CB4123	4046037e-9722-46c9-9883-99062341cb35

Field	Value	Value description
isoLevel	0x00100000	ISOLATIONLEVEL_SERIALIZABLE
szDesc	0x706D6173 0x7420656C 0x736E6172 0x69746361 0x00006E6F 0x00000000 0x00000000 0x00000000 0x00000000 0x00000000 0x00000000	"sample transaction"

When the receiving transaction manager receives the message, it adds the transaction to its list of known transactions. If the propagation is successful, the receiving transaction manager sends to the sending transaction manager a [PARTNERTM\\_PROPAGATE\\_MTAG\\_PROPAGATED](#) user message.

Field	Value	Value description
MsgTag	0x00000FFF	MTAG_USER_MESSAGE
fIsMaster	0x00000000	0
dwConnectionId	0x00000001	1
dwUserMsgType	0x00002002	PARTNERTM_PROPAGATE_MTAG_PROPAGATED
dwcbVarLenData	0x00000000	0
dwReserved1	0xcd64cd64	dwReserved1: 0xcd64cd64

When the sending transaction manager receives the PARTNERTM\_PROPAGATE\_MTAG\_PROPAGATED message, it adds the receiving transaction manager as a subordinate branch to its list of enlistments for the transaction. If the subordinate transaction manager is successfully added, the sending transaction manager replies to the sender that the export completed successfully.

The sending transaction manager keeps the connection alive for future two-phase commit processing when the transaction is committed or aborted.

#### 4.3.4 Importing the Transaction

When the sender receives notification that the transaction was successfully exported to the receiving transaction manager, the sender sends the transaction identifier (guidTx) to the receiver by using its out-of-band API so that the receiver can import the transaction.

To import the transaction, the receiver needs to initiate a [CONNTYPE\\_TXUSER\\_IMPORT](#) connection with its transaction manager.

CONNTYPE\_TXUSER\_IMPORT: The packet sequence starts when the receiver initiates a CONNTYPE\_TXUSER\_IMPORT connection with its transaction manager.

Field	Value	Value Description
MsgTag	0x00000005	MTAG_CONNECTION_REQ
fIsMaster	0x00000001	1
dwConnectionId	0x00000001	1
dwUserMsgType	0x00000002	CONNTYPE_TXUSER_IMPORT
dwcbVarLenData	0x00000000	0
dwReserved1	0xcd64cd64	dwReserved1: 0xcd64cd64

The receiver then sends a [TXUSER\\_IMPORT\\_MTAG\\_IMPORT](#) user message to the its transaction manager and specifies the transaction identifier (guidTx).

Field	Value	Value Description
MsgTag	0x00000FFF	MTAG_USER_MESSAGE
fIsMaster	0x00000001	1
dwConnectionId	0x00000001	1
dwUserMsgType	0x00001021	TXUSER_IMPORT_MTAG_IMPORT
dwcbVarLenData	0x00000010	16
dwReserved1	0xcd64cd64	dwReserved1: 0xcd64cd64
guidTx	0x4046037E 0x46C99722 0x06999883 0x35CB4123	4046037e-9722-46c9-9883-99062341cb35

When the transaction manager receives the TXUSER\_IMPORT\_MTAG\_IMPORT message from the receiver, it attempts to find the transaction identifier (guidTx) in its list of known transactions. If it locates the transaction with that identifier, the transaction manager replies to the receiver with a [TXUSER\\_IMPORT\\_MTAG\\_IMPORTED](#) user message that specifies the isolation level (isoLevel) and isolation flags (isoFlags) of the transaction.

Field	Value	Value Description
MsgTag	0x00000FFF	MTAG_USER_MESSAGE
fIsMaster	0x00000000	0
dwConnectionId	0x00000001	1
dwUserMsgType	0x00001022	TXUSER_IMPORT_MTAG_IMPORTED
dwcbVarLenData	0x00000008	8
dwReserved1	0xcd64cd64	dwReserved1: 0xcd64cd64
isoLevel	0x00100000	ISOLATIONLEVEL_SERIALIZABLE

Field	Value	Value Description
isoFlags	0x00000005	ISOFLAG_RETAIN_DONTCARE

When the receiving application gets the TXUSER\_IMPORT\_MTAG\_IMPORTED message, it can enlist on the transaction (if it is a resource manager) or marshal the transaction to another application. The receiving application can also attempt to abort the transaction by using the connection. If the receiver does not intend to abort the transaction, it initiates the disconnect sequence.

## 4.4 Simple Enlistment Scenario

This scenario shows how a resource manager registers with a transaction manager, enlists on an existing transaction, and then responds to the enlistment notifications from the transaction manager. This scenario does not address resource manager recovery, which is described in the next section.

The scenario begins by the resource manager establishing a transport session with a transaction manager and negotiating its connection resources. It also assumes that there is some out-of-band mechanism (for example, application API) by which an external application is able to send the resource manager work to perform as part of an existing transaction. The resource manager is expected to follow the two-phase commit protocol.

### 4.4.1 Registering with the Transaction Manager as a Resource Manager

Before a resource manager can participate in transactional work, it needs to register as a resource manager with a transaction manager.

[CONNTYPE\\_TXUSER\\_RESOURCEMANAGER](#): The packet sequence starts when the resource manager initiates a CONNTYPE\_TXUSER\_RESOURCEMANAGER connection.

Field	Value	Value description
MsgTag	0x00000005	MTAG_CONNECTION_REQ
fIsMaster	0x00000001	1
dwConnectionId	0x00000002	2
dwUserMsgType	0x00000005	CONNTYPE_TXUSER_RESOURCEMANAGER
dwcbVarLenData	0x00000000	0
dwReserved1	0xcd64cd64	dwReserved1: 0xcd64cd64

The resource manager then sends a [TXUSER\\_RESOURCEMANAGER\\_MTAG\\_CREATE](#) user message that specifies a GUID that uniquely identifies the resource manager (guidRm) and a session GUID that uniquely identifies this session of the resource manager (guidSession). The session GUID can be either a unique GUID that is created each time the resource manager starts up, or a NULL GUID.

Field	Value	Value description
MsgTag	0x00000FFF	MTAG_USER_MESSAGE
fIsMaster	0x00000001	1

Field	Value	Value description
dwConnectionId	0x00000002	2
dwUserMsgType	0x00001051	TXUSER_RESOURCEMANAGER_MTAG_CREATE
dwcbVarLenData	0x00000020	32
dwReserved1	0xcd64cd64	dwReserved1: 0xcd64cd64
guidRm	0xE7BAEBDF 0x4E2BDC69 0xA1699FF1 0x772859D3	E7BAEBDF-DC69-4E2B-9FF1-69A1D3592877
guidSession	0x8F5204B3 0x466A5FB9 0xAF2DA0B8 0xAAD9CB3F	8F5204B3-5FB9-466A-A0B8-2DAF3FCBD9AA

If guidRm does not identify a resource manager already registered with the transaction manager, the transaction manager adds the resource manager to its list of registered resource managers and sends to the resource manager a [TXUSER\\_RESOURCEMANAGER\\_MTAG\\_REQUEST\\_COMPLETE](#) user message.

Field	Value	Value description
MsgTag	0x00000FFF	MTAG_USER_MESSAGE
fIsMaster	0x00000000	0
dwConnectionId	0x00000002	2
dwUserMsgType	0x00001053	TXUSER_RESOURCEMANAGER_MTAG_REQUEST_COMPLETE
dwcbVarLenData	0x00000000	0
dwReserved1	0xcd64cd64	dwReserved1: 0xcd64cd64

The resource manager needs to keep this connection open for the duration of its lifetime. If the connection is terminated, any unprepared transactions are aborted.

#### 4.4.2 Enlisting in an Existing Transaction

To enlist in an existing transaction, the resource manager needs to have knowledge of the existing transaction, which likely happened as a result of marshaling the transaction from an application to the resource manager.

[CONNTYPE\\_TXUSER\\_ENLISTMENT](#): The packet sequence starts when the resource manager initiates a connection by using CONNTYPE\_TXUSER\_ENLISTMENT.

Field	Value	Value description
MsgTag	0x00000005	MTAG_CONNECTION_REQ

Field	Value	Value description
fIsMaster	0x00000001	1
dwConnectionId	0x00000002	2
dwUserMsgType	0x00000003	TXUSER_ENLISTMENT_MTAG_ENLIST
dwcbVarLenData	0x00000000	0
dwReserved1	0xcd64cd64	dwReserved1: 0xcd64cd64

The resource manager then sends a [TXUSER\\_ENLISTMENT\\_MTAG\\_ENLIST](#) user message specifying the transaction identifier (guidTx), the resource manager identifier (guidRm), and the resource manager session identifier (guidSession).

Field	Value	Value description
MsgTag	0x00000FFF	MTAG_USER_MESSAGE
fIsMaster	0x00000001	1
dwConnectionId	0x00000002	2
dwUserMsgType	0x00001031	TXUSER_ENLISTMENT_MTAG_ENLIST
dwcbVarLenData	0x00000030	48
dwReserved1	0xcd64cd64	dwReserved1: 0xcd64cd64
guidTx	0x4046037E 0x46C99722 0x06999883 0x35CB4123	4046037e-9722-46c9-9883-99062341cb35
guidRm	0xE7BAEBDF 0x4E2BDC69 0xA1699FF1 0x772859D3	E7BAEBDF-DC69-4E2B-9FF1-69A1D3592877
guidSession	0x8F5204B3 0x466A5FB9 0xAF2DA0B8 0xAAD9CB3F	8F5204B3-5FB9-466A-A0B8-2DAF3FCBD9AA

If the transaction manager can enlist the resource manager in the requested transaction, the transaction manager adds the resource manager to its list of subordinate enlistments and replies to the resource manager with a [TXUSER\\_ENLISTMENT\\_MTAG\\_ENLISTED](#) user message.

Field	Value	Value description
MsgTag	0x00000FFF	MTAG_USER_MESSAGE
fIsMaster	0x00000000	0

Field	Value	Value description
dwConnectionId	0x00000002	2
dwUserMsgType	0x00001032	TXUSER_ENLISTMENT_MTAG_ENLISTED
dwcbVarLenData	0x00000000	0
dwReserved1	0xcd64cd64	dwReserved1: 0xcd64cd64

The resource manager is now enlisted on the transaction and is now waiting for two-phase commit notifications from the transaction manager. During the time that the resource manager is enlisted on the transaction, the resource manager typically receives from some external application the instructions (that is, work) to perform as part of the transaction.

### 4.4.3 Responding to Enlistment Notifications

When the transaction is committed, the transaction manager receives notification to prepare the transaction.

#### 4.4.3.1 Responding to a Prepare Request Message

As part of the prepare process, the transaction manager sends [TXUSER\\_ENLISTMENT\\_MTAG\\_PREPAREREQ](#) user messages to each of its subordinate resource managers.

Field	Value	Value description
MsgTag	0x00000FFF	MTAG_USER_MESSAGE
fIsMaster	0x00000000	0
dwConnectionId	0x00000002	2
dwUserMsgType	0x00001033	TXUSER_ENLISTMENT_MTAG_PREPAREREQ
dwcbVarLenData	0x00000008	8
dwReserved1	0xcd64cd64	dwReserved1: 0xcd64cd64
grfRM	0x00000000	0
fSinglePhase	0x00000000	0

When the resource manager successfully completes its prepare work, it replies to its transaction manager by using a [TXUSER\\_ENLISTMENT\\_MTAG\\_PREPAREREQDONE](#) user message that has the prepareReqDone value set to TXUSER\_ENLISTMENT\_PREPAREREQDONE\_OK.

Field	Value	Value description
MsgTag	0x00000FFF	MTAG_USER_MESSAGE
fIsMaster	0x00000001	1
dwConnectionId	0x00000002	2

Field	Value	Value description
dwUserMsgType	0x00001036	TXUSER_ENLISTMENT_MTAG_PREPAREREQDONE
dwcbVarLenData	0x00000014	20
dwReserved1	0xcd64cd64	dwReserved1: 0xcd64cd64
prepareReqDone	0x00000000	TXUSER_ENLISTMENT_PREPAREREQDONE_OK
guidReason	0x00000000 0x00000000 0x00000000 0x00000000	00000000-0000-0000-0000-000000000000

The resource manager now waits for the transaction outcome from its transaction manager.

#### 4.4.3.2 Responding to a Commit Request Message

If the transaction manager receives notification that the transaction is committed, it sends to the resource manager a [TXUSER\\_ENLISTMENT\\_MTAG\\_COMMITREQ](#) message.

Field	Value	Value description
MsgTag	0x00000FFF	MTAG_USER_MESSAGE
fIsMaster	0x00000000	0
dwConnectionId	0x00000002	2
dwUserMsgType	0x00001035	TXUSER_ENLISTMENT_MTAG_COMMITREQ
dwcbVarLenData	0x00000000	0
dwReserved1	0xcd64cd64	dwReserved1: 0xcd64cd64

When the resource manager successfully completes its commit work, it replies to its transaction manager with a [TXUSER\\_ENLISTMENT\\_MTAG\\_COMMITREQDONE](#) user message.

Field	Value	Value description
MsgTag	0x00000FFF	MTAG_USER_MESSAGE
fIsMaster	0x00000001	1
dwConnectionId	0x00000002	2
dwUserMsgType	0x00001038	TXUSER_ENLISTMENT_MTAG_COMMITREQDONE
dwcbVarLenData	0x00000000	0
dwReserved1	0xcd64cd64	dwReserved1: 0xcd64cd64

The resource manager has now completed all its work that is associated with the transaction and initiates the disconnect sequence on its [CONNTYPE\\_TXUSER\\_ENLISTMENT](#) connection with its transaction manager.

## 4.5 Transaction Manager Two-Phase Commit Scenario

This scenario shows how a transaction manager performs the Two-Phase Commit Protocol as both the [superior transaction manager facet](#) and the [subordinate transaction manager facet](#).

For this scenario, all connections that are associated with the transaction are extant. The root transaction manager has an existing [CONNTYPE TXUSER BEGIN2](#) connection between itself and the initiating application. Optionally, the transaction has one or more existing [CONNTYPE PARTNERTM BRANCH](#) or [CONNTYPE PARTNERTM PROPAGATE](#) connections between a superior transaction manager facet and its subordinate transaction manager facets. (A subordinate transaction manager facet can also act as a superior transaction manager facet if it has any subordinate branches.) Optionally, each transaction manager also has one or more [CONNTYPE TXUSER ENLISTMENT](#) connections with its registered resource managers.

For this scenario, it is assumed that there are no phase-zero or voter enlistments and that the root transaction manager has more than one subordinate branch and thus will not perform a single-phase commit.

### 4.5.1 Phase One

The protocol sequence begins when the root transaction manager receives the [TXUSER BEGIN2 MTAG COMMIT](#) user message from the initiating application over its existing [CONNTYPE TXUSER BEGIN2](#) connection (compare [Committing the Transaction](#)).

Field	Value	Value description
MsgTag	0x00000FFF	MTAG_USER_MESSAGE
fIsMaster	0x00000001	1
dwConnectionId	0x00000001	1
dwUserMsgType	0x00006003	TXUSER_BEGIN2_MTAG_COMMIT
dwcbVarLenData	0x00000004	4
dwReserved1	0xcd64cd64	dwReserved1: 0xcd64cd64
grfRM	0x00000000	0

The root transaction manager then iterates through the subordinate branches of each transaction and notifies the subordinates that the transaction processing has begun. The root transaction manager then waits for reply notifications from each of the subordinates in order to determine the outcome of the transaction.

#### 4.5.1.1 Phase One - Subordinate Resource Managers

If the subordinate branch is a resource manager (that is, using a [CONNTYPE TXUSER ENLISTMENT](#) connection), the transaction manager sends a [TXUSER ENLISTMENT MTAG PREPAREREQ](#) user message with fSinglePhase set to zero.

Field	Value	Value description
MsgTag	0x00000FFF	MTAG_USER_MESSAGE
fIsMaster	0x00000000	0

Field	Value	Value description
dwConnectionId	0x00000002	2
dwUserMsgType	0x00001033	TXUSER_ENLISTMENT_MTAG_PREPAREREQ
dwcbVarLenData	0x00000008	8
dwReserved1	0xcd64cd64	dwReserved1: 0xcd64cd64
grfRM	0x00000000	0
fSinglePhase	0x00000000	0

When the resource manager successfully completes its preparation work, it replies to its transaction manager by using a [TXUSER\\_ENLISTMENT\\_MTAG\\_PREPAREREQDONE](#) user message that has the prepareReqDone value set to TXUSER\_ENLISTMENT\_PREPAREREQDONE\_OK.

Field	Value	Value description
MsgTag	0x00000FFF	MTAG_USER_MESSAGE
fIsMaster	0x00000001	1
dwConnectionId	0x00000002	2
dwUserMsgType	0x00001036	TXUSER_ENLISTMENT_MTAG_PREPAREREQDONE
dwcbVarLenData	0x00000014	20
dwReserved1	0xcd64cd64	dwReserved1: 0xcd64cd64
prepareReqDone	0x00000000	TXUSER_ENLISTMENT_PREPAREREQDONE_OK
guidReason	0x00000000 0x00000000 0x00000000 0x00000000	00000000-0000-0000-0000-000000000000

The resource manager now waits for a [TXUSER\\_ENLISTMENT\\_MTAG\\_ABORTREQ](#) or [TXUSER\\_ENLISTMENT\\_MTAG\\_COMMITREQ](#) message from its transaction manager to determine the outcome for the transaction.

#### 4.5.1.2 Phase One - Subordinate Transaction Manager Facets

If the subordinate branch is a transaction manager (that is, it is using either a [CONNTYPE\\_PARTNERTM\\_BRANCH](#) or a [CONNTYPE\\_PARTNERTM\\_PROPAGATE](#) connection), the transaction manager sends a [PARTNERTM\\_PROPAGATE\\_MTAG\\_PREPAREREQ](#) user message that has **fSinglePhase** set to zero. If the connection was created by using CONNTYPE\_PARTNERTM\_BRANCH, **fIsMaster** is zero (0). If the connection was created by using CONNTYPE\_PARTNERTM\_PROPAGATE, **fIsMaster** is one (1).

Field	Value	Value description
MsgTag	0x00000FFF	MTAG_USER_MESSAGE

Field	Value	Value description
fIsMaster	0x00000000	0
dwConnectionId	0x00000001	1
dwUserMsgType	0x00002003	PARTNERTM_PROPAGATE_MTAG_PREPAREREQ
dwcbVarLenData	0x00000008	8
dwReserved1	0xcd64cd64	dwReserved1: 0xcd64cd64
grfRM	0x00000000	0
fSinglePhase	0x00000000	0

When the [subordinate transaction manager facet](#) receives the prepare request for a transaction, it then iterates through each of the transaction's subordinate branches and notifies the subordinates that the transaction processing has begun. The transaction manager waits for reply notifications from each of the subordinates in order to determine the outcome of the transaction.

If each subordinate branch of a transaction successfully prepares for the transaction (that is, each subordinate replies with a TXUSER\_ENLISTMENT\_PREPAREREQDONE\_OK or PARTNERTM\_PROPAGATE\_PREPAREREQDONE\_OK message depending on the connection type), the transaction manager replies to its [superior transaction manager facet](#) with a PARTNERTM\_PROPAGATE\_PREPAREREQDONE message that has **prepareReqDone** set to PARTNERTM\_PROPAGATE\_PREPAREREQDONE\_OK. If the connection was created by using CONNTYPE\_PARTNERTM\_BRANCH, **fIsMaster** is one (1). If the connection was created by using CONNTYPE\_PARTNERTM\_PROPAGATE, **fIsMaster** is zero (0).

Field	Value	Value description
MsgTag	0x00000FFF	MTAG_USER_MESSAGE
fIsMaster	0x00000001	1
dwConnectionId	0x00000001	1
dwUserMsgType	0x00002006	PARTNERTM_PROPAGATE_MTAG_PREPAREREQDONE
dwcbVarLenData	0x00000014	20
dwReserved1	0xcd64cd64	dwReserved1: 0xcd64cd64
prepareReqDone	0x00000000	PARTNERTM_PROPAGATE_PREPAREREQDONE_OK
guidReason	0x00000000 0x00000000 0x00000000 0x00000000	00000000-0000-0000-0000-000000000000

The transaction manager now waits for a [PARTNERTM\\_PROPAGATE\\_MTAG\\_ABORTREQ](#) or [PARTNERTM\\_PROPAGATE\\_MTAG\\_COMMITREQ](#) message from its superior transaction manager facet to determine the outcome for the transaction.

### 4.5.1.3 Phase One - The Root Transaction Manager

If each subordinate branch of the root transaction manager successfully prepares for the transaction (that is, each subordinate replies with a [TXUSER\\_ENLISTMENT\\_PREPAREREQDONE\\_OK](#) or [PARTNERTM\\_PROPAGATE\\_PREPAREREQDONE\\_OK](#) message, depending on the connection type) the root transaction manager replies to the application that the transaction has committed. It replies by sending a [TXUSER\\_BEGIN2\\_MTAG\\_SINK\\_ERROR](#) message with an error value of [TRUN\\_TXBEGIN\\_ERROR\\_NOTIFY\\_COMMITTED](#). For more information, see section [4.1.2](#).

Field	Value	Value description
MsgTag	0x00000FFF	MTAG_USER_MESSAGE
fIsMaster	0x00000000	0
dwConnectionId	0x00000001	1
dwUserMsgType	0x00006005	TXUSER_BEGIN2_MTAG_SINK_ERROR
dwcbVarLenData	0x00000004	4
dwReserved1	0xcd64cd64	dwReserved1: 0xcd64cd64
Error	0x0000001F	TRUN_TXBEGIN_ERROR_NOTIFY_COMMITTED

The root transaction manager then initiates [Phase Two](#) processing.

### 4.5.2 Phase Two

The root transaction manager begins [Phase Two](#) by iterating through each subordinate branch of the transaction and notifying the subordinates that Phase Two processing has begun. In this example, the transaction commits.

#### 4.5.2.1 Phase Two - Subordinate Resource Managers

If the subordinate branch is a resource manager (that is, it uses a [CONNTYPE\\_TXUSER\\_ENLISTMENT](#) connection), the transaction manager sends a [TXUSER\\_ENLISTMENT\\_MTAG\\_COMMITREQ](#) user message.

Field	Value	Value description
MsgTag	0x00000FFF	MTAG_USER_MESSAGE
fIsMaster	0x00000000	0
dwConnectionId	0x00000001	1
dwUserMsgType	0x00001035	TXUSER_ENLISTMENT_MTAG_COMMITREQ
dwcbVarLenData	0x00000000	0
dwReserved1	0xcd64cd64	dwReserved1: 0xcd64cd64

When the resource manager successfully completes its commit work, it replies to its transaction manager with a [TXUSER\\_ENLISTMENT\\_MTAG\\_COMMITREQDONE](#) user message.

Field	Value	Value description
MsgTag	0x00000FFF	MTAG_USER_MESSAGE
fIsMaster	0x00000001	1
dwConnectionId	0x00000001	1
dwUserMsgType	0x00001038	TXUSER_ENLISTMENT_MTAG_COMMITREQDONE
dwcVarLenData	0x00000000	0
dwReserved1	0xcd64cd64	dwReserved1: 0xcd64cd64

The resource manager has now completed all its work for the transaction and initiates the disconnect sequence on its CONNTYPE\_TXUSER\_ENLISTMENT connection with its transaction manager.

#### 4.5.2.2 Phase Two - Subordinate Transaction Manager Facets

If the subordinate branch is a transaction manager (that is, it is using either a [CONNTYPE\\_PARTNERTM\\_BRANCH](#) or a [CONNTYPE\\_PARTNERTM\\_PROPAGATE](#) connection), the transaction manager sends a [PARTNERTM\\_PROPAGATE\\_MTAG\\_COMMITREQ](#) user message. If the connection was created by using CONNTYPE\_PARTNERTM\_BRANCH, **fIsMaster** is zero (0). If the connection was created by using CONNTYPE\_PARTNERTM\_PROPAGATE, **fIsMaster** is one (1).

Field	Value	Value description
MsgTag	0x00000FFF	MTAG_USER_MESSAGE
fIsMaster	0x00000000	0
dwConnectionId	0x00000001	1
dwUserMsgType	0x00002005	PARTNERTM_PROPAGATE_MTAG_COMMITREQ
dwcVarLenData	0x00000000	0
dwReserved1	0xcd64cd64	dwReserved1: 0xcd64cd64

When the [Subordinate Transaction Manager Facet](#) receives the commit request for a transaction, it then iterates through each subordinate branch of the transaction and notifies the subordinates that the transaction is committed. The transaction manager then waits for reply notifications from each of the subordinates in order to complete [Phase Two](#) processing.

When each subordinate branch of the transaction replies that it has committed the transaction (that is, each subordinate replies with a TXUSER\_ENLISTMENT\_COMMITREQDONE\_OK or PARTNERTM\_PROPAGATE\_COMMITREQDONE\_OK message, depending on the connection type), the transaction manager replies to its [Superior Transaction Manager Facet](#) with a PARTNERTM\_PROPAGATE\_COMMITREQDONE message. If the connection was created by using CONNTYPE\_PARTNERTM\_BRANCH, **fIsMaster** is one (1). If the connection was created by using CONNTYPE\_PARTNERTM\_PROPAGATE, then **fIsMaster** is zero (0).

Field	Value	Value description
MsgTag	0x00000FFF	MTAG_USER_MESSAGE

Field	Value	Value description
fIsMaster	0x00000001	1
dwConnectionId	0x00000001	1
dwUserMsgType	0x00002008	PARTNERTM_PROPAGATE_MTAG_COMMITREQDONE
dwcbVarLenData	0x00000000	0
dwReserved1	0xcd64cd64	dwReserved1: 0xcd64cd64

The subordinate transaction manager facet has now completed all the work that is associated with the transaction. If the subordinate transaction manager facet's connection with its superior transaction manager facet is a `CONNTYPE_PARTNERTM_BRANCH` connection, the subordinate transaction manager facet initiates the disconnect sequence. If the subordinate transaction manager facet has any `CONNTYPE_PARTNERTM_PROPAGATE` connections with its subordinate branches, the subordinate transaction manager facet initiates the disconnect sequence on those subordinate branch connections.

#### 4.5.2.3 Phase Two - The Root Transaction Manager

After the root transaction manager receives all reply notifications from each of its subordinates, the transaction life cycle is complete. If the root transaction manager has any [CONNTYPE\\_PARTNERTM\\_PROPAGATE](#) connections with its subordinate branches, the root transaction manager initiates the disconnect sequence on those subordinate branch connections.

### 4.6 Resource Manager Recovery Scenario

This scenario describes in more detail how a resource manager registers with a transaction manager, and how the resource manager drives its recovery process. The scenario begins by the resource manager establishing a transport session with a transaction manager and negotiating its connection resources.

#### 4.6.1 Initializing the Recovery Process

After the resource manager registers with the transaction manager (compare [Registering with the Transaction Manager as a Resource Manager](#)), it initiates recovery. To perform recovery, the resource manager iterates through its log and locates all in-doubt transactions and requests their outcome by reenlisting in the transaction with the transaction manager.

#### 4.6.2 Reenlisting in In-Doubt Transactions

To reenlist in any transaction that is in-doubt, the resource manager establishes a [CONNTYPE\\_TXUSER\\_REENLIST](#) connection with its transaction manager.

`CONNTYPE_TXUSER_REENLIST`: The packet sequence starts when the resource manager initiates a `CONNTYPE_TXUSER_REENLIST` connection.

Field	Value	Value description
MsgTag	0x00000005	MTAG_CONNECTION_REQ
fIsMaster	0x00000001	1

Field	Value	Value description
dwConnectionId	0x00000002	2
dwUserMsgType	0x00000006	CONNTYPE_TXUSER_REENLIST
dwcVarLenData	0x00000000	0
dwReserved1	0xcd64cd64	dwReserved1: 0xcd64cd64

For each in-doubt transaction, the resource manager sends a [TXUSER\\_REENLIST\\_MTAG\\_REENLIST](#) user message specifying the transaction identifier (guidTx), the time-out (in milliseconds) that it will wait for notification, and the resource manager identifier (guidRm). For this sample, the resource manager will wait 1 second (or 1000 milliseconds).

Field	Value	Value description
MsgTag	0x00000FFF	MTAG_USER_MESSAGE
fIsMaster	0x00000001	1
dwConnectionId	0x00000002	2
dwUserMsgType	0x00001061	TXUSER_REENLIST_MTAG_REENLIST
dwcVarLenData	0x00000024	36
dwReserved1	0xcd64cd64	dwReserved1: 0xcd64cd64
guidTx	0x4046037E 0x46C99722 0x06999883 0x35CB4123	4046037e-9722-46c9-9883-99062341cb35
ulTimeout	0x000003E8	1000
guidRm	0xE7BAEBDF 0x4E2BDC69 0xA1699FF1 0x772859D3	E7BAEBDF-DC69-4E2B-9FF1-69A1D3592877

When transaction manager receives the reenlist request, it attempts to find the transaction in its list of known transactions. If the transaction manager cannot locate the transaction, it assumes that the transaction aborted and replies to the resource manager with a [TXUSER\\_REENLIST\\_MTAG\\_REENLIST\\_ABORTED](#) user message.

Field	Value	Value description
MsgTag	0x00000FFF	MTAG_USER_MESSAGE
fIsMaster	0x00000000	0
dwConnectionId	0x00000002	2
dwUserMsgType	0x00001062	TXUSER_REENLIST_MTAG_REENLIST_ABORTED

Field	Value	Value description
dwcbVarLenData	0x00000000	0
dwReserved1	0xcd64cd64	dwReserved1: 0xcd64cd64

If the transaction manager can locate the transaction, the transaction manager attempts to determine outcome. The transaction manager replies to the resource manager with a [TXUSER\\_REENLIST\\_MTAG\\_REENLIST\\_COMMITTED](#) or [TXUSER\\_REENLIST\\_MTAG\\_REENLIST\\_ABORTED](#) user message, as appropriate.

Field	Value	Value description
MsgTag	0x00000FFF	MTAG_USER_MESSAGE
fIsMaster	0x00000000	0
dwConnectionId	0x00000002	2
dwUserMsgType	0x00001063	TXUSER_REENLIST_MTAG_REENLIST_COMMITTED
dwcbVarLenData	0x00000000	0
dwReserved1	0xcd64cd64	dwReserved1: 0xcd64cd64

If the transaction manager is unable to determine outcome in the time-out period, the transaction manager replies to the resource manager with a [TXUSER\\_REENLIST\\_MTAG\\_REENLIST\\_TIMEOUT](#) user message.

Field	Value	Value description
MsgTag	0x00000FFF	MTAG_USER_MESSAGE
fIsMaster	0x00000000	0
dwConnectionId	0x00000002	2
dwUserMsgType	0x00001064	TXUSER_REENLIST_MTAG_REENLIST_TIMEOUT
dwcbVarLenData	0x00000000	0
dwReserved1	0xcd64cd64	dwReserved1: 0xcd64cd64

After the resource manager determines the outcome from the transaction manager, it performs any remaining commit or abort work, as appropriate. If the resource manager receives a time-out notification, it needs to maintain the in-doubt entries in its log unchanged. The resource manager will attempt to determine the outcome of these in-doubt transactions next time it performs recovery.

For any remaining in-doubt transactions, the resource manager needs to perform the previous steps for each in-doubt transaction.

If there are no more in-doubt transactions, the resource manager informs the transaction manager that it has completed its recovery process. The resource manager then initiates the disconnect sequence on this connection.

### 4.6.3 Completing Recovery

To complete recovery, the resource manager needs to send the transaction manager a [TXUSER\\_RESOURCEMANAGER\\_MTAG\\_REENLISTMENTCOMPLETE](#) user message over its [CONNTYPE\\_TXUSER\\_RESOURCEMANAGER](#) connection.

Field	Value	Value description
MsgTag	0x00000FFF	MTAG_USER_MESSAGE
fIsMaster	0x00000001	1
dwConnectionId	0x00000001	1
dwUserMsgType	0x00001052	TXUSER_RESOURCEMANAGER_MTAG_REENLISTMENTCOMPLETE
dwcbVarLenData	0x00000000	0
dwReserved1	0xcd64cd64	dwReserved1: 0xcd64cd64

When the transaction manager receives the reenlistment complete notification, the transaction manager can clean up any transactions that are associated with the resource manager, such as the transactions in the [Failed to Notify](#) state. In response, the transaction manager sends the resource manager a [TXUSER\\_RESOURCEMANAGER\\_MTAG\\_REQUEST\\_COMPLETE](#) user message.

Field	Value	Value description
MsgTag	0x00000FFF	MTAG_USER_MESSAGE
fIsMaster	0x00000000	0
dwConnectionId	0x00000001	1
dwUserMsgType	0x00001053	TXUSER_RESOURCEMANAGER_MTAG_REQUEST_COMPLETE
dwcbVarLenData	0x00000000	0
dwReserved1	0xcd64cd64	dwReserved1: 0xcd64cd64

The resource manager will maintain this connection.

## 5 Security

### 5.1 Security Considerations for Implementers

The transaction processing protocol that is defined by this specification is intended for use in an environment where all participants are trusted to collaborate in driving transactions toward a final outcome.

Misuse of the Two-Phase Commit Protocol can enable participants to perform simple denial of service attacks on their transaction managers. Because transaction managers generally communicate with multiple participants simultaneously, this condition represents a denial of service to other participants.

Consequently, implementers should take the following steps to ensure that transaction processing occurs in a secure environment:

- Each participant is expected to initialize [\[MS-CMPO\]](#) sessions by using mutual authentication, as specified in [\[MS-CMPO\]](#) section 3.2.1.1.
- All transaction manager and resource manager implementations should uphold the following principles:
  - Every transaction reaches a common outcome for all participants, in accord with a correctly executed Two-Phase Commit Protocol.
- No transaction remains [In Doubt](#) for a longer period of time than the application's higher-layer business logic accepts. This particular determination is implementation-specific. [<38>](#)
- When authentication credentials are available, the acceptor is expected to authorize incoming connections to ensure that the initiator is entitled to perform the actions that it is requesting. Implementations are recommended to adhere to the following authorization policies:
  1. The following connection types need to be accepted only for authenticated principals that have administrator privileges:

[CONNTYPE\\_TXUSER\\_RESOLVE](#)

[CONNTYPE\\_TXUSER\\_TRACE](#)

When incoming authentication is available, the above connection types are required to be established by a user identity that is authenticated as an administrator.

2. The following connection types need to be accepted only for authenticated principals whose principal name takes the form of <DomainName>\<MachineName>\$:

[CONNTYPE\\_PARTNERTM\\_PROPAGATE](#)

[CONNTYPE\\_PARTNERTM\\_REDELIVERCOMMIT](#)

[CONNTYPE\\_PARTNERTM\\_CHECKABORT](#)

[CONNTYPE\\_PARTNERTM\\_BRANCH](#)

When mutual authentication is required, the above connection types are required to be established by a user identity whose principal name takes the form of <DomainName>\<MachineName>\$ where <DomainName> is a NetBIOS domain name and <MachineName> matches the NetBIOS host name of the machine initiating the connection.

3. Transaction manager implementations need to ensure that the remote participant is a transaction manager for connection types that are used only between a superior transaction manager and a subordinate transaction manager.

An implementation can further restrict the set of supported connection types through configuration. These restrictions are reflected in the values of the **grfNetworkDtcAccess**, **grfXaTransactions**, and **grfOptions** fields of the [TXUSER GETSECURITYFLAGS MTAG FETCHED](#) message.

## 5.2 Index of Security Parameters

Security parameter	Section
RPC security level	<a href="#">[MS-CMPO]</a> section 3.2.1.1
Transaction manager security flags	<a href="#">3.2</a>

## 6 Appendix A: Product Behavior

The information in this specification is applicable to the following Microsoft products or supplemental software. References to product versions include released service packs:

- Windows NT® 4.0 operating system Option Pack for Windows NT® Server
- Microsoft Windows® 2000 operating system
- Windows® XP operating system
- Windows Server® 2003 operating system
- Windows Vista® operating system
- Windows Server® 2008 operating system
- Windows® 7 operating system
- Windows Server® 2008 R2 operating system

Exceptions, if any, are noted below. If a service pack or Quick Fix Engineering (QFE) number appears with the product version, behavior changed in that service pack or QFE. The new behavior also applies to subsequent service packs of the product unless otherwise specified. If a product edition appears with the product version, behavior is different in that product edition.

Unless otherwise specified, any statement of optional behavior in this specification that is prescribed using the terms SHOULD or SHOULD NOT implies product behavior in accordance with the SHOULD or SHOULD NOT prescription. Unless otherwise specified, the term MAY implies that the product does not follow the prescription.

[<1> Section 2.1.2.3](#): While performing push propagation, the Name object (as specified in [\[MS-CMPO\]](#) section 3.2.1.4) of the transaction manager is represented by using the [NAMEOBJECTBLOB \(section 2.2.5.3\)](#) structure on Windows NT 4.0 Option Pack and is represented by using the [SWhereabouts \(section 2.2.5.11\)](#) structure on Windows 2000, Windows XP, Windows Server 2003, Windows Vista, Windows Server 2008, Windows 7, and Windows Server 2008 R2.

[<2> Section 2.2.1.1](#): MSDTC Connection Manager: OleTx Transaction Protocol version 1 is supported by all Windows versions. Version 2 is supported by Windows 2000, Windows XP, Windows Server 2003, Windows Vista, Windows Server 2008, Windows 7 and Windows Server 2008 R2. Version 4 is supported by Windows Server 2003, Windows Vista, Windows Server 2008, Windows 7 and Windows Server 2008 R2. Version 5 is supported by Windows Server 2003 with SP1, Windows Vista, Windows Server 2008, Windows 7 and Windows Server 2008 R2. Version 6 is supported by Windows 7 and Windows Server 2008 R2.

[<3> Section 2.2.1.1.1](#): The connection type [CONNTYPE\\_TXUSER\\_EXTENDEDWHEREABOUTS](#) is supported by Windows XP SP2, Windows XP SP3, Windows Server 2008, Windows Vista, Windows 7, and Windows Server 2008 R2.

[<4> Section 2.2.1.1.1](#): The connection type [CONNTYPE\\_TXUSER\\_EXTENDEDWHEREABOUTS](#) is supported by Windows XP SP2, Windows XP SP3, Windows Server 2008, Windows Vista, Windows 7, and Windows Server 2008 R2.

[<5> Section 2.2.1.1.1](#): The connection type [CONNTYPE\\_TXUSER\\_PROMOTE](#) is supported by Windows Server 2008, Windows Vista, Windows 7, and Windows Server 2008 R2.

<6> [Section 2.2.1.1.1](#): The connection type [CONNTYPE\\_TXUSER\\_PROMOTE](#) is supported by Windows Server 2008, Windows Vista, Windows 7, and Windows Server 2008 R2.

<7> [Section 2.2.1.1.1](#): The connection type CONNTYPE\_TXUSER\_SETTXTIMEOUT is supported by Windows 2000 SP4 or later.

<8> [Section 2.2.1.1.1](#): The connection type [CONNTYPE\\_TXUSER\\_SETTXTIMEOUT2](#) is supported by Windows Server 2003, Windows Vista, Windows Server 2008, Windows 7, and Windows Server 2008 R2.

<9> [Section 2.2.1.1.1](#): The connection type [CONNTYPE\\_TXUSER\\_SETTXTIMEOUT2](#) is supported by Windows Server 2003, Windows Vista, Windows Server 2008, Windows 7, and Windows Server 2008 R2.

<10> [Section 2.2.1.1.1](#): The message TXUSER\_RESOLVE\_MTAG\_ACCESSDENIED that is associated with connection type CONNTYPE\_TXUSER\_RESOLVE is supported by Windows XP SP2, Windows Server 2003, Windows Vista, Windows Server 2008, Windows 7, and Windows Server 2008 R2.

<11> [Section 2.2.1.1.3](#): Connection type CONNTYPE\_TXUSER\_RESOURCEMANAGERINTERNAL is supported by Windows Vista, Windows 7, Windows Server 2008, and Windows Server 2008 R2.

<12> [Section 2.2.1.1.3](#): Connection type CONNTYPE\_TXUSER\_RESOURCEMANAGERINTERNAL is supported by Windows Vista, Windows 7, Windows Server 2008, and Windows Server 2008 R2.

<13> [Section 2.2.4.1](#): The value that Windows places in this field is undefined.

<14> [Section 2.2.5.2](#): This structure is supported only on Windows XP, Windows Server 2003, Windows Vista, Windows Server 2008, Windows 7, and Windows Server 2008 R2.

<15> [Section 2.2.5.3](#): On Windows NT 4.0 Option Pack and Windows 2000, this field is set to a nondeterministic 4-byte value. Windows XP, Windows Server 2003, Windows Vista, Windows Server 2008, Windows 7, and Windows Server 2008 R2 set this field to 0xCD64CD64.

<16> [Section 2.2.5.4](#): The **dwVersionMax** field is set to 1 on Windows NT 4.0 Option Pack, 2 on Windows 2000, and 3 on Windows XP, Windows Server 2003, Windows Vista, Windows Server 2008, Windows 7, and Windows Server 2008 R2.

<17> [Section 2.2.5.9](#): The field **TmProtocolMsdtcV1** is included in the [SWhereabouts](#) structure on Windows 7, Windows Server 2008 R2, Windows Server 2008, Windows Vista, Windows Server 2003, Windows XP, Windows 2000, and Windows NT 4.0 Option Pack. The field TmProtocolMsdtcV2 is included in the [SWhereabouts](#) structure on Windows 7, Windows Server 2008 R2, Windows Server 2008, Windows Vista, Windows Server 2003, Windows XP, and Windows 2000. The field TmProtocolTip is included in the [SWhereabouts](#) structure, if the transaction manager is so configured, on Windows 7, Windows Server 2008 R2, Windows Server 2008, Windows Vista, Windows Server 2003, Windows XP, and Windows 2000. The field TmProtocolExtended is included in the [SWhereabouts](#) structure, if the transaction manager is so configured, on Windows 7, Windows Server 2008 R2, Windows Server 2008, Windows Vista, Windows Server 2003 SP2 or later, and Windows XP SP3 or later.

<18> [Section 2.2.8.2.1.1.10](#): Windows does not have a maximum limit on the number of times an application can perform associate request on an already existing transaction by sending the [TXUSER\\_ASSOCIATE\\_MTAG\\_ASSOCIATE](#) message. Therefore, the [TXUSER\\_ASSOCIATE\\_MTAG\\_TOO\\_MANY\\_LOCAL](#) message is never sent by any Windows implementation.

<19> [Section 2.2.8.3.2.1](#): By default on Windows 7, Windows Server 2008 R2, Windows Server 2008, Windows Vista, Windows Server 2003, and Windows XP SP2, Windows requires

authentication with an account that is in the administrator group. This behavior is configurable on Windows 7, Windows Server 2008 R2, Windows Server 2008, Windows Vista, Windows Server 2003, and Windows XP SP2.

<20> [Section 2.2.8.3.2.8](#): The message [TXUSER\\_RESOLVE MTAG\\_NOT\\_CHILD](#) that is associated with connection type [CONNTYPE\\_TXUSER\\_RESOLVE](#) is never sent by any Windows implementation.

<21> [Section 2.2.10.2.2.8](#): Windows limits transactions to 32 direct enlistments.

<22> [Section 3.1.4.3](#): Regarding the MSDTC Connection Manager: OleTx Transaction Protocol connection establishment in Windows, an MSDTC Connection Manager: OleTx Transaction Protocol session partner does send connection requests for connection types that it supports (when required by the protocol rules; see [section 3](#)). The [CONNTYPE\\_TXUSER\\_EXPORT2](#) ([section 2.2.8.2.2.3](#)) and [CONNTYPE\\_TXUSER\\_PROMOTE](#) ([section 2.2.8.1.3](#)) could be sent to the other partner, which might not support these connection types. As a result, the requests for the unsupported connection types are rejected with an [MTAG\\_CONNECTION\\_REQ\\_DENIED](#) ([\[MS-CMP\]](#) [section 2.2.5](#)). When the [CONNTYPE\\_TXUSER\\_PROMOTE](#) connection type is rejected, Windows implementations return the failure result to the higher business layer. When the [CONNTYPE\\_TXUSER\\_EXPORT2](#) connection type is rejected, Windows implementations fall back to the [CONNTYPE\\_TXUSER\\_EXPORT](#) ([section 2.2.8.2.2.2](#)) connection type.

<23> [Section 3.1.4.3](#): Regarding the sending of messages over an established MSDTC Connection Manager: OleTx Transaction Protocol connection in Windows, an MSDTC Connection Manager: OleTx Transaction Protocol session partner never sends messages that it supports (when required by the protocol rules) (see [section 3](#)), but that are not supported by the negotiated protocol version (in the context of the connection's connection type) with one exception: [TXUSER\\_RESOLVE MTAG\\_ACCESSDENIED](#) ([section 2.2.8.3.2.1](#)). For [TXUSER\\_RESOLVE MTAG\\_ACCESSDENIED](#), a partner that supports this message sends it (when required by protocol rules) even if it is not supported by the negotiated protocol version.

<24> [Section 3.1.6](#): On receiving an invalid message on a connection, the participant terminates the associated session on Windows XP SP1, Windows 2000, and the Windows NT 4.0 Option Pack.

<25> [Section 3.2.3](#): No authentication is supported by Windows NT 4.0 Option Pack, Windows 2000, Windows XP, Windows Server 2003, Windows Vista, Windows Server 2008, Windows Server 2008 R2, and Windows 7. Incoming authentication and mutual authentication are supported by Windows XP SP2, Windows Server 2003 with SP1, Windows Vista, Windows Server 2008, Windows Server 2008 R2, Windows Server 2008 R2, and Windows 7. The security level is configurable to any of the three values on Windows XP SP2, Windows Server 2003 with SP1, Windows Vista, Windows Server 2008, Windows Server 2008 R2, and Windows 7.

<26> [Section 3.2.3.1](#): The Timeout value defaults to the value zero on Windows 7, Windows Server 2008 R2, Windows Server 2008, Windows Vista, Windows Server 2003, Windows XP, Windows 2000, and Windows NT 4.0 Option Pack.

<27> [Section 3.2.3.2](#): In Windows NT 4.0 Option Pack, Windows 2000, Windows XP, Windows Server 2003, Windows Vista, Windows Server 2008, Windows 7, and Windows Server 2008 R2 the log size is configurable and stored in the registry. The default log size value is 4 MB and the default maximum size is 512 MB.

<28> [Section 3.2.3.3](#): The [Core Transaction Manager Facet](#) ([section 1.3.3.3.1](#)) ensures that transactions with duplicate identifiers will not be created on Windows NT 4.0 Option Pack, Windows 2000, Windows XP, Windows Server 2003, Windows Vista SP1, Windows Server 2008, Windows 7, and Windows Server 2008 R2. However, the [Core Transaction Manager Facet](#) ([section 1.3.3.3.1](#)) does not ensure the same on Windows Vista, and requires the application of Windows Vista SP1 to restore the correct protocol behavior.

[<29> Section 3.2.7.11:](#) The limit of Subordinate Enlistments depends on the type of the Enlistment. The limit on Subordinate Transaction Manager Enlistments is 16 on Windows NT 4.0 Option Pack; and 64 on Windows 2000, Windows XP, Windows Server 2003, Windows Vista, Windows Server 2008, Windows 7, and Windows Server 2008 R2. The limit on Subordinate Resource Manager Enlistments is 32 on Windows NT 4.0 Option Pack, Windows 2000, Windows XP, Windows Server 2003, Windows Vista, Windows Server 2008, Windows 7, and Windows Server 2008 R2.

[<30> Section 3.2.7.13:](#) The [Core Transaction Manager Facet \(section 1.3.3.3.1\)](#) ensures that transactions with duplicate identifiers will not be created on Windows NT 4.0 Option Pack, Windows 2000, Windows XP, Windows Server 2003, Windows Vista SP1, Windows Server 2008, Windows 7, and Windows Server 2008 R2; however, the [Core Transaction Manager Facet \(section 1.3.3.3.1\)](#) does not ensure the same on Windows Vista, and requires the application of Windows Vista SP1 to restore the correct protocol behavior.

[<31> Section 3.2.7.21:](#) The limit of Subordinate Enlistments depends on the type of the Enlistment. The limit on Subordinate Transaction Manager enlistments is 16 on Windows NT 4.0 Option Pack and 64 on Windows 2000, Windows XP, Windows Server 2003, Windows Vista, Windows Server 2008, Windows 7 and Windows Server 2008 R2. The limit on Subordinate Resource Manager enlistments is 32 on Windows NT 4.0 Option Pack, Windows 2000, Windows XP, Windows Server 2003, Windows Vista, Windows Server 2008, Windows 7, and Windows Server 2008 R2.

[<32> Section 3.3.4.1:](#) In Windows Vista, the [Core Transaction Manager Facet \(section 1.3.3.3.1\)](#) does not ensure that transactions with duplicate identifiers are not created. If an identifier that already exists in the transaction table is sent as the **guidTX** field with [TXUSER BEGINNER MTAG PROMOTE Message \(section 3.4.5.1.3.1\)](#), a duplicate entry having the same transaction identifier will be created in the transaction table. As a result, the transaction identifier having duplicate entries in the transaction table is not uniquely mapped to a single transaction object and any subsequent lookup for a transaction object with this identifier may return any one of the duplicate transaction objects. Any subsequent processing rule that involves finding a transaction object by this transaction identifier may have an undefined outcome as a result of this Windows Vista-specific behavior. This undefined behavior was identified post release and has since been addressed in subsequent releases. An implementation MUST avoid duplicate transaction identifiers when beginning a transaction that uses the [CONNTYPE TXUSER PROMOTE connection type \(section 3.3.4.1.3\)](#) by always using a new GUID as specified in [\[RFC4122\]](#) for the predetermined transaction identifier.

[<33> Section 3.4.5.3.2.1:](#) By default on Windows XP SP2, Windows Server 2003, Windows Vista, Windows 7, Windows Server 2008, and Windows Server 2008 R2, Windows requires authentication with an account that is in the administrator group. This behavior is configurable on Windows XP SP2, Windows Server 2003, Windows Vista, Windows Server 2008, Windows Server 2008 R2, and Windows 7.

[<34> Section 3.4.5.3.2.2:](#) By default on Windows XP SP2, Windows Server 2003, Windows Vista, Windows 7, Windows Server 2008, and Windows Server 2008 R2, Windows requires authentication with an account that is in the administrator group. This behavior is configurable on Windows XP SP2, Windows Server 2003, Windows Vista, Windows Server 2008, Windows Server 2008 R2, and Windows 7.

[<35> Section 3.4.5.3.2.3:](#) By default on Windows XP SP2, Windows Server 2003, Windows Vista, Windows 7, Windows Server 2008, and Windows Server 2008 R2, Windows requires authentication with an account that is in the administrator group. This behavior is configurable on Windows XP SP2, Windows Server 2003, Windows Vista, Windows Server 2008, Windows Server 2008 R2, and Windows 7.

[<36> Section 3.7.2.1:](#) The value of the [Redeliver Commit Timer](#) is 1,000 milliseconds if the underlying transport is down. Otherwise, it is 500 milliseconds on Windows 7, Windows

Server 2008 R2, Windows Server 2008, Windows Vista, Windows Server 2003, Windows XP, Windows 2000, and Windows NT 4.0 Option Pack. This value is not configurable.

[<37> Section 3.8.2.1:](#) The value of the Check Abort timer is 1,000 milliseconds on Windows 7, Windows Server 2008 R2, Windows Server 2008, Windows Vista, Windows Server 2003, Windows XP, Windows 2000, and Windows NT 4.0 Option Pack. This value is not configurable.

[<38> Section 5.1:](#) Mutual authentication is used by default on Windows XP SP2, Windows Server 2003, Windows Vista, Windows Server 2008, Windows 7, and Windows Server 2008 R2. No authentication is used on Windows NT 4.0 Option Pack, Windows 2000, and Windows XP SP1.

## 7 Change Tracking

This section identifies changes that were made to the [MS-DTCO] protocol document between the May 2011 and June 2011 releases. Changes are classified as New, Major, Minor, Editorial, or No change.

The revision class **New** means that a new document is being released.

The revision class **Major** means that the technical content in the document was significantly revised. Major changes affect protocol interoperability or implementation. Examples of major changes are:

- A document revision that incorporates changes to interoperability requirements or functionality.
- An extensive rewrite, addition, or deletion of major portions of content.
- The removal of a document from the documentation set.
- Changes made for template compliance.

The revision class **Minor** means that the meaning of the technical content was clarified. Minor changes do not affect protocol interoperability or implementation. Examples of minor changes are updates to clarify ambiguity at the sentence, paragraph, or table level.

The revision class **Editorial** means that the language and formatting in the technical content was changed. Editorial changes apply to grammatical, formatting, and style issues.

The revision class **No change** means that no new technical or language changes were introduced. The technical content of the document is identical to the last released version, but minor editorial and formatting changes, as well as updates to the header and footer information, and to the revision summary, may have been made.

Major and minor changes can be described further using the following change types:

- New content added.
- Content updated.
- Content removed.
- New product behavior note added.
- Product behavior note updated.
- Product behavior note removed.
- New protocol syntax added.
- Protocol syntax updated.
- Protocol syntax removed.
- New content added due to protocol revision.
- Content updated due to protocol revision.
- Content removed due to protocol revision.
- New protocol syntax added due to protocol revision.

- Protocol syntax updated due to protocol revision.
- Protocol syntax removed due to protocol revision.
- New content added for template compliance.
- Content updated for template compliance.
- Content removed for template compliance.
- Obsolete document removed.

Editorial changes are always classified with the change type **Editorially updated**.

Some important terms used in the change type descriptions are defined as follows:

- **Protocol syntax** refers to data elements (such as packets, structures, enumerations, and methods) as well as interfaces.
- **Protocol revision** refers to changes made to a protocol that affect the bits that are sent over the wire.

The changes made to this document are listed in the following table. For more information, please contact [protocol@microsoft.com](mailto:protocol@microsoft.com).

Section	Tracking number (if applicable) and description	Major change (Y or N)	Change type
<a href="#">1.2 References</a>	Added explanatory statement regarding the removal of the publishing year from Microsoft Open Specification document references.	N	Content updated.

## 8 Index

### A

Abstract data model  
  application ([section 3.1.1](#) 183, [section 3.3.1](#) 229, [section 3.4.1](#) 290)  
  core transaction manager ([section 3.1.1](#) 183, [section 3.2.1](#) 190)  
  resource manager ([section 3.1.1](#) 183, [section 3.5.1](#) 353, [section 3.6.1](#) 383)  
  subordinate transaction manager ([section 3.1.1](#) 183, [section 3.8.1](#) 441)  
  superior transaction manager ([section 3.1.1](#) 183, [section 3.7.1](#) 416)  
  transaction manager ([section 3.1.1](#) 183, [section 3.4.1](#) 290, [section 3.6.1](#) 383)  
[Applicability](#) 52  
Application  
  abstract data model ([section 3.1.1](#) 183, [section 3.3.1](#) 229, [section 3.4.1](#) 290)  
  [connection types](#) 84  
  [facet - role](#) 45  
  higher-layer triggered events  
    [beginning transaction](#) 257  
    [changing transaction time-out](#) 259  
    [creating export connection](#) 261  
    [generating trace records for transaction](#) 262  
    [importing transaction](#) 263  
    [importing transaction with additional transaction attributes](#) 264  
    [initiating transaction commit](#) 265  
    [initiating transaction rollback](#) 266  
    [obtaining extended whereabouts](#) 268  
    [obtaining security configuration of transaction manager](#) 268  
  overview ([section 3.1.5](#) 187, [section 3.3.4](#) 257, [section 3.4.4](#) 318)  
  [pulling transaction](#) 269  
  [pushing transaction](#) 270  
  [resolving transaction](#) 271  
  initialization ([section 3.1.3](#) 185, [section 3.3.3](#) 257, [section 3.4.3](#) 317)  
  local events  
    [Associate Transaction Failure](#) 340  
    [Associate Transaction Success](#) 341  
    [Begin Commit](#) 342  
    [Begin In Doubt](#) 342  
    [Begin Rollback](#) 342  
    [Begin Voting](#) 343  
    [Connection Disconnected](#) 189  
    [Create Transaction Failure](#) 343  
    [Create Transaction Success](#) 344  
    [Create Voter Enlistment Failure](#) 345  
    [Create Voter Enlistment Success](#) 345  
    [Export Transaction Failure](#) 346  
    [Export Transaction Success](#) 347  
  overview ([section 3.1.8](#) 188, [section 3.3.7](#) 290, [section 3.4.7](#) 340)  
  [Phase One Complete](#) 347

[Phase Zero Complete](#) 349  
  [Register Phase Zero](#) 349  
  [Resolve Transaction Complete](#) 349  
  [Rollback Complete](#) 351  
  [Set Transaction Attributes Failure](#) 351  
  [Set Transaction Attributes Success](#) 352  
  [Set Transaction Timeout Failure](#) 352  
  [Set Transaction Timeout Success](#) 352  
  [Unilaterally Aborted](#) 353  
  [message processing](#) 338  
    transaction administration ([section 3.3.5.3](#) 285, [section 3.4.5.3](#) 333)  
    transaction initiation and completion ([section 3.3.5.1](#) 272, [section 3.4.5.1](#) 318)  
    [transaction manager administration](#) 290  
    transaction propagation ([section 3.3.5.2](#) 277, [section 3.4.5.2](#) 323)  
  [overview](#) 183  
  [role](#) 42  
  [sequencing rules](#) 338  
    transaction administration ([section 3.3.5.3](#) 285, [section 3.4.5.3](#) 333)  
    transaction initiation and completion ([section 3.3.5.1](#) 272, [section 3.4.5.1](#) 318)  
    [transaction manager administration](#) 290  
    transaction propagation ([section 3.3.5.2](#) 277, [section 3.4.5.2](#) 323)  
  timer events ([section 3.1.7](#) 188, [section 3.3.6](#) 290, [section 3.4.6](#) 340)  
  timers ([section 3.1.2](#) 185, [section 3.3.2](#) 256, [section 3.4.2](#) 317)  
  [versioning](#) 186  
  [Associate Msg\\_Version2 packet](#) 63  
  [Associate Msg\\_Version3 packet](#) 64

### C

[Capability negotiation](#) 53  
  [Capability negotiation mechanisms](#) 54  
  [Change tracking](#) 502  
  Connection types  
    [application](#) 84  
    resource manager  
      [transaction recovery](#) 174  
      [voting](#) 177  
    [transaction administration](#) 124  
    [transaction manager](#) 138  
    [transaction manager propagation](#) 138  
    [transaction propagation](#) 98  
    [transaction recovery](#) 153  
  version-specific aspects  
    [relevant to applications](#) 58  
    [relevant to resource managers](#) 60  
    [relevant to transaction managers](#) 60  
  [Connections](#) 56  
  [CONNTYPE enumeration](#) 73  
  CONNTYPE\_PARTNERTM\_BRANCH  
    [acceptor states](#) 420

<a href="#">initiator states</a>	444	<a href="#">initiator states</a>	358
<a href="#">overview</a>	149	<a href="#">overview</a>	161
CONNNTYPE_PARTNERTM_CHECKABORT		CONNNTYPE_TXUSER_PROMOTE	
<a href="#">acceptor states</a>	425	<a href="#">acceptor states</a>	295
<a href="#">initiator states</a>	448	<a href="#">initiator states</a>	234
<a href="#">overview</a>	153	<a href="#">overview</a>	96
CONNNTYPE_PARTNERTM_PROPAGATE		CONNNTYPE_TXUSER_REENLIST	
<a href="#">acceptor states</a>	441	<a href="#">acceptor states</a>	393
<a href="#">initiator states</a>	416	<a href="#">initiator states</a>	362
<a href="#">overview</a>	138	<a href="#">overview</a>	174
CONNNTYPE_PARTNERTM_REDELIVERCOMMIT		CONNNTYPE_TXUSER_RESOLVE	
<a href="#">acceptor states</a>	447	<a href="#">acceptor states</a>	309
<a href="#">initiator states</a>	423	<a href="#">initiator states</a>	249
<a href="#">overview</a>	155	<a href="#">overview</a>	127
CONNNTYPE_TXUSER_ASSOCIATE		CONNNTYPE_TXUSER_RESOURCEMANAGER	
<a href="#">acceptor states</a>	297	<a href="#">acceptor states</a>	383
<a href="#">initiator states</a>	236	<a href="#">initiator states</a>	354
<a href="#">overview</a>	98	<a href="#">overview</a>	157
CONNNTYPE_TXUSER_BEGIN2		CONNNTYPE_TXUSER_RESOURCEMANAGERINTERNA L	
<a href="#">acceptor states</a>	293	<a href="#">acceptor states</a>	385
<a href="#">initiator states</a>	232	<a href="#">initiator states</a>	356
<a href="#">overview</a>	90	<a href="#">overview</a>	160
CONNNTYPE_TXUSER_BEGINNER		CONNNTYPE_TXUSER_SETTXTIMEOUT	
<a href="#">acceptor states</a>	291	<a href="#">acceptor states</a>	311
<a href="#">initiator states</a>	230	<a href="#">initiator states</a>	251
<a href="#">overview</a>	84	<a href="#">overview</a>	133
CONNNTYPE_TXUSER_ENLISTMENT		CONNNTYPE_TXUSER_SETTXTIMEOUT2	
<a href="#">acceptor states</a>	389	<a href="#">acceptor states</a>	313
<a href="#">initiator states</a>	360	<a href="#">initiator states</a>	253
<a href="#">overview</a>	166	<a href="#">overview</a>	134
CONNNTYPE_TXUSER_EXPORT		CONNNTYPE_TXUSER_TRACE	
<a href="#">acceptor states</a>	304	<a href="#">acceptor states</a>	314
<a href="#">initiator states</a>	243	<a href="#">initiator states</a>	254
<a href="#">overview</a>	108	<a href="#">overview</a>	134
CONNNTYPE_TXUSER_EXPORT2		CONNNTYPE_TXUSER_VOTER	
<a href="#">acceptor states</a>	306	<a href="#">acceptor states</a>	394
<a href="#">initiator states</a>	245	<a href="#">initiator states</a>	364
<a href="#">overview</a>	115	<a href="#">overview</a>	177
CONNNTYPE_TXUSER_EXTENDEDWHEREABOUTS		<a href="#">Constants</a>	80
<a href="#">acceptor states</a>	299	Core transaction manager	
<a href="#">overview</a>	106	abstract data model ( <a href="#">section 3.1.1</a> 183, <a href="#">section 3.2.1</a> 190)	
<a href="#">CONNNTYPE_TXUSER_EXTENDWHEREABOUTS -</a>		higher-layer triggered events ( <a href="#">section 3.1.5</a> 187, <a href="#">section 3.2.4</a> 205)	
<a href="#">initiator states</a>	238	initialization	
CONNNTYPE_TXUSER_GETSECURITYFLAGS		<a href="#">durable log</a>	204
<a href="#">acceptor states</a>	315	overview ( <a href="#">section 3.1.3</a> 185, <a href="#">section 3.2.3</a> 202)	
<a href="#">initiator states</a>	255	transaction	
<a href="#">overview</a>	136	<a href="#">object initialization</a>	204
CONNNTYPE_TXUSER_GETTXDETAILS		<a href="#">recovery</a>	204
<a href="#">acceptor states</a>	308	local events	
<a href="#">initiator states</a>	247	<a href="#">Associate Transaction</a>	206
<a href="#">overview</a>	124	<a href="#">Begin Commit</a>	206
CONNNTYPE_TXUSER_IMPORT		<a href="#">Begin In Doubt</a>	207
<a href="#">acceptor states</a>	300	<a href="#">Begin Phase One</a>	207
<a href="#">initiator states</a>	239	<a href="#">Begin Phase Zero</a>	208
<a href="#">overview</a>	116	<a href="#">Begin Rollback</a>	208
CONNNTYPE_TXUSER_IMPORT2		<a href="#">Begin Voting</a>	209
<a href="#">acceptor states</a>	302	<a href="#">Branch Transaction Failure</a>	209
<a href="#">initiator states</a>	241	<a href="#">Branch Transaction Success</a>	210
<a href="#">overview</a>	120		
CONNNTYPE_TXUSER_PHASE0			
<a href="#">acceptor states</a>	387		

- [Connection Disconnected](#) 189
- [Create Phase Zero Enlistment](#) 210
- [Create Subordinate Enlistment](#) 211
- [Create Superior Enlistment](#) 212
- [Create Transaction](#) 212
- [Create Voter Enlistment](#) 214
- [Enlistment Commit Complete](#) 214
- [Enlistment Phase One Complete](#) 214
- [Enlistment Phase Zero Complete](#) 216
- [Enlistment Rollback Complete](#) 217
- [Enlistment Unilaterally Aborted](#) 218
- [Enlistment Vote Complete](#) 219
- [Export Transaction](#) 220
- [Forget Transaction](#) 221
- [Notify Aborted](#) 221
- [Notify Recovered Transaction Committed](#) 222
- overview ([section 3.1.8](#) 188, [section 3.2.7](#) 206)
- [Phase One Completed](#) 222
- [Propagate Transaction Failure](#) 223
- [Propagate Transaction Success](#) 224
- [Register Phase Zero Failure](#) 224
- [Register Phase Zero Success](#) 225
- [Request Transaction Outcome](#) 227
- [Resolve Transaction](#) 225
- [Set Transaction Attributes](#) 226
- [Set Transaction Timeout](#) 227
- [Unenlist Phase Zero Enlistment](#) 228
- [Voting Complete](#) 228
- [message processing](#) 205
- overview 183
- role 45
- [sequencing rules](#) 205
- timer events ([section 3.1.7](#) 188, [section 3.2.6](#) 205)
- timers ([section 3.1.2](#) 185, [section 3.2.2](#) 201)
- [versioning](#) 186

## D

- Data model - abstract
  - application ([section 3.1.1](#) 183, [section 3.3.1](#) 229, [section 3.4.1](#) 290)
  - core transaction manager ([section 3.1.1](#) 183, [section 3.2.1](#) 190)
  - resource manager ([section 3.1.1](#) 183, [section 3.5.1](#) 353, [section 3.6.1](#) 383)
  - subordinate transaction manager ([section 3.1.1](#) 183, [section 3.8.1](#) 441)
  - superior transaction manager ([section 3.1.1](#) 183, [section 3.7.1](#) 416)
  - transaction manager ([section 3.1.1](#) 183, [section 3.4.1](#) 290, [section 3.6.1](#) 383)
- [DTCADVCONFIG packet](#) 80
- [DTCADVCONFIG OPTIONS packet](#) 82
- [Durability](#) 47

## E

- Enlistment example
  - [enlisting in existing transaction](#) 482
  - overview 481

- [registering with transaction manager as resource manager](#) 481
- [responding to enlistment notifications](#) 484
- [Enumerations](#) 73
- Examples
  - overview 466
  - resource manager recovery scenario
    - [completing recovery](#) 494
    - [initializing recovery](#) 491
    - overview 491
    - [reenlisting in in-doubt transactions](#) 491
  - simple enlistment scenario
    - [enlisting in existing transaction](#) 482
    - overview 481
    - [registering with transaction manager as resource manager](#) 481
    - [responding to enlistment notifications](#) 484
  - simple transaction scenario
    - [beginning transaction](#) 466
    - [completing transaction](#) 468
    - overview 466
  - transaction manager two-phase commit scenario
    - overview 486
    - [Phase One](#) 486
    - [Phase Two](#) 489
  - transaction marshaling scenario
    - [branching transaction](#) 472
    - [exporting transaction](#) 475
    - [importing transaction](#) 479
    - [marshaling transaction](#) 469
    - [obtaining whereabouts of receiver's transaction manager](#) 474
    - overview ([section 4.2](#) 468, [section 4.3](#) 474)
    - [propagating transaction](#) 478
    - [unmarshaling transaction](#) 470

## F

- [Facets - core transaction manager](#) 200
- [Fields - vendor-extensible](#) 55

## G

- [Glossary](#) 29
- [GRFRM](#) 80

## H

- Higher-layer triggered events
  - application
    - [beginning transaction](#) 257
    - [changing transaction time-out](#) 259
    - [creating export connection](#) 261
    - [generating trace records for transaction](#) 262
    - [importing transaction](#) 263
    - [importing transaction with additional transaction attributes](#) 264
    - [initiating transaction commit](#) 265
    - [initiating transaction rollback](#) 266
    - [obtaining extended whereabouts](#) 268
    - [obtaining security configuration of transaction manager](#) 268

- overview ([section 3.1.5](#) 187, [section 3.3.4](#) 257, [section 3.4.4](#) 318)
- [pulling transaction](#) 269
- [pushing transaction](#) 270
- [resolving transaction](#) 271
- core transaction manager ([section 3.1.5](#) 187, [section 3.2.4](#) 205)
- resource manager
  - [canceling enlistment as Phase Zero participant on specific transaction](#) 367
  - [enlisting as Phase Zero participant on specific transaction](#) 367
  - [enlisting on specific transaction](#) 367
  - [Enlistment Abort request completed](#) 368
  - [Enlistment Commit request completed](#) 369
  - [Enlistment Prepare request completed](#) 369
  - [Enlistment Single-Phase Commit request completed](#) 370
  - overview ([section 3.1.5](#) 187, [section 3.5.4](#) 367, [section 3.6.4](#) 397)
  - [Phase Zero request completed](#) 371
  - [registering as voter on specific transaction](#) 371
  - [registering with transaction manager](#) 372
  - [Voter Vote request completed](#) 373
- subordinate transaction manager ([section 3.1.5](#) 187, [section 3.8.4](#) 451)
- superior transaction manager ([section 3.1.5](#) 187, [section 3.7.4](#) 426)
- transaction manager ([section 3.1.5](#) 187, [section 3.4.4](#) 318, [section 3.6.4](#) 397)

## I

- [Implementer - security considerations](#) 495
- [Index of security parameters](#) 496
- [Informative references](#) 33

## Initialization

- application ([section 3.1.3](#) 185, [section 3.3.3](#) 257, [section 3.4.3](#) 317)
- core transaction manager
  - [durable log](#) 204
  - overview ([section 3.1.3](#) 185, [section 3.2.3](#) 202)
  - transaction
    - [object initialization](#) 204
    - [recovery](#) 204
- resource manager ([section 3.1.3](#) 185, [section 3.5.3](#) 366, [section 3.6.3](#) 397)
- subordinate transaction manager ([section 3.1.3](#) 185, [section 3.8.3](#) 450)
- superior transaction manager ([section 3.1.3](#) 185, [section 3.7.3](#) 426)
- transaction manager ([section 3.1.3](#) 185, [section 3.4.3](#) 317, [section 3.6.3](#) 397)

## [Introduction](#) 28

## L

- [Lifetime - transaction](#) 34
- Local events
  - application
    - [Associate Transaction Failure](#) 340
    - [Associate Transaction Success](#) 341

- [Begin Commit](#) 342
- [Begin In Doubt](#) 342
- [Begin Rollback](#) 342
- [Begin Voting](#) 343
- [Connection Disconnected](#) 189
- [Create Transaction Failure](#) 343
- [Create Transaction Success](#) 344
- [Create Voter Enlistment Failure](#) 345
- [Create Voter Enlistment Success](#) 345
- [Export Transaction Failure](#) 346
- [Export Transaction Success](#) 347
- overview ([section 3.1.8](#) 188, [section 3.3.7](#) 290, [section 3.4.7](#) 340)
- [Phase One Complete](#) 347
- [Phase Zero Complete](#) 349
- [Register Phase Zero](#) 349
- [Resolve Transaction Complete](#) 349
- [Rollback Complete](#) 351
- [Set Transaction Attributes Failure](#) 351
- [Set Transaction Attributes Success](#) 352
- [Set Transaction Timeout Failure](#) 352
- [Set Transaction Timeout Success](#) 352
- [Unilaterally Aborted](#) 353
- core transaction manager
  - [Associate Transaction](#) 206
  - [Begin Commit](#) 206
  - [Begin In Doubt](#) 207
  - [Begin Phase One](#) 207
  - [Begin Phase Zero](#) 208
  - [Begin Rollback](#) 208
  - [Begin Voting](#) 209
  - [Branch Transaction Failure](#) 209
  - [Branch Transaction Success](#) 210
  - [Connection Disconnected](#) 189
  - [Create Phase Zero Enlistment](#) 210
  - [Create Subordinate Enlistment](#) 211
  - [Create Superior Enlistment](#) 212
  - [Create Transaction](#) 212
  - [Create Voter Enlistment](#) 214
  - [Enlistment Commit Complete](#) 214
  - [Enlistment Phase One Complete](#) 214
  - [Enlistment Phase Zero Complete](#) 216
  - [Enlistment Rollback Complete](#) 217
  - [Enlistment Unilaterally Aborted](#) 218
  - [Enlistment Vote Complete](#) 219
  - [Export Transaction](#) 220
  - [Forget Transaction](#) 221
  - [Notify Aborted](#) 221
  - [Notify Recovered Transaction Committed](#) 222
  - overview ([section 3.1.8](#) 188, [section 3.2.7](#) 206)
  - [Phase One Completed](#) 222
  - [Propagate Transaction Failure](#) 223
  - [Propagate Transaction Success](#) 224
  - [Register Phase Zero Failure](#) 224
  - [Register Phase Zero Success](#) 225
  - [Request Transaction Outcome](#) 227
  - [Resolve Transaction](#) 225
  - [Set Transaction Attributes](#) 226
  - [Set Transaction Timeout](#) 227
  - [Unenlist Phase Zero Enlistment](#) 228
  - [Voting Complete](#) 228

- resource manager
  - [Begin Commit](#) 408
  - [Begin In Doubt](#) 409
  - [Begin Phase One](#) 409
  - [Begin Phase Zero](#) 410
  - [Begin Rollback](#) 410
  - [Begin Voting](#) 411
  - [Connection Disconnected](#) 189
  - [Create Phase Zero Enlistment Failure](#) 412
  - [Create Phase Zero Enlistment Success](#) 412
  - [Create Resource Manager](#) 412
  - [Create Subordinate Enlistment Failure](#) 413
  - [Create Subordinate Enlistment Success](#) 414
  - [Create Voter Enlistment Failure](#) 414
  - [Create Voter Enlistment Success](#) 414
  - overview ([section 3.1.8](#) 188, [section 3.5.7](#) 381, [section 3.6.7](#) 408)
  - [Phase Zero Aborted](#) 415
  - [Recover Transaction](#) 381
  - [Recover Transactions](#) 382
  - [Reenlist Complete](#) 415
  - [Reenlistment Complete](#) 382
  - [Resource Manager Down](#) 415
  - [Transaction Manager Down](#) 382
- subordinate transaction manager
  - [Branch Transaction](#) 460
  - [Cancel Check Abort](#) 461
  - [Commit Complete](#) 461
  - [Connection Disconnected](#) 189
  - [Create Superior Enlistment Failure](#) 462
  - [Create Superior Enlistment Success](#) 461
  - overview ([section 3.1.8](#) 188, [section 3.8.7](#) 460)
  - [Phase One Complete](#) 462
  - [Phase Zero Complete](#) 462
  - [Recover In Doubt Transaction](#) 464
  - [Register Phase Zero](#) 464
  - [Rollback Complete](#) 465
  - [Unilaterally Aborted](#) 465
- superior transaction manager
  - [Begin Commit](#) 436
  - [Begin Phase One](#) 437
  - [Begin Phase Zero](#) 438
  - [Begin Rollback](#) 438
  - [Connection Disconnected](#) 189
  - [Create Phase Zero Enlistment Failure](#) 438
  - [Create Phase Zero Enlistment Success](#) 439
  - [Create Subordinate Enlistment Failure](#) 439
  - [Create Subordinate Enlistment Success](#) 440
  - overview ([section 3.1.8](#) 188, [section 3.7.7](#) 436)
  - [Phase Zero Aborted](#) 440
  - [Propagate Transaction](#) 440
- transaction manager
  - [Associate Transaction Failure](#) 340
  - [Associate Transaction Success](#) 341
  - [Begin Commit](#) ([section 3.4.7.3](#) 342, [section 3.6.7.1](#) 408)
  - [Begin In Doubt](#) ([section 3.4.7.4](#) 342, [section 3.6.7.2](#) 409)
  - [Begin Phase One](#) 409
  - [Begin Phase Zero](#) 410

- [Begin Rollback](#) ([section 3.4.7.5](#) 342, [section 3.6.7.5](#) 410)
- [Begin Voting](#) ([section 3.4.7.6](#) 343, [section 3.6.7.6](#) 411)
- [Connection Disconnected](#) 189
- [Create Phase Zero Enlistment Failure](#) 412
- [Create Phase Zero Enlistment Success](#) 412
- [Create Resource Manager](#) 412
- [Create Subordinate Enlistment Failure](#) 413
- [Create Subordinate Enlistment Success](#) 414
- [Create Transaction Failure](#) 343
- [Create Transaction Success](#) 344
- [Create Voter Enlistment Failure](#) ([section 3.4.7.9](#) 345, [section 3.6.7.12](#) 414)
- [Create Voter Enlistment Success](#) ([section 3.4.7.10](#) 345, [section 3.6.7.13](#) 414)
- [Export Transaction Failure](#) 346
- [Export Transaction Success](#) 347
- overview ([section 3.1.8](#) 188, [section 3.4.7](#) 340, [section 3.6.7](#) 408)
- [Phase One Complete](#) 347
- [Phase Zero Aborted](#) 415
- [Phase Zero Complete](#) 349
- [Reenlist Complete](#) 415
- [Register Phase Zero](#) 349
- [Resolve Transaction Complete](#) 349
- [Resource Manager Down](#) 415
- [Rollback Complete](#) 351
- [Set Transaction Attributes Failure](#) 351
- [Set Transaction Attributes Success](#) 352
- [Set Transaction Timeout Failure](#) 352
- [Set Transaction Timeout Success](#) 352
- [Unilaterally Aborted](#) 353
- [Logging - core transaction manager](#) 193

## M

- Message processing
  - [application](#) 338
    - transaction administration ([section 3.3.5.3](#) 285, [section 3.4.5.3](#) 333)
    - transaction initiation and completion ([section 3.3.5.1](#) 272, [section 3.4.5.1](#) 318)
    - [transaction manager administration](#) 290
    - transaction propagation ([section 3.3.5.2](#) 277, [section 3.4.5.2](#) 323)
  - [common](#) 187
  - [core transaction manager](#) 205
  - resource manager
    - registration ([section 3.5.5.1](#) 374, [section 3.6.5.1](#) 397)
    - transaction coordination ([section 3.5.5.2](#) 375, [section 3.6.5.2](#) 399)
    - transaction recovery ([section 3.5.5.3](#) 378, [section 3.6.5.3](#) 405)
    - voting ([section 3.5.5.4](#) 379, [section 3.6.5.4](#) 406)
  - subordinate transaction manager
    - [transaction propagation and coordination](#) 451
    - [transaction recovery](#) 457
  - superior transaction manager
    - [transaction propagation and coordination](#) 427

- [transaction recovery](#) 434
- transaction manager
  - [administration](#) 338
  - [resource manager registration](#) 397
  - [transaction administration](#) 333
  - [transaction coordination](#) 399
  - [transaction initiation and completion](#) 318
  - [transaction propagation](#) 323
  - [transaction recovery](#) 405
  - [voting](#) 406
- [MESSAGE PACKET packet](#) 61
- Messages
  - [syntax](#) 58
  - [transport](#) 56
- [MS-CMPO parameterization](#) 56

## N

- Name object
  - [computing](#) 57
  - [converting NAMEOBJECTBLOB structure to](#) 185
  - [converting OLETX TM\\_ADDR structure to](#) 185
  - [converting to NAMEOBJECTBLOB structure](#) 185
  - [converting to OLETX TM\\_ADDR structure](#) 184
- [NAMEOBJECTBLOB packet](#) 65
- NAMEOBJECTBLOB structure
  - [converting Name object to](#) 185
  - [converting to Name object](#) 185
- [Negotiating common protocol version](#) 186
- [Normative references](#) 32

## O

- OLETX TM\_ADDR structure
  - [converting Name object to](#) 184
  - [converting to Name object](#) 185
- [OLETX\\_ISOLATION\\_FLAGS enumeration](#) 78
- [OLETX\\_ISOLATION\\_LEVEL enumeration](#) 79
- [OLETX\\_TM\\_ADDR packet](#) 62
- [OLETX\\_VARLEN\\_STRING packet](#) 63
- [Overview \(synopsis\)](#) 34

## P

- [Parameters - security index](#) 496
- [PARTNERTM\\_BRANCH\\_MTAG\\_BRANCH\\_LOG\\_FULL packet](#) 150
- [PARTNERTM\\_BRANCH\\_MTAG\\_BRANCH\\_NO\\_MEM packet](#) 150
- [PARTNERTM\\_BRANCH\\_MTAG\\_BRANCH\\_TOO\\_LATE packet](#) 151
- [PARTNERTM\\_BRANCH\\_MTAG\\_BRANCH\\_TOO\\_MANY packet](#) 151
- [PARTNERTM\\_BRANCH\\_MTAG\\_BRANCH\\_TX\\_NOT\\_FO UND packet](#) 152
- [PARTNERTM\\_BRANCH\\_MTAG\\_BRANCHED packet](#) 152
- [PARTNERTM\\_BRANCH\\_MTAG\\_BRANCHING packet](#) 153
- [PARTNERTM\\_CHECKABORT\\_MTAG\\_ABORTED packet](#) 154

- [PARTNERTM\\_CHECKABORT\\_MTAG\\_CHECK packet](#) 154
- [PARTNERTM\\_CHECKABORT\\_MTAG\\_RETRY packet](#) 155
- [PARTNERTM\\_PROPAGATE\\_MTAG\\_ABORTNOTIFY packet](#) 146
- [PARTNERTM\\_PROPAGATE\\_MTAG\\_ABORTREQ packet](#) 145
- [PARTNERTM\\_PROPAGATE\\_MTAG\\_ABORTREQDONE packet](#) 145
- [PARTNERTM\\_PROPAGATE\\_MTAG\\_COMMITREQ packet](#) 144
- [PARTNERTM\\_PROPAGATE\\_MTAG\\_COMMITREQDONE packet](#) 144
- [PARTNERTM\\_PROPAGATE\\_MTAG\\_DUPLICATE packet](#) 140
- [PARTNERTM\\_PROPAGATE\\_MTAG\\_LOG\\_FULL packet](#) 141
- [PARTNERTM\\_PROPAGATE\\_MTAG\\_NO\\_MEM packet](#) 141
- [PARTNERTM\\_PROPAGATE\\_MTAG\\_PHASE0 packet](#) 148
- [PARTNERTM\\_PROPAGATE\\_MTAG\\_PHASE0COMPLETE packet](#) 149
- [PARTNERTM\\_PROPAGATE\\_MTAG\\_PHASE0REGISTER packet](#) 147
- [PARTNERTM\\_PROPAGATE\\_MTAG\\_PHASE0REGISTER ED packet](#) 147
- [PARTNERTM\\_PROPAGATE\\_MTAG\\_PHASE0REGISTRA TIONREJECTED packet](#) 148
- [PARTNERTM\\_PROPAGATE\\_MTAG\\_PREPAREREQ packet](#) 142
- [PARTNERTM\\_PROPAGATE\\_MTAG\\_PREPAREREQDON E packet](#) 142
- [PARTNERTM\\_PROPAGATE\\_MTAG\\_PROPAGATE packet](#) 138
- [PARTNERTM\\_PROPAGATE\\_MTAG\\_PROPAGATED packet](#) 140
- [PARTNERTM\\_PROPAGATE\\_MTAG\\_PROTOCOL\\_ERRO R packet](#) 143
- [PARTNERTM\\_PROPAGATE\\_PREPAREREQDONE RESP ONSE enumeration](#) 76
- [PARTNERTM\\_REDELIVERCOMMIT\\_MTAG\\_COMMITR EQ packet](#) 156
- [PARTNERTM\\_REDELIVERCOMMIT\\_MTAG\\_COMMITR EQDONE packet](#) 156
- [PARTNERTM\\_REDELIVERCOMMIT\\_MTAG\\_RETRY packet](#) 157
- [Phase One](#) 36
- [Phase Two](#) 38
- [Phase Zero](#) 35
- [Preconditions](#) 52
- [Prerequisites](#) 52
- [Product behavior](#) 497
- Propagation
  - pull ([section 2.2.8.2.1](#) 98, [section 2.2.9.1.2](#) 149)
    - [branching transaction](#) 472
    - [marshaling transaction](#) 469
    - overview ([section 1.3.5.1](#) 49, [section 4.2](#) 468)
    - [unmarshaling transaction](#) 470

- push ([section 2.2.8.2.2](#) 106, [section 2.2.9.1.1](#) 138)
  - [exporting transaction](#) 475
  - [importing transaction](#) 479
  - [obtaining whereabouts of receiver's transaction manager](#) 474
  - overview ([section 1.3.5.2](#) 50, [section 4.3](#) 474)
  - [propagating transaction](#) 478
  - transaction ([section 1.3.5](#) 48, [section 2.2.8.2](#) 98)
  - [transaction manager](#) 138
- [Propagation Token packet](#) 66
- [Protocol extension objects - core transaction manager](#) 201
- Pull propagation ([section 2.2.8.2.1](#) 98, [section 2.2.9.1.2](#) 149)
  - [branching transaction](#) 472
  - [marshaling transaction](#) 469
  - overview ([section 1.3.5.1](#) 49, [section 4.2](#) 468)
  - [unmarshaling transaction](#) 470
- Push propagation ([section 2.2.8.2.2](#) 106, [section 2.2.9.1.1](#) 138)
  - [exporting transaction](#) 475
  - [importing transaction](#) 479
  - [obtaining whereabouts of receiver's transaction manager](#) 474
  - overview ([section 1.3.5.2](#) 50, [section 4.3](#) 474)
  - [propagating transaction](#) 478

## R

- Recovery example
  - [completing recovery](#) 494
  - [initializing recovery](#) 491
  - [overview](#) 491
  - [reenlisting in in-doubt transactions](#) 491
- References
  - [informative](#) 33
  - [normative](#) 32
- [Registration - resource manager](#) 157
- [Relationship to other protocols](#) 52
- Resource manager
  - abstract data model ([section 3.1.1](#) 183, [section 3.5.1](#) 353, [section 3.6.1](#) 383)
  - [connection types](#) 157
  - example
    - [completing recovery](#) 494
    - [initializing recovery](#) 491
    - [overview](#) 491
    - [reenlisting in in-doubt transactions](#) 491
  - [facet - role](#) 46
  - higher-layer triggered events
    - [canceling enlistment as Phase Zero participant on specific transaction](#) 367
    - [enlisting as Phase Zero participant on specific transaction](#) 367
    - [enlisting on specific transaction](#) 367
    - [Enlistment Abort request completed](#) 368
    - [Enlistment Commit request completed](#) 369
    - [Enlistment Prepare request completed](#) 369
    - [Enlistment Single-Phase Commit request completed](#) 370

- overview ([section 3.1.5](#) 187, [section 3.5.4](#) 367, [section 3.6.4](#) 397)
- [Phase Zero request completed](#) 371
- [registering as voter on specific transaction](#) 371
- [registering with transaction manager](#) 372
- [Voter Vote request completed](#) 373
- initialization ([section 3.1.3](#) 185, [section 3.5.3](#) 366, [section 3.6.3](#) 397)
- local events
  - [Begin Commit](#) 408
  - [Begin In Doubt](#) 409
  - [Begin Phase One](#) 409
  - [Begin Phase Zero](#) 410
  - [Begin Rollback](#) 410
  - [Begin Voting](#) 411
  - [Connection Disconnected](#) 189
  - [Create Phase Zero Enlistment Failure](#) 412
  - [Create Phase Zero Enlistment Success](#) 412
  - [Create Resource Manager](#) 412
  - [Create Subordinate Enlistment Failure](#) 413
  - [Create Subordinate Enlistment Success](#) 414
  - [Create Voter Enlistment Failure](#) 414
  - [Create Voter Enlistment Success](#) 414
  - overview ([section 3.1.8](#) 188, [section 3.5.7](#) 381, [section 3.6.7](#) 408)
  - [Phase Zero Aborted](#) 415
  - [Recover Transaction](#) 381
  - [Recover Transactions](#) 382
  - [Reenlist Complete](#) 415
  - [Reenlistment Complete](#) 382
  - [Resource Manager Down](#) 415
  - [Transaction Manager Down](#) 382
- message processing
  - resource manager registration ([section 3.5.5.1](#) 374, [section 3.6.5.1](#) 397)
  - transaction coordination ([section 3.5.5.2](#) 375, [section 3.6.5.2](#) 399)
  - transaction recovery ([section 3.5.5.3](#) 378, [section 3.6.5.3](#) 405)
  - voting ([section 3.5.5.4](#) 379, [section 3.6.5.4](#) 406)
- [overview](#) 183
- [recovery](#) 47
- [registration](#) 157
- [role](#) 43
- sequencing rules
  - resource manager registration ([section 3.5.5.1](#) 374, [section 3.6.5.1](#) 397)
  - transaction coordination ([section 3.5.5.2](#) 375, [section 3.6.5.2](#) 399)
  - transaction recovery ([section 3.5.5.3](#) 378, [section 3.6.5.3](#) 405)
  - voting ([section 3.5.5.4](#) 379, [section 3.6.5.4](#) 406)
- timer events ([section 3.1.7](#) 188, [section 3.5.6](#) 381, [section 3.6.6](#) 408)
- timers ([section 3.1.2](#) 185, [section 3.5.2](#) 366, [section 3.6.2](#) 396)
- [transaction coordination](#) 161
- [versioning](#) 186
- [voting](#) 177

Resource manager recovery scenario  
[completing recovery](#) 494  
[initializing recovery](#) 491  
[overview](#) 491  
[reenlisting in in-doubt transactions](#) 491  
[Roles - transaction](#) 41

## S

[SDtcCmEndpointInfoV1 packet](#) 68  
[SDtcCmEndpointInfoV2 packet](#) 68  
Security  
[computing levels](#) 57  
[implementer considerations](#) 495  
[parameter index](#) 496  
Sequencing rules  
[application](#) 338  
    transaction administration ([section 3.3.5.3](#) 285, [section 3.4.5.3](#) 333)  
    transaction initiation and completion ([section 3.3.5.1](#) 272, [section 3.4.5.1](#) 318)  
    [transaction manager administration](#) 290  
    transaction propagation ([section 3.3.5.2](#) 277, [section 3.4.5.2](#) 323)  
    [common](#) 187  
    [core transaction manager](#) 205  
    resource manager  
        registration ([section 3.5.5.1](#) 374, [section 3.6.5.1](#) 397)  
        transaction coordination ([section 3.5.5.2](#) 375, [section 3.6.5.2](#) 399)  
        transaction recovery ([section 3.5.5.3](#) 378, [section 3.6.5.3](#) 405)  
        voting ([section 3.5.5.4](#) 379, [section 3.6.5.4](#) 406)  
    subordinate transaction manager  
        [transaction propagation and coordination](#) 451  
        [transaction recovery](#) 457  
    superior transaction manager  
        [transaction propagation and coordination](#) 427  
        [transaction recovery](#) 434  
    transaction manager  
        [administration](#) 338  
        [resource manager registration](#) 397  
        [transaction administration](#) 333  
        [transaction coordination](#) 399  
        [transaction initiation and completion](#) 318  
        [transaction propagation](#) 323  
        [transaction recovery](#) 405  
        [voting](#) 406  
[Sessions](#) 56  
[SExtendedEndpointInfo packet](#) 70  
Simple enlistment scenario  
[enlisting in existing transaction](#) 482  
[overview](#) 481  
[registering with transaction manager as resource manager](#) 481  
[responding to enlistment notifications](#) 484  
Simple transaction scenario  
[beginning transaction](#) 466  
[completing transaction](#) 468  
[overview](#) 466

[Single-phase commit](#) 40  
[SOleTxInfoForTip packet](#) 69  
[Standards assignments](#) 55  
[STmToTmProtocol packet](#) 70  
Structures  
    [common](#) 61  
    [transaction propagation](#) 63  
[STxInfo packet](#) 71  
Subordinate transaction manager  
    abstract data model ([section 3.1.1](#) 183, [section 3.8.1](#) 441)  
    [facet - role](#) 46  
    higher-layer triggered events ([section 3.1.5](#) 187, [section 3.8.4](#) 451)  
    initialization ([section 3.1.3](#) 185, [section 3.8.3](#) 450)  
    local events  
        [Branch Transaction](#) 460  
        [Cancel Check Abort](#) 461  
        [Commit Complete](#) 461  
        [Connection Disconnected](#) 189  
        [Create Superior Enlistment Failure](#) 462  
        [Create Superior Enlistment Success](#) 461  
        overview ([section 3.1.8](#) 188, [section 3.8.7](#) 460)  
        [Phase One Complete](#) 462  
        [Phase Zero Complete](#) 462  
        [Recover In Doubt Transaction](#) 464  
        [Register Phase Zero](#) 464  
        [Rollback Complete](#) 465  
        [Unilaterally Aborted](#) 465  
    message processing  
        [transaction propagation and coordination](#) 451  
        [transaction recovery](#) 457  
    [overview](#) 183  
    sequencing rules  
        [transaction propagation and coordination](#) 451  
        [transaction recovery](#) 457  
    timer events ([section 3.1.7](#) 188, [section 3.8.6](#) 460)  
    timers ([section 3.1.2](#) 185, [section 3.8.2](#) 450)  
    [versioning](#) 186  
[Subordinate-driven transaction recovery](#) 153  
Superior transaction manager  
    abstract data model ([section 3.1.1](#) 183, [section 3.7.1](#) 416)  
    [facet - role](#) 46  
    higher-layer triggered events ([section 3.1.5](#) 187, [section 3.7.4](#) 426)  
    initialization ([section 3.1.3](#) 185, [section 3.7.3](#) 426)  
    local events  
        [Begin Commit](#) 436  
        [Begin Phase One](#) 437  
        [Begin Phase Zero](#) 438  
        [Begin Rollback](#) 438  
        [Connection Disconnected](#) 189  
        [Create Phase Zero Enlistment Failure](#) 438  
        [Create Phase Zero Enlistment Success](#) 439  
        [Create Subordinate Enlistment Failure](#) 439  
        [Create Subordinate Enlistment Success](#) 440  
        overview ([section 3.1.8](#) 188, [section 3.7.7](#) 436)

- [Phase Zero Aborted](#) 440
- [Propagate Transaction](#) 440
- message processing
  - [transaction propagation and coordination](#) 427
  - [transaction recovery](#) 434
- [overview](#) 183
- sequencing rules
  - [transaction propagation and coordination](#) 427
  - [transaction recovery](#) 434
- timer events ([section 3.1.7](#) 188, [section 3.7.6](#) 436)
- timers ([section 3.1.2](#) 185, [section 3.7.2](#) 426)
- [versioning](#) 186
- [Superior-driven transaction recovery](#) 155
- [Supporting protocol version](#) 186
- [SWhereabouts packet](#) 72
- [Syntax - message](#) 58

## T

- Timer events
  - application ([section 3.1.7](#) 188, [section 3.3.6](#) 290, [section 3.4.6](#) 340)
  - core transaction manager ([section 3.1.7](#) 188, [section 3.2.6](#) 205)
  - resource manager ([section 3.1.7](#) 188, [section 3.5.6](#) 381, [section 3.6.6](#) 408)
  - subordinate transaction manager ([section 3.1.7](#) 188, [section 3.8.6](#) 460)
  - superior transaction manager ([section 3.1.7](#) 188, [section 3.7.6](#) 436)
  - transaction manager ([section 3.1.7](#) 188, [section 3.4.6](#) 340, [section 3.6.6](#) 408)
- Timers
  - application ([section 3.1.2](#) 185, [section 3.3.2](#) 256, [section 3.4.2](#) 317)
  - core transaction manager ([section 3.1.2](#) 185, [section 3.2.2](#) 201)
  - resource manager ([section 3.1.2](#) 185, [section 3.5.2](#) 366, [section 3.6.2](#) 396)
  - subordinate transaction manager ([section 3.1.2](#) 185, [section 3.8.2](#) 450)
  - superior transaction manager ([section 3.1.2](#) 185, [section 3.7.2](#) 426)
  - transaction manager ([section 3.1.2](#) 185, [section 3.4.2](#) 317, [section 3.6.2](#) 396)
- [TM PROTOCOL enumeration](#) 75
- [Tracking changes](#) 502
- Transaction
  - [administration - connection types](#) 124
  - [completion](#) 84
  - [constants](#) 80
  - [enumerations](#) 73
  - [initiation](#) 84
  - [lifetime](#) 34
  - [logging - core transaction manager](#) 193
  - [manager administration](#) 136
  - marshaling - example
    - [branching transaction](#) 472
    - [exporting transaction](#) 475
    - [importing transaction](#) 479
    - [marshaling transaction](#) 469

- [obtaining whereabouts of receiver's transaction manager](#) 474
- overview ([section 4.2](#) 468, [section 4.3](#) 474)
- [propagating transaction](#) 478
- [unmarshaling transaction](#) 470
- propagation
  - [connection types](#) 98
  - [overview](#) 48
  - [structures](#) 63
- [recovery](#) 46
- [roles](#) 41
- simple - example
  - [beginning transaction](#) 466
  - [completing transaction](#) 468
  - [overview](#) 466
- states - core transaction manager
  - [Aborting](#) 199
  - [Active](#) 197
  - [Committing](#) 199
  - [Ended](#) 200
  - [Failed To Notify](#) 200
  - [Idle](#) 196
  - [In Doubt](#) 200
  - [Phase One](#) 199
  - [Phase One Complete](#) 199
  - [Phase Zero](#) 197
  - [Phase Zero Complete](#) 198
  - [Single Phase Commit](#) 199
  - [Voting](#) 198
  - [Voting Complete](#) 198
- Transaction manager
  - abstract data model ([section 3.1.1](#) 183, [section 3.4.1](#) 290, [section 3.6.1](#) 383)
  - [connection types](#) 138
  - higher-layer triggered events ([section 3.1.5](#) 187, [section 3.4.4](#) 318, [section 3.6.4](#) 397)
  - initialization ([section 3.1.3](#) 185, [section 3.4.3](#) 317, [section 3.6.3](#) 397)
  - local events
    - [Associate Transaction Failure](#) 340
    - [Associate Transaction Success](#) 341
    - Begin Commit ([section 3.4.7.3](#) 342, [section 3.6.7.1](#) 408)
    - Begin In Doubt ([section 3.4.7.4](#) 342, [section 3.6.7.2](#) 409)
    - [Begin Phase One](#) 409
    - [Begin Phase Zero](#) 410
    - Begin Rollback ([section 3.4.7.5](#) 342, [section 3.6.7.5](#) 410)
    - Begin Voting ([section 3.4.7.6](#) 343, [section 3.6.7.6](#) 411)
    - [Connection Disconnected](#) 189
    - [Create Phase Zero Enlistment Failure](#) 412
    - [Create Phase Zero Enlistment Success](#) 412
    - [Create Resource Manager](#) 412
    - [Create Subordinate Enlistment Failure](#) 413
    - [Create Subordinate Enlistment Success](#) 414
    - [Create Transaction Failure](#) 343
    - [Create Transaction Success](#) 344
    - Create Voter Enlistment Failure ([section 3.4.7.9](#) 345, [section 3.6.7.12](#) 414)

- Create Voter Enlistment Success ([section 3.4.7.10](#) 345, [section 3.6.7.13](#) 414)
- [Export Transaction Failure](#) 346
- [Export Transaction Success](#) 347
- overview ([section 3.1.8](#) 188, [section 3.4.7](#) 340, [section 3.6.7](#) 408)
- [Phase One Complete](#) 347
- [Phase Zero Aborted](#) 415
- [Phase Zero Complete](#) 349
- [Reenlist Complete](#) 415
- [Register Phase Zero](#) 349
- [Resolve Transaction Complete](#) 349
- [Resource Manager Down](#) 415
- [Rollback Complete](#) 351
- [Set Transaction Attributes Failure](#) 351
- [Set Transaction Attributes Success](#) 352
- [Set Transaction Timeout Failure](#) 352
- [Set Transaction Timeout Success](#) 352
- [Unilaterally Aborted](#) 353
- message processing
  - [resource manager registration](#) 397
  - [transaction administration](#) 333
  - [transaction coordination](#) 399
  - [transaction initiation and completion](#) 318
  - [transaction propagation](#) 323
  - [transaction recovery](#) 405
  - [voting](#) 406
- [overview](#) 183
- [propagation - connection types](#) 138
- [recovery](#) 48
- [role](#) 43
- sequencing rules
  - [resource manager registration](#) 397
  - [transaction administration](#) 333
  - [transaction coordination](#) 399
  - [transaction initiation and completion](#) 318
  - [transaction propagation](#) 323
  - [transaction recovery](#) 405
  - [voting](#) 406
- timer events ([section 3.1.7](#) 188, [section 3.4.6](#) 340, [section 3.6.6](#) 408)
- timers ([section 3.1.2](#) 185, [section 3.4.2](#) 317, [section 3.6.2](#) 396)
- two-phase commit example
  - [overview](#) 486
  - [Phase One](#) 486
  - [Phase Two](#) 489
  - [versioning](#) 186
- Transaction manager - core
  - abstract data model ([section 3.1.1](#) 183, [section 3.2.1](#) 190)
  - higher-layer triggered events ([section 3.1.5](#) 187, [section 3.2.4](#) 205)
  - initialization
    - [durable log](#) 204
    - overview ([section 3.1.3](#) 185, [section 3.2.3](#) 202)
    - transaction
      - [object initialization](#) 204
      - [recovery](#) 204
  - local events
    - [Associate Transaction](#) 206
    - [Begin Commit](#) 206
    - [Begin In Doubt](#) 207
    - [Begin Phase One](#) 207
    - [Begin Phase Zero](#) 208
    - [Begin Rollback](#) 208
    - [Begin Voting](#) 209
    - [Branch Transaction Failure](#) 209
    - [Branch Transaction Success](#) 210
    - [Connection Disconnected](#) 189
    - [Create Phase Zero Enlistment](#) 210
    - [Create Subordinate Enlistment](#) 211
    - [Create Superior Enlistment](#) 212
    - [Create Transaction](#) 212
    - [Create Voter Enlistment](#) 214
    - [Enlistment Commit Complete](#) 214
    - [Enlistment Phase One Complete](#) 214
    - [Enlistment Phase Zero Complete](#) 216
    - [Enlistment Rollback Complete](#) 217
    - [Enlistment Unilaterally Aborted](#) 218
    - [Enlistment Vote Complete](#) 219
    - [Export Transaction](#) 220
    - [Forget Transaction](#) 221
    - [Notify Aborted](#) 221
    - [Notify Recovered Transaction Committed](#) 222
    - overview ([section 3.1.8](#) 188, [section 3.2.7](#) 206)
    - [Phase One Completed](#) 222
    - [Propagate Transaction Failure](#) 223
    - [Propagate Transaction Success](#) 224
    - [Register Phase Zero Failure](#) 224
    - [Register Phase Zero Success](#) 225
    - [Request Transaction Outcome](#) 227
    - [Resolve Transaction](#) 225
    - [Set Transaction Attributes](#) 226
    - [Set Transaction Timeout](#) 227
    - [Unenlist Phase Zero Enlistment](#) 228
    - [Voting Complete](#) 228
  - message processing 205
  - [overview](#) 183
  - [sequencing rules](#) 205
  - timer events ([section 3.1.7](#) 188, [section 3.2.6](#) 205)
  - timers ([section 3.1.2](#) 185, [section 3.2.2](#) 201)
  - [versioning](#) 186
  - Transaction manager - subordinate
    - abstract data model ([section 3.1.1](#) 183, [section 3.8.1](#) 441)
    - higher-layer triggered events ([section 3.1.5](#) 187, [section 3.8.4](#) 451)
    - initialization ([section 3.1.3](#) 185, [section 3.8.3](#) 450)
    - local events
      - [Branch Transaction](#) 460
      - [Cancel Check Abort](#) 461
      - [Commit Complete](#) 461
      - [Connection Disconnected](#) 189
      - [Create Superior Enlistment Failure](#) 462
      - [Create Superior Enlistment Success](#) 461
      - overview ([section 3.1.8](#) 188, [section 3.8.7](#) 460)
      - [Phase One Complete](#) 462
      - [Phase Zero Complete](#) 462
      - [Recover In Doubt Transaction](#) 464

- [Register Phase Zero](#) 464
- [Rollback Complete](#) 465
- [Unilaterally Aborted](#) 465
- message processing
  - [transaction propagation and coordination](#) 451
  - [transaction recovery](#) 457
- [overview](#) 183
- sequencing rules
  - [transaction propagation and coordination](#) 451
  - [transaction recovery](#) 457
- timer events ([section 3.1.7](#) 188, [section 3.8.6](#) 460)
- timers ([section 3.1.2](#) 185, [section 3.8.2](#) 450)
- [versioning](#) 186
- Transaction manager - superior
  - abstract data model ([section 3.1.1](#) 183, [section 3.7.1](#) 416)
  - higher-layer triggered events ([section 3.1.5](#) 187, [section 3.7.4](#) 426)
  - initialization ([section 3.1.3](#) 185, [section 3.7.3](#) 426)
  - local events
    - [Begin Commit](#) 436
    - [Begin Phase One](#) 437
    - [Begin Phase Zero](#) 438
    - [Begin Rollback](#) 438
    - [Connection Disconnected](#) 189
    - [Create Phase Zero Enlistment Failure](#) 438
    - [Create Phase Zero Enlistment Success](#) 439
    - [Create Subordinate Enlistment Failure](#) 439
    - [Create Subordinate Enlistment Success](#) 440
    - overview ([section 3.1.8](#) 188, [section 3.7.7](#) 436)
    - [Phase Zero Aborted](#) 440
    - [Propagate Transaction](#) 440
  - message processing
    - [transaction propagation and coordination](#) 427
    - [transaction recovery](#) 434
  - [overview](#) 183
  - sequencing rules
    - [transaction propagation and coordination](#) 427
    - [transaction recovery](#) 434
  - timer events ([section 3.1.7](#) 188, [section 3.7.6](#) 436)
  - timers ([section 3.1.2](#) 185, [section 3.7.2](#) 426)
  - [versioning](#) 186
- [Transaction manager administration](#) 136
- Transaction recovery
  - [connection types](#) 153
  - [resource manager - connection types](#) 174
- [Transaction timeout timer](#) 201
- [Transaction time-out timer](#) 205
- [Transport](#) 56
- Triggered events - higher-layer application
  - [beginning transaction](#) 257
  - [changing transaction time-out](#) 259
  - [creating export connection](#) 261
  - [generating trace records for transaction](#) 262
  - [importing transaction](#) 263
  - [importing transaction with additional transaction attributes](#) 264
  - [initiating transaction commit](#) 265
  - [initiating transaction rollback](#) 266
  - [obtaining extended whereabouts](#) 268
  - [obtaining security configuration of transaction manager](#) 268
  - overview ([section 3.1.5](#) 187, [section 3.3.4](#) 257, [section 3.4.4](#) 318)
  - [pulling transaction](#) 269
  - [pushing transaction](#) 270
  - [resolving transaction](#) 271
- core transaction manager ([section 3.1.5](#) 187, [section 3.2.4](#) 205)
- resource manager
  - [canceling enlistment as Phase Zero participant on specific transaction](#) 367
  - [enlisting as Phase Zero participant on specific transaction](#) 367
  - [enlisting on specific transaction](#) 367
  - [Enlistment Abort request completed](#) 368
  - [Enlistment Commit request completed](#) 369
  - [Enlistment Prepare request completed](#) 369
  - [Enlistment Single-Phase Commit request completed](#) 370
  - overview ([section 3.1.5](#) 187, [section 3.5.4](#) 367, [section 3.6.4](#) 397)
  - [Phase Zero request completed](#) 371
  - [registering as voter on specific transaction](#) 371
  - [registering with transaction manager](#) 372
  - [Voter Vote request completed](#) 373
- subordinate transaction manager ([section 3.1.5](#) 187, [section 3.8.4](#) 451)
- superior transaction manager ([section 3.1.5](#) 187, [section 3.7.4](#) 426)
- transaction manager ([section 3.1.5](#) 187, [section 3.4.4](#) 318, [section 3.6.4](#) 397)
- [TRUN\\_TXBEGIN\\_ERRORS enumeration](#) 77
- [TRUN\\_TXIMPORT\\_ERRORS enumeration](#) 78
- Two-phase commit example
  - [overview](#) 486
  - [Phase One](#) 486
  - [Phase Two](#) 489
- [TXUSER\\_ASSOCIATE\\_MTAG\\_ASSOCIATE packet](#) 98
- [TXUSER\\_ASSOCIATE\\_MTAG\\_ASSOCIATED packet](#) 100
- [TXUSER\\_ASSOCIATE\\_MTAG\\_COMM\\_FAILED packet](#) 100
- [TXUSER\\_ASSOCIATE\\_MTAG\\_CREATE\\_BAD\\_TMADDR packet](#) 101
- [TXUSER\\_ASSOCIATE\\_MTAG\\_LOG\\_FULL\\_LOCAL packet](#) 102
- [TXUSER\\_ASSOCIATE\\_MTAG\\_LOG\\_FULL\\_REMOTE packet](#) 102
- [TXUSER\\_ASSOCIATE\\_MTAG\\_NO\\_MEM\\_LOCAL packet](#) 103
- [TXUSER\\_ASSOCIATE\\_MTAG\\_NO\\_MEM\\_REMOTE packet](#) 103
- [TXUSER\\_ASSOCIATE\\_MTAG\\_TOO\\_LATE packet](#) 104
- [TXUSER\\_ASSOCIATE\\_MTAG\\_TOO\\_MANY\\_LOCAL packet](#) 104
- [TXUSER\\_ASSOCIATE\\_MTAG\\_TOO\\_MANY\\_REMOTE packet](#) 105

[TXUSER ASSOCIATE MTAG TX NOT FOUND packet 105](#)  
[TXUSER BEGIN2 MTAG ABORT packet 90](#)  
[TXUSER BEGIN2 MTAG BEGIN packet 91](#)  
[TXUSER BEGIN2 MTAG COMMIT packet 92](#)  
[TXUSER BEGIN2 MTAG SINK BEGUN packet 93](#)  
[TXUSER BEGIN2 MTAG SINK ERROR packet 93](#)  
[TXUSER BEGINNER MTAG ABORT packet 84](#)  
[TXUSER BEGINNER MTAG BEGIN packet 85](#)  
[TXUSER BEGINNER MTAG BEGIN LOG FULL packet 86](#)  
[TXUSER BEGINNER MTAG BEGIN NO MEM packet 87](#)  
[TXUSER BEGINNER MTAG BEGUN packet 87](#)  
[TXUSER BEGINNER MTAG COMMIT packet 88](#)  
[TXUSER BEGINNER MTAG COMMIT INDOUBT packet 89](#)  
[TXUSER BEGINNER MTAG COMMIT TOO LATE packet 89](#)  
[TXUSER BEGINNER MTAG PROMOTE packet 97](#)  
[TXUSER BEGINNER MTAG REQUEST COMPLETED packet 90](#)  
[TXUSER ENLISTMENT MTAG ABORTREQ packet 166](#)  
[TXUSER ENLISTMENT MTAG ABORTREQDONE packet 167](#)  
[TXUSER ENLISTMENT MTAG COMMITREQ packet 167](#)  
[TXUSER ENLISTMENT MTAG COMMITREQDONE packet 168](#)  
[TXUSER ENLISTMENT MTAG ENLIST packet 168](#)  
[TXUSER ENLISTMENT MTAG ENLIST LOG FULL packet 169](#)  
[TXUSER ENLISTMENT MTAG ENLIST TOO LATE packet 170](#)  
[TXUSER ENLISTMENT MTAG ENLIST TOO MANY packet 171](#)  
[TXUSER ENLISTMENT MTAG ENLIST TX NOT FOUND packet 171](#)  
[TXUSER ENLISTMENT MTAG ENLISTED packet 172](#)  
[TXUSER ENLISTMENT MTAG PREPAREREQ packet 172](#)  
[TXUSER ENLISTMENT MTAG PREPAREREQDONE packet 173](#)  
[TXUSER ENLISTMENT PREPAREREQDONE RESPONSE enumeration 76](#)  
[TXUSER EXPORT MTAG CREATE packet 108](#)  
[TXUSER EXPORT MTAG CREATE BAD TMADDR packet 110](#)  
[TXUSER EXPORT MTAG CREATE NET TX DISABLED packet 110](#)  
[TXUSER EXPORT MTAG CREATE2 packet 109](#)  
[TXUSER EXPORT MTAG CREATED packet 111](#)  
[TXUSER EXPORT MTAG EXPORT packet 111](#)  
[TXUSER EXPORT MTAG EXPORT COMM FAILED packet 116](#)  
[TXUSER EXPORT MTAG EXPORT LOG FULL packet 112](#)  
[TXUSER EXPORT MTAG EXPORT NO MEM packet 113](#)

[TXUSER EXPORT MTAG EXPORT TOO LATE packet 113](#)  
[TXUSER EXPORT MTAG EXPORT TOO MANY packet 114](#)  
[TXUSER EXPORT MTAG EXPORT TX NOT FOUND packet 114](#)  
[TXUSER EXPORT MTAG EXPORTED packet 115](#)  
[TXUSER EXTENDEDWHEREABOUTS MTAG GET packet 106](#)  
[TXUSER EXTENDEDWHEREABOUTS MTAG GOT packet 107](#)  
[TXUSER EXTENDEDWHEREABOUTS MTAG NOMEM packet 107](#)  
[TXUSER GETSECURITYFLAGS MTAG FETCHED packet 137](#)  
[TXUSER GETSECURITYFLAGS MTAG GETSECURITYFLAGS packet 137](#)  
[TXUSER GETTXDETAILS MTAG GET packet 125](#)  
[TXUSER GETTXDETAILS MTAG GOTIT packet 125](#)  
[TXUSER GETTXDETAILS MTAG TX NOT FOUND packet 127](#)  
[TXUSER IMPORT MTAG ABORT packet 116](#)  
[TXUSER IMPORT MTAG ABORT TOO LATE packet 117](#)  
[TXUSER IMPORT MTAG IMPORT packet 118](#)  
[TXUSER IMPORT MTAG IMPORT TX NOT FOUND packet 119](#)  
[TXUSER IMPORT MTAG IMPORTED packet 119](#)  
[TXUSER IMPORT MTAG REQUEST COMPLETED packet 120](#)  
[TXUSER IMPORT2 MTAG ABORT packet 120](#)  
[TXUSER IMPORT2 MTAG IMPORT packet 121](#)  
[TXUSER IMPORT2 MTAG IMPORT WITH SET packet 122](#)  
[TXUSER IMPORT2 MTAG SINK ERROR packet 123](#)  
[TXUSER IMPORT2 MTAG SINK IMPORTED packet 124](#)  
[TXUSER PHASE0 MTAG CREATE packet 161](#)  
[TXUSER PHASE0 MTAG CREATE TOO LATE packet 162](#)  
[TXUSER PHASE0 MTAG CREATE TX NOT FOUND packet 163](#)  
[TXUSER PHASE0 MTAG CREATED packet 163](#)  
[TXUSER PHASE0 MTAG PHASE0REQ packet 164](#)  
[TXUSER PHASE0 MTAG PHASE0REQ ABORT packet 164](#)  
[TXUSER PHASE0 MTAG PHASE0REQDONE packet 165](#)  
[TXUSER PHASE0 MTAG UNENLIST packet 165](#)  
[TXUSER REENLIST MTAG REENLIST packet 174](#)  
[TXUSER REENLIST MTAG REENLIST ABORTED packet 175](#)  
[TXUSER REENLIST MTAG REENLIST COMMITTED packet 176](#)  
[TXUSER REENLIST MTAG REENLIST TIMEOUT packet 176](#)  
[TXUSER RESOLVE MTAG ACCESSDENIED packet 128](#)  
[TXUSER RESOLVE MTAG CHILD ABORT packet 128](#)

[TXUSER\\_RESOLVE\\_MTAG\\_CHILD\\_COMMIT\\_packet](#) 129  
[TXUSER\\_RESOLVE\\_MTAG\\_CHILD\\_NOT\\_PREPARED\\_packet](#) 130  
[TXUSER\\_RESOLVE\\_MTAG\\_FORGET\\_COMMITTED\\_packet](#) 130  
[TXUSER\\_RESOLVE\\_MTAG\\_FORGET\\_TX\\_NOT\\_COMMITTED\\_packet](#) 131  
[TXUSER\\_RESOLVE\\_MTAG\\_NOT\\_CHILD\\_packet](#) 132  
[TXUSER\\_RESOLVE\\_MTAG\\_REQUEST\\_COMPLETE\\_packet](#) 131  
[TXUSER\\_RESOLVE\\_MTAG\\_TX\\_NOT\\_FOUND\\_packet](#) 132  
[TXUSER\\_RESOURCEMANAGER\\_MTAG\\_CREATE\\_packet](#) 158  
[TXUSER\\_RESOURCEMANAGER\\_MTAG\\_DUPLICATE\\_packet](#) 159  
[TXUSER\\_RESOURCEMANAGER\\_MTAG\\_REENLISTMENTCOMPLETE\\_packet](#) 159  
[TXUSER\\_RESOURCEMANAGER\\_MTAG\\_REQUEST\\_COMPLETE\\_packet](#) 160  
[TXUSER\\_RESOURCEMANAGERINTERNAL\\_MTAG\\_DUPLICATEDETECTED\\_packet](#) 161  
[TXUSER\\_SETTXXTIMEOUT\\_MTAG\\_REQUEST\\_COMPLETE\\_packet](#) 94  
[TXUSER\\_SETTXXTIMEOUT\\_MTAG\\_SETTXXTIMEOUT\\_packet](#) 95  
[TXUSER\\_SETTXXTIMEOUT\\_MTAG\\_TOO\\_LATE\\_packet](#) 96  
[TXUSER\\_SETTXXTIMEOUT\\_MTAG\\_TX\\_NOT\\_FOUND\\_packet](#) 133  
[TXUSER\\_STATUS\\_MTAG\\_ABORTED\\_packet](#) 177  
[TXUSER\\_STATUS\\_MTAG\\_COMMITTED\\_packet](#) 177  
[TXUSER\\_STATUS\\_MTAG\\_INDOUBT\\_packet](#) 178  
[TXUSER\\_TRACE\\_MTAG\\_DUMP\\_TRANSACTION\\_packet](#) 134  
[TXUSER\\_TRACE\\_MTAG\\_REQUEST\\_COMPLETE\\_packet](#) 135  
[TXUSER\\_TRACE\\_MTAG\\_REQUEST\\_FAILED\\_packet](#) 135  
[TXUSER\\_TRACE\\_MTAG\\_TX\\_NOT\\_FOUND\\_packet](#) 136  
[TXUSER\\_VOTER\\_MTAG\\_CREATE\\_packet](#) 178  
[TXUSER\\_VOTER\\_MTAG\\_CREATE\\_TOO\\_LATE\\_packet](#) 179  
[TXUSER\\_VOTER\\_MTAG\\_CREATE\\_TX\\_NOT\\_FOUND\\_packet](#) 180  
[TXUSER\\_VOTER\\_MTAG\\_CREATED\\_packet](#) 180  
[TXUSER\\_VOTER\\_MTAG\\_VOTEREQ\\_packet](#) 181  
[TXUSER\\_VOTER\\_MTAG\\_VOTEREQDONE\\_packet](#) 181  
[TXUSER\\_VOTER\\_VOTEREQDONE\\_RESPONSE\\_enumeration](#) 77

## U

[Unilateral abort](#) 40  
[Using negotiated protocol version](#) 187

## V

[Vendor-extensible fields](#) 55  
[Version values - computing](#) 57

Versioning ([section 1.7](#) 53, [section 2.2.1](#) 58)  
[Versioning - core transaction manager](#) 192  
 Versioning mechanisms  
   [overview](#) 53  
   [structures with fields containing version numbers](#) 61  
   [structures with format-specifying field](#) 61  
 version numbers  
   [overview](#) 58  
   [version-specific aspects of connection types relevant to applications](#) 58  
   [version-specific aspects of connection types relevant to resource managers](#) 60  
   [version-specific aspects of connection types relevant to transaction managers](#) 60  
[Versioning negotiation mechanisms](#) 54  
[Voting - resource manager](#) 177