

[MS-FRS2]: Distributed File System Replication Protocol Specification

Intellectual Property Rights Notice for Open Specifications Documentation

- **Technical Documentation.** Microsoft publishes Open Specifications documentation for protocols, file formats, languages, standards as well as overviews of the interaction among each of these technologies.
- **Copyrights.** This documentation is covered by Microsoft copyrights. Regardless of any other terms that are contained in the terms of use for the Microsoft website that hosts this documentation, you may make copies of it in order to develop implementations of the technologies described in the Open Specifications and may distribute portions of it in your implementations using these technologies or your documentation as necessary to properly document the implementation. You may also distribute in your implementation, with or without modification, any schema, IDL's, or code samples that are included in the documentation. This permission also applies to any documents that are referenced in the Open Specifications.
- **No Trade Secrets.** Microsoft does not claim any trade secret rights in this documentation.
- **Patents.** Microsoft has patents that may cover your implementations of the technologies described in the Open Specifications. Neither this notice nor Microsoft's delivery of the documentation grants any licenses under those or any other Microsoft patents. However, a given Open Specification may be covered by Microsoft [Open Specification Promise](#) or the [Community Promise](#). If you would prefer a written license, or if the technologies described in the Open Specifications are not covered by the Open Specifications Promise or Community Promise, as applicable, patent licenses are available by contacting iplg@microsoft.com.
- **Trademarks.** The names of companies and products contained in this documentation may be covered by trademarks or similar intellectual property rights. This notice does not grant any licenses under those rights.
- **Fictitious Names.** The example companies, organizations, products, domain names, e-mail addresses, logos, people, places, and events depicted in this documentation are fictitious. No association with any real company, organization, product, domain name, email address, logo, person, place, or event is intended or should be inferred.

Reservation of Rights. All other rights are reserved, and this notice does not grant any rights other than specifically described above, whether by implication, estoppel, or otherwise.

Tools. The Open Specifications do not require the use of Microsoft programming tools or programming environments in order for you to develop an implementation. If you have access to Microsoft programming tools and environments you are free to take advantage of them. Certain Open Specifications are intended for use in conjunction with publicly available standard specifications and network programming art, and assumes that the reader either is familiar with the aforementioned material or has immediate access to it.

Revision Summary

Date	Revision History	Revision Class	Comments
03/14/2007	1.0		Version 1.0 release
04/10/2007	1.1		Version 1.1 release
05/18/2007	1.2		Version 1.2 release
06/08/2007	1.2.1	Editorial	Revised and edited the technical content.
07/10/2007	1.2.2	Editorial	Revised and edited the technical content.
08/17/2007	1.2.3	Editorial	Revised and edited the technical content.
09/21/2007	1.2.4	Editorial	Revised and edited the technical content.
10/26/2007	1.3	Minor	Updated to use data types in MS-DTYP.
01/25/2008	1.3.1	Editorial	Revised and edited the technical content.
03/14/2008	2.0	Major	Updated and revised the technical content.
06/20/2008	3.0	Major	Updated and revised the technical content.
07/25/2008	3.0.1	Editorial	Revised and edited the technical content.
08/29/2008	4.0	Major	Updated and revised the technical content.
10/24/2008	5.0	Major	Updated and revised the technical content.
12/05/2008	6.0	Major	Updated and revised the technical content.
01/16/2009	7.0	Major	Updated and revised the technical content.
02/27/2009	8.0	Major	Updated and revised the technical content.
04/10/2009	9.0	Major	Updated and revised the technical content.
05/22/2009	10.0	Major	Updated and revised the technical content.
07/02/2009	10.1	Minor	Updated the technical content.
08/14/2009	10.1.1	Editorial	Revised and edited the technical content.
09/25/2009	10.2	Minor	Updated the technical content.
11/06/2009	10.2.1	Editorial	Revised and edited the technical content.
12/18/2009	10.2.2	Editorial	Revised and edited the technical content.
01/29/2010	11.0	Major	Updated and revised the technical content.
03/12/2010	12.0	Major	Updated and revised the technical content.

Date	Revision History	Revision Class	Comments
04/23/2010	13.0	Major	Updated and revised the technical content.
06/04/2010	13.0.1	Editorial	Revised and edited the technical content.
07/16/2010	13.0.1	No change	No changes to the meaning, language, or formatting of the technical content.
08/27/2010	14.0	Major	Significantly changed the technical content.
10/08/2010	15.0	Major	Significantly changed the technical content.
11/19/2010	16.0	Major	Significantly changed the technical content.
01/07/2011	16.0	No change	No changes to the meaning, language, or formatting of the technical content.
02/11/2011	16.0	No change	No changes to the meaning, language, or formatting of the technical content.
03/25/2011	16.0	No change	No changes to the meaning, language, or formatting of the technical content.
05/06/2011	16.0	No change	No changes to the meaning, language, or formatting of the technical content.
06/17/2011	16.1	Minor	Clarified the meaning of the technical content.

Contents

1	Introduction	8
1.1	Glossary	8
1.2	References.....	9
1.2.1	Normative References.....	10
1.2.2	Informative References	10
1.3	Overview	10
1.4	Relationship to Other Protocols.....	14
1.5	Prerequisites/Preconditions	14
1.6	Applicability Statement.....	14
1.7	Versioning and Capability Negotiation.....	14
1.8	Vendor-Extensible Fields.....	15
1.9	Standards Assignments	15
2	Messages.....	16
2.1	Transport.....	16
2.1.1	Client Authentication Requirements	16
2.1.2	Server-Side Binding.....	17
2.2	Message Syntax	17
2.2.1	Common Data Types	17
2.2.1.1	Constants	17
2.2.1.1.1	FRS_COMMUNICATION_PROTOCOL_VERSION	17
2.2.1.1.2	CONFIG_RDC_VERSION	17
2.2.1.1.3	CONFIG_RDC_VERSION_COMPATIBLE	17
2.2.1.1.4	CONFIG_RDC_MAX_LEVELS.....	17
2.2.1.1.5	CONFIG_RDC_MAX_NEEDLENGTH	18
2.2.1.1.6	CONFIG_RDC_NEED_QUEUE_SIZE	18
2.2.1.1.7	CONFIG_RDC_HORIZONSIZE_MIN	18
2.2.1.1.8	CONFIG_RDC_HORIZONSIZE_MAX.....	18
2.2.1.1.9	CONFIG_RDC_HASHWINDOWSIZE_MIN.....	18
2.2.1.1.10	CONFIG_RDC_HASHWINDOWSIZE_MAX	18
2.2.1.1.11	CONFIG_RDC_SIMILARITY_DATASIZE	18
2.2.1.1.12	CONFIG_TRANSPORT_MAX_BUFFER_SIZE	18
2.2.1.1.13	CONFIG_FILEHASH_DATASIZE.....	19
2.2.1.1.14	FRS_UPDATE_FLAG_GHOSTED_HEADER	19
2.2.1.1.15	FRS_UPDATE_FLAG_DATA	19
2.2.1.1.16	TRUE	19
2.2.1.1.17	FALSE	19
2.2.1.1.18	FRS_UPDATE_FLAG_CLOCK_DECREMENTED	19
2.2.1.1.19	FRS_XPRESS_FILE_HEADER_SIZE.....	20
2.2.1.1.20	XPRESS_RDC_MIN_GET_DATA_BUFFER_SIZE.....	20
2.2.1.1.21	XPRESS_RDC_MIN_GET_DATA_BUFFER_SIZE_WITH_FILE_HEADER	20
2.2.1.1.22	XPRESS_RDC_MAX_NB_NEEDS_FOR_COMPRESSION.....	20
2.2.1.1.23	X_CONFIG_XPRESS_BLOCK_SIZE	20
2.2.1.2	Enumerations.....	20
2.2.1.2.1	TransportFlags.....	20
2.2.1.2.2	RDC_FILE_COMPRESSION_TYPES	21
2.2.1.2.3	RDC_CHUNKER_ALGORITHM	21
2.2.1.2.4	UPDATE_REQUEST_TYPE.....	21
2.2.1.2.5	UPDATE_STATUS	22
2.2.1.2.6	RECORDS_STATUS.....	22

2.2.1.2.7	VERSION_REQUEST_TYPE	22
2.2.1.2.8	VERSION_CHANGE_TYPE	23
2.2.1.2.9	FRS_REQUESTED_STAGING_POLICY	23
2.2.1.3	Simple Type Definitions	23
2.2.1.3.1	FRS_REPLICA_SET_ID	23
2.2.1.3.2	FRS_CONTENT_SET_ID	24
2.2.1.3.3	FRS_DATABASE_ID	24
2.2.1.3.4	FRS_MEMBER_ID	24
2.2.1.3.5	FRS_CONNECTION_ID	24
2.2.1.3.6	EPOQUE	24
2.2.1.3.7	BYTE_PIPE	25
2.2.1.4	Aggregate Definitions	25
2.2.1.4.1	FRS_VERSION_VECTOR	25
2.2.1.4.2	FRS_EPOQUE_VECTOR	25
2.2.1.4.3	FRS_ID_GVSN	26
2.2.1.4.4	FRS_UPDATE	26
2.2.1.4.5	FRS_UPDATE_CANCEL_DATA	27
2.2.1.4.6	FRS_RDC_SOURCE_NEED	28
2.2.1.4.7	FRS_RDC_PARAMETERS_FILTERMAX	29
2.2.1.4.8	FRS_RDC_PARAMETERS_FILTERPOINT	29
2.2.1.4.9	FRS_RDC_PARAMETERS_GENERIC	29
2.2.1.4.10	FRS_RDC_PARAMETERS	30
2.2.1.4.11	FRS_RDC_FILEINFO	30
2.2.1.4.12	FRS_ASYNC_VERSION_VECTOR_RESPONSE	31
2.2.1.4.13	FRS_ASYNC_RESPONSE_CONTEXT	32
2.2.1.4.14	PFRS_SERVER_CONTEXT	32
2.2.1.4.15	XPRESS Block	32
2.2.1.4.15.1	XPRESS Block Header	33
2.3	Directory Service Schema Elements	33
2.3.1	msDFSR-LocalSettings	35
2.3.2	msDFSR-Subscriber	35
2.3.3	msDFSR-Subscription	36
2.3.4	msDFSR-GlobalSettings	37
2.3.5	msDFSR-ReplicationGroup	37
2.3.6	msDFSR-Content	38
2.3.7	msDFSR-ContentSet	38
2.3.8	msDFSR-Topology	38
2.3.9	msDFSR-Member	39
2.3.10	Computer	39
2.3.11	msDFSR-Connection	39
3	Protocol Details	41
3.1	Common Details	41
3.1.1	Abstract Data Model	43
3.1.1.1	Compression	43
3.1.1.1.1	Pseudocode Conventions	43
3.1.1.1.2	Data Structures	44
3.1.1.1.2.1	PREFIX_CODE_NODE	44
3.1.1.1.2.2	PREFIX_CODE_SYMBOL	44
3.1.1.1.2.3	BITSTRING	44
3.1.1.1.3	Procedures	44
3.1.1.1.3.1	PrefixCodeTreeRebuild	44
3.1.1.1.3.2	PrefixCodeTreeAddLeaf	45

3.1.1.1.3.3	SortSymbols	46
3.1.1.1.3.4	CompareSymbols	46
3.1.1.1.3.5	BitstringInit	47
3.1.1.1.3.6	BitstringLookup	48
3.1.1.1.3.7	BitstreamSkip	48
3.1.1.1.3.8	PrefixCodeTreeDecodeSymbol	48
3.1.1.1.3.9	Decompress.....	49
3.1.2	Timers	50
3.1.3	Initialization	50
3.1.4	Message Processing Events and Sequencing Rules.....	51
3.1.5	Timer Events	51
3.1.6	Other Local Events	51
3.2	Server Details	51
3.2.1	Abstract Data Model	51
3.2.2	Timers	51
3.2.3	Initialization	52
3.2.4	Message Processing Events and Sequencing Rules.....	52
3.2.4.1	FrsTransport Methods.....	52
3.2.4.1.1	CheckConnectivity (Opnum 0)	53
3.2.4.1.2	EstablishConnection (Opnum 1)	54
3.2.4.1.3	EstablishSession (Opnum 2)	55
3.2.4.1.4	RequestUpdates (Opnum 3)	57
3.2.4.1.5	RequestVersionVector (Opnum 4)	59
3.2.4.1.6	AsyncPoll (Opnum 5)	61
3.2.4.1.7	RequestRecords (Opnum 6).....	62
3.2.4.1.8	UpdateCancel (Opnum 7)	63
3.2.4.1.9	RawGetFileData (Opnum 8)	64
3.2.4.1.10	RdcGetSignatures (Opnum 9)	66
3.2.4.1.11	RdcPushSourceNeeds (Opnum 10).....	67
3.2.4.1.12	RdcGetFileData (Opnum 11)	69
3.2.4.1.13	RdcClose (Opnum 12)	72
3.2.4.1.14	InitializeFileTransferAsync (Opnum 13)	73
3.2.4.1.14.1	Custom Marshaling Format	75
3.2.4.1.14.2	Compressed Data Format	78
3.2.4.1.15	RawGetFileDataAsync (Opnum 15)	78
3.2.4.1.16	RdcGetFileDataAsync (Opnum 16)	79
3.2.5	Timer Events	80
3.2.6	Other Local Events	80
3.3	Client Details.....	80
3.3.1	Abstract Data Model	83
3.3.1.1	Connection State Machine.....	83
3.3.1.2	Replicated Folder Session State Machine.....	84
3.3.1.3	Slow Sync.....	85
3.3.1.4	Raw File Transfer.....	86
3.3.1.5	RDC File Transfer.....	87
3.3.2	Timers	88
3.3.3	Initialization	88
3.3.4	Message Processing Events and Sequencing Rules.....	88
3.3.4.1	DisConnected.....	89
3.3.4.2	EstablishConnection Completes	89
3.3.4.3	EstablishSession Completes	89
3.3.4.4	RequestVersionVector Completes.....	90
3.3.4.5	AsyncPoll Completes	90

3.3.4.6	RequestUpdates Completes	91
3.3.4.6.1	Requesting Updates (State Transitions)	92
3.3.4.6.2	Processing Updates	93
3.3.4.7	File Downloads	95
3.3.4.7.1	stagingPolicy Parameter	95
3.3.4.8	InitializeFileTransferAsync Completes	95
3.3.4.9	RawGetFileData Completes	96
3.3.4.10	RdcClose Completes	97
3.3.4.11	RawGetFileDataAsync Completes	97
3.3.4.12	RdcGetSignatures Completes	98
3.3.4.13	RdcPushSourceNeeds Completes	98
3.3.4.14	RdcGetFileData Completes	99
3.3.4.15	RdcGetFileDataAsync Completes	100
3.3.4.16	Request Records Completes	100
3.3.4.16.1	Requesting Records (State Transitions)	101
3.3.4.16.2	Processing Records	101
3.3.4.17	UpdateCancel	101
3.3.4.18	AsyncPoll Completes for REQUEST_SUBORDINATE_SYNC	102
3.3.5	Timer Events	102
3.3.6	Other Local Events	102
4	Protocol Examples	103
4.1	Abstract Protocol Examples	103
4.1.1	Basic Content Distribution	103
4.1.2	Version Chain Vector Logic - Two Machines	104
4.1.3	Version Chain Vector Logic - Three Machines	104
4.1.4	Concurrent Updates and Tombstones	105
4.1.5	Directory Moves	106
4.1.6	Name Conflicts	107
4.2	Examples with Wire-Format Arguments	109
4.2.1	RequestVersionVector	109
4.2.2	Requesting Updates	110
4.2.3	Marshaled Data Format	112
4.2.4	Ordering on UIDs and GVSNs	113
4.3	Configuration	113
4.3.1	Example Objects in the DFS-R Object Hierarchy	113
5	Security	115
5.1	Security Considerations for Implementers	115
5.2	Index of Security Parameters	115
6	Appendix A: Full IDL	116
7	Appendix B: Product Behavior	123
8	Change Tracking	127
9	Index	130

1 Introduction

The Distributed File System: Replication (DFS-R) Protocol is a remote procedure call (**RPC**) interface that replicates files between **servers**. **DFS-R** enables creation of multimaster optimistic file replication systems. It is multimaster, because files may be changed by any **member** that participates in replicating shared files. It is optimistic, because files may be updated without any prior consensus or serialization. Therefore, files can be changed by any member without requiring the member to prevent other members from changing the files.

DFS-R is designed to replicate files, attributes, and file metadata. DFS-R is intended to interoperate with the user-level **file system** semantics: Files are replicated when the applications that modify them close the files. File replication is designed to be performed asynchronously, such that **updates** made on one member are processed at the rate at which the receiving machine is able to receive the updates, without any real-time restrictions on when the changes must be propagated. DFS-R allows user-level file system operations to continue independent of protocol operations.

1.1 Glossary

The following terms are defined in [\[MS-GLOS\]](#):

- access control list (ACL)**
- Active Directory**
- authentication level**
- Authentication Service (AS)**
- client**
- connection**
- ConnectionId**
- content set**
- ContentSetId**
- database**
- Distributed File System Replication (DFS-R)**
- drive**
- dynamic endpoint**
- endpoint**
- file attribute**
- file system**
- Filter Max**
- fully qualified domain name (FQDN) (1)**
- ghosting**
- hashes and checksums**
- Interface Definition Language (IDL)**
- little-endian**
- logical connection**
- machine identifier**
- member (DFS-R)**
- message digest 4 (MD4)**
- Microsoft Interface Definition Language (MIDL)**
- NT file system (NTFS)**
- opnum**
- principal name**
- read-only replicated folders**
- remote differential compression (RDC)**
- remote differential compression (RDC) FilterMax algorithm**

remote procedure call (RPC)
replica set
ReplicaSetId
replicated folder
replication group
replication session
RPC protocol sequence
RPC transport
selective single master
server
SHA-1 hash
slow sync
tombstone
topology
unique identifier (UID)
universally unique identifier (UUID)
UPDATE
updates
version chain vector
version sequence number (VSN)
version vector
volume
Windows Server Enterprise

The following terms are specific to this document:

Fence: An auxiliary time stamp included in an update.

File data: The data stream of the replicated content.

Global Version Sequence Numbers (GVSN): A GVSN is a pair: **Machine identifier** and **version sequence number (VSN)**. Although two machines might assign the same **VSN**, because they have different **machine identifiers**, the associated GVSNs differ. A GVSN is used to identify a unique version of a unique resource. In other words, no two different resources ever get assigned the same GVSN, and no two different updates to the same resource ever get assigned the same GVSN.

Persist: To commit (or save) data to Persistent Storage.

Persistent Storage: Nonvolatile storage mediums, such as magnetic disks, tapes, and optical disks.

Signature: A synonym for hash.

MAY, SHOULD, MUST, SHOULD NOT, MUST NOT: These terms (in all caps) are used as described in [\[RFC2119\]](#). All statements of optional behavior use either MAY, SHOULD, or SHOULD NOT.

1.2 References

References to Microsoft Open Specification documents do not include a publishing year because links are to the latest version of the documents, which are updated frequently. References to other documents include a publishing year when one is available.

1.2.1 Normative References

We conduct frequent surveys of the normative references to assure their continued availability. If you have any issue with finding a normative reference, please contact dochelp@microsoft.com. We will assist you in finding the relevant information. Please check the archive site, <http://msdn2.microsoft.com/en-us/library/E4BD6494-06AD-4aed-9823-445E921C9624>, as an additional source.

[C706] The Open Group, "DCE 1.1: Remote Procedure Call", C706, August 1997, <http://www.opengroup.org/public/pubs/catalog/c706.htm>

[MS-ADA1] Microsoft Corporation, "[Active Directory Schema Attributes A-L](#)".

[MS-ADA2] Microsoft Corporation, "[Active Directory Schema Attributes M](#)".

[MS-ADA3] Microsoft Corporation, "[Active Directory Schema Attributes N-Z](#)".

[MS-ADLS] Microsoft Corporation, "[Active Directory Lightweight Directory Services Schema](#)".

[MS-ADSC] Microsoft Corporation, "[Active Directory Schema Classes](#)".

[MS-ADTS] Microsoft Corporation, "[Active Directory Technical Specification](#)".

[MS-BKUP] Microsoft Corporation, "[Microsoft NT Backup File Structure](#)".

[MS-DTYP] Microsoft Corporation, "[Windows Data Types](#)".

[MS-FSCC] Microsoft Corporation, "[File System Control Codes](#)".

[MS-KILE] Microsoft Corporation, "[Kerberos Protocol Extensions](#)".

[MS-LSAD] Microsoft Corporation, "[Local Security Authority \(Domain Policy\) Remote Protocol Specification](#)".

[MS-NLMP] Microsoft Corporation, "[NT LAN Manager \(NTLM\) Authentication Protocol Specification](#)".

[MS-RDC] Microsoft Corporation, "[Remote Differential Compression Algorithm Specification](#)".

[MS-RPCE] Microsoft Corporation, "[Remote Procedure Call Protocol Extensions](#)".

[RFC2119] Bradner, S., "Key words for use in RFCs to Indicate Requirement Levels", BCP 14, RFC 2119, March 1997, <http://www.rfc-editor.org/rfc/rfc2119.txt>

[RFC3986] Berners-Lee, T., Fielding, R., and Masinter, L., "Uniform Resource Identifier (URI): Generic Syntax", STD 66, RFC 3986, January 2005, <http://www.ietf.org/rfc/rfc3986.txt>

1.2.2 Informative References

[MS-GLOS] Microsoft Corporation, "[Windows Protocols Master Glossary](#)".

[MSDN-RPC] Microsoft Corporation, "Remote Procedure Call", <http://msdn.microsoft.com/en-us/library/aa378651.aspx>

1.3 Overview

The Distributed File System: Replication (DFS-R) Protocol is used to implement a multimaster file replication system. In this system, no single computer is a master, but rather all computers in the replication system share their knowledge by exchanging **version chain vectors**, updates, and files.

A computer may take dual roles as both a **client** and a server. As a client, a computer retrieves replicated metadata and replicated files from a server. Conversely, as a server, a computer serves replicated metadata and replicated files to a client.

DFS-R takes a three-tiered approach to file replication:

1. Version chain vectors are retrieved from a server to determine which file versions are known to the server but not to the client. The protocol requires that a server ensures that the **global version sequence numbers (GVSN)** of all replicated files and file metadata that it maintains in **persistent storage** (that is, saved to disk) are eventually included in its version chain vector, such that the state of a server's knowledge can be determined by examining the version chain vectors alone.
2. Updates, which summarize file metadata, are retrieved from a server. The client uses the version chain vector received from the server to limit the set of updates that are retrieved from the server. To retrieve all updates known to the server but not to the client, it is sufficient to request updates with a GVSN range over the version chain vector received from the server less the version chain vector maintained by the client. The updates contain file system information about the replicated files but not about the **file data**. The information includes the coordinates of the file in terms of a **unique identifier (UID)** identifying the file across different versions of the file, the GVSN (identifying a particular version of the file on a particular machine), a reference to the file's parent directory in terms of a UID for the parent resource (directories are treated as files), and a file name.
3. File data is retrieved if a client determines that the file data corresponding to a received update must be downloaded in order for the client to synchronize with the server.

The process of retrieving updates alternates with retrieving version chain vectors. A client first registers a callback with the server to retrieve the latest version chain vector from the server. When receiving the server's version chain vector, the client retrieves all updates pertaining to it, using successive calls to the server. Finally, when a client cannot retrieve more updates from the version chain vector, it registers another callback with the server to retrieve the server's version chain vector the next time that the **version vector** changes relative to the last time that the callback was registered.

File data can be downloaded at the same time the client retrieves version chain vectors and updates. File downloads thus proceed as an independent process of synchronizing version chain vectors and updates. The client specifies which file data to download based on the UID in the file metadata.

Clients can update their previously saved version chain vector based on the server's version chain vector after a completed synchronization; that is, when all updates pertaining to a version chain vector have been processed and all file data that a client must have in order to synchronize with a server has been downloaded. A client's version chain vector is updated by taking the union of its version chain vector and the server's version chain vector.

The version chain vectors themselves are an abstract measure of the knowledge of a member. They record the versions of files a member has received, processed, and either discarded or stored in persistent storage. A member can combine its version chain vector with that of a partner by taking the union of the two vectors. The resulting version chain vector will also include the versions of files that the partner, and by transitivity, all its partners, have processed. The difference between the version chain vectors from two members determines a superset of the set of updates required to synchronize one member with the contents from the other member.

To enable replication across multiple **replicated folders**, clients and servers isolate all activities that belong to one replicated folder in a **replication session**. Thus, DFS-R contains a separate layer for establishing replication activity for each replicated folder.

To summarize DFS-R at the level of detail described so far, the following sequence of activities occur for a client computer:

1. A client establishes a **connection** with a server.
2. For each (in parallel) replicated folder that is shared between the client and the server, the client establishes a replication session.
3. For each replication session, the client requests the server version chain vectors.
4. When the client receives a version chain vector from the server, it calculates the versions that are not known to it and requests updates from the server pertaining to these versions.
5. The client processes updates from the server as it receives them. While processing a requested update, the client machine may decide that the server updates correspond to file content that it needs to retrieve. It then requests the file from the server.
6. The client registers a request for updated version chain vectors from the server when the client has received all updates from the previous version chain vector.

At a very high level, this sequence of events can be summarized as follows.

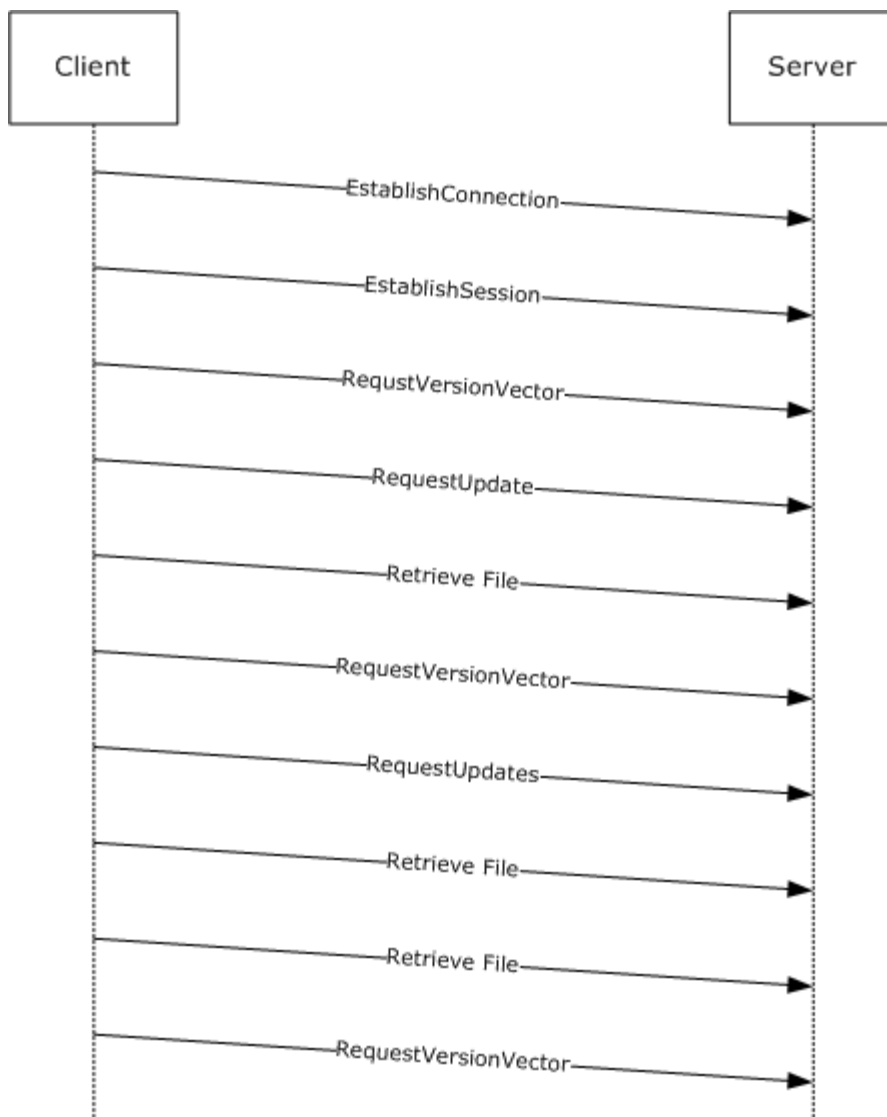


Figure 1: DFS-R replication sequence

Sections [2](#) and [3](#) specify DFS-R.

The detailed specification introduces several additional messages and layers. Most noteworthy are the following:

- The [RequestRecords](#) method is used for retrieving UID and GVSN pairs for each replicated file on the server. This method is used as part of a synchronization protocol (**Slow Sync**) that simply polls the entire content of the server's store of updates in order to synchronize. The Slow Sync protocol acts as an alternative protocol to the main synchronization protocol described in the beginning of this section.
- **Remote differential compression (RDC)** is a file transfer protocol used for efficiently retrieving file data. For more information, see [\[MS-RDC\]](#).
- AsyncPoll is used for polling version chain vectors using a single pending asynchronous RPC call.

1.4 Relationship to Other Protocols

The Distributed File System: Replication (DFS-R) Protocol uses RPC, as specified in [\[C706\]](#) and [\[MS-RPCE\]](#), for all synchronization communication. DFS-R relies on authenticated, encrypted RPC traffic and therefore uses the NT LAN Manager (NTLM) (as specified in [\[MS-NLMP\]](#)) and Kerberos (as specified in [\[MS-KILE\]](#)) protocols, which are integral to [\[MS-RPCE\]](#). It uses **AD** to manage configuration. It uses RDC to retrieve file data. Microsoft Windows® implementations of DFS-R also provide a WMI interface that is used for monitoring the state of a member. The WMI interface serves an additional role in versions of DFS-R on the Windows client, where it is used for injecting configurations.

1.5 Prerequisites/Preconditions

DFS-R uses configuration information that is stored in AD. AD supplies the **principal names** of the replication partners and DFS-R uses these trusted names for authenticating all replication traffic (which is over **RPC**). The principal names are given by the computer objects in AD. Section [2.3](#) specifies the configuration objects in AD that are used by DFS-R.

1.6 Applicability Statement

The Distributed File System: Replication (DFS-R) Protocol is used to replicate files in AD environments. Support for these scenarios differs depending on the operating system in use.

1.7 Versioning and Capability Negotiation

This document covers versioning issues in the following areas:

- Supported Transports: The Distributed File System: Replication (DFS-R) Protocol is implemented on top of RPC over TCP/IP, as specified in section [2.1](#).
- Protocol Versions: DFS-R negotiates versioning as part of an RPC message; EstablishConnection is specified in section [3.2.4.1.2](#). This document specifies versions 0x00050000 and 0x00050002.
- Security and authentication methods: DFS-R supports the NTLM (as specified in [\[MS-NLMP\]](#)) and Kerberos (as specified in [\[MS-KILE\]](#)) authentication methods. These are specified in section [2.1](#).
- Localization: DFS-R does not expose any functionality that is localization-dependent.
- Capability negotiation: DFS-R performs explicit capability negotiation as part of the protocol-version negotiation. Furthermore, on Microsoft Windows®, RDC similarity (as specified in [\[MS-RDC\]](#) section 3.1.5.4) is enabled only for Enterprise SKUs, as specified in sections [2.2.1.2.1](#) and [3.2.4.1.2](#).

DFS-R registers itself with RPC using a single **UUID**, as specified in section [2.1](#). It always uses the same RPC Protocol version 1.0 and negotiates specific extensions using the custom protocol negotiation scheme that uses the method EstablishConnection (section [3.2.4.1.2](#)) to establish the further set of methods that can be used between a DFS-R client and a server. All but two methods can be used in the current two existing protocol versions, 0x00050000 and 0x00050002. The methods applicable to both protocol versions are specified in sections [3.2.4.1.1](#) through [3.2.4.1.14](#). The only method that is specific to protocol version 0x00050002 is specified in section [3.2.4.1.15](#). The capability of using similarity for speeding up downloads of RDC files can be controlled by using flags specified in section [2.2.1.2.1](#); the flags are communicated using the EstablishConnection method.

1.8 Vendor-Extensible Fields

None.

1.9 Standards Assignments

Parameter	Value	Reference
Universally unique identifier (UUID)	897e2e5f-93f3-4376-9c9c-fd2277495c27	Section 6

2 Messages

2.1 Transport

DFS-R uses authenticated and encrypted RPC for all replication traffic. The UUID of the RPC interface for the Distributed File System Replication protocol is 897e2e5f-93f3-4376-9c9c-fd2277495c27. The RPC interface version number is 1.0.

All traffic **MUST** be authenticated and encrypted using LAN Manager or Kerberos over TCP/IP, which requires that the client specify to use the protocol sequence associated with RPC over TCP/IP, and requires that the client specify packet privacy and authentication negotiation.

Both the client and the server **MUST** require authentication and encryption.

The following is a summary of the relevant parameters:

- Protocol sequence: Ncacr_ip_tcp
- DFSR_ENDPOINT_GUID: 5bc1ed07-f5f5-485f-9dfd-6fd0acf9a23c
- Authentication level: RPC_C_AUTHN_LEVEL_PKT_PRIVACY
- Authentication service (one of): RPC_C_AUTHN_GSS_NEGOTIATE, RPC_C_AUTHN_GSS_KERBEROS, or RPC_C_AUTHN_WINNT

A server can specify a static port for all DFS-R RPC traffic, or it can use **dynamic endpoints** and rely on the **endpoint** mapper to relay inbound requests that use the endpoint GUID into the DFS-R service.[<1>](#)

As part of mutual authentication, a client **MUST** furthermore specify its principal name when establishing a binding handle to allow a server to authenticate RPC calls. This part of the negotiation is handled opaquely by an RPC runtime that supports principal names, such as the [Remote Procedure Call Extensions](#) runtime. Recall that principal names are managed in **AD**.

2.1.1 Client Authentication Requirements

An implementation of the Distributed File System: Replication (DFS-R) Protocol **MUST** require the security provider used by RPC to mutually authenticate against the server.

The DFS-R client specifies that RPC mutually authenticate against the server. The client further specifies to RPC that the server can impersonate but cannot delegate. For more information about Quality of Service (QoS), see [\[MSDN-RPC\]](#).

It follows from the previous requirements that a client authentication call **MUST** use the following arguments when setting the authentication information on a binding handle.

- Authentication level: RPC_C_AUTHN_LEVEL_PKT_PRIVACY
- Authn service (one of): RPC_C_AUTHN_GSS_NEGOTIATE, RPC_C_AUTHN_GSS_KERBEROS, or RPC_C_AUTHN_WINNT
- Authn identity: NULL
- Authorization service implemented by server: RPC_C_AUTHZ_NONE

2.1.2 Server-Side Binding

As specified in section [2.1](#), the RPC server side of DFS-R uses DFSR_ENDPOINT_GUID with the RPC policy that specifies endpoint flags to "don't fail." DFSR_ENDPOINT_GUID is used to ensure that the RPC runtime system can delegate incoming RPC calls to the correct executable. Also, as specified in section [2.1](#), a server can bind on a static port or can use the endpoint UUID to register a dynamic endpoint. [<2>](#)

2.2 Message Syntax

All multiple-byte integers represented in this document are in least-significant-byte-first order, called **little-endian**.

2.2.1 Common Data Types

2.2.1.1 Constants

Most of the following constants are used to define the allowable limits of parameters in the structures and function arguments of the interface. In these cases, the RPC library directly enforces these limits.

Some definitions are to provide only a symbolic name to various constants.

2.2.1.1.1 FRS_COMMUNICATION_PROTOCOL_VERSION

```
#define FRS_COMMUNICATION_PROTOCOL_VERSION_W2K3R2 0x00050000
#define FRS_COMMUNICATION_PROTOCOL_VERSION_LONGHORN_SERVER 0x00050002
```

These values specify the currently implemented **DFS-R** protocol version numbers. The protocol version is a 32 bit integer value in which the high 16 bits represent the major version number and the low 16 bits represent the minor version number. [<3>](#)

2.2.1.1.2 CONFIG_RDC_VERSION

```
#define CONFIG_RDC_VERSION (1)
```

This indicates the major version of RDC. The major version increases when new features or capabilities are added. This version MUST be version 1.

2.2.1.1.3 CONFIG_RDC_VERSION_COMPATIBLE

```
#define CONFIG_RDC_VERSION_COMPATIBLE (1)
```

This indicates the minimum version of the RDC protocol that can work correctly with this version. The version MUST be 1.

2.2.1.1.4 CONFIG_RDC_MAX_LEVELS

```
#define CONFIG_RDC_MAX_LEVELS (8)
```

This indicates the maximum depth of **signature** generation and RDC recursion.

2.2.1.1.5 CONFIG_RDC_MAX_NEEDLENGTH

```
#define CONFIG_RDC_MAX_NEEDLENGTH (65536)
```

This indicates the maximum allowed length of an RDC need. An RDC need is an offset length-pair that prescribes a range of data that a client requests from the server.

2.2.1.1.6 CONFIG_RDC_NEED_QUEUE_SIZE

```
#define CONFIG_RDC_NEED_QUEUE_SIZE (20)
```

This indicates the maximum number of source needs that can be in a single request.

2.2.1.1.7 CONFIG_RDC_HORIZONSIZE_MIN

```
#define CONFIG_RDC_HORIZONSIZE_MIN (128)
```

This indicates the minimum allowable RDC horizon parameter used by RDC.

2.2.1.1.8 CONFIG_RDC_HORIZONSIZE_MAX

```
#define CONFIG_RDC_HORIZONSIZE_MAX (1024*16)
```

This indicates the maximum allowable RDC horizon parameter used by RDC.

2.2.1.1.9 CONFIG_RDC_HASHWINDOWSIZE_MIN

```
#define CONFIG_RDC_HASHWINDOWSIZE_MIN (2)
```

This indicates the minimum allowable RDC **hash** window parameter used by RDC.

2.2.1.1.10 CONFIG_RDC_HASHWINDOWSIZE_MAX

```
#define CONFIG_RDC_HASHWINDOWSIZE_MAX (96)
```

This indicates the maximum allowable RDC hash window parameter used by RDC.

2.2.1.1.11 CONFIG_RDC_SIMILARITY_DATASIZE

```
#define CONFIG_RDC_SIMILARITY_DATASIZE (16)
```

This indicates the size, in bytes, of the similarity data.

2.2.1.1.12 CONFIG_TRANSPORT_MAX_BUFFER_SIZE

```
#define CONFIG_TRANSPORT_MAX_BUFFER_SIZE (262144)
```

This indicates the maximal buffer size allowed by a client for requesting file contents. When a client requests pieces of a file, such as in a basic transfer of file contents and when requesting portions of a file or file metadata over RDC, it creates an RPC call with a buffer as an argument. The maximum allocated size of this buffer is bound by this constant.

2.2.1.1.13 CONFIG_FILEHASH_DATASIZE

```
#define CONFIG_FILEHASH_DATASIZE (20)
```

This indicates the size, in bytes, of the full file hash.

2.2.1.1.14 FRS_UPDATE_FLAG_GHOSTED_HEADER

```
#define FRS_UPDATE_FLAG_GHOSTED_HEADER (0x04)
```

The update request is for ghosted header only. A ghosted header consists of the portion of a file data that excludes the main data stream. Section [3.2.4.1.14](#) specifies the required format of the data stream transmitted by DFS-R. In this context, [\[MS-BKUP\]](#) specifies the format of the backup data stream, which is part of the transmitted data stream. The main data stream is composed of bytes identified by the DATA stream ID, as specified in [\[MS-BKUP\]](#).

Notice that hexadecimal notation for flags is used. Flags can be combined using the bitwise OR operation.

2.2.1.1.15 FRS_UPDATE_FLAG_DATA

```
#define FRS_UPDATE_FLAG_DATA (0x08)
```

The update request is for file data only.

2.2.1.1.16 TRUE

```
#define TRUE 1
```

The truth value TRUE. In DFS-R Booleans are of type long.

2.2.1.1.17 FALSE

```
#define FALSE 0
```

The truth value FALSE.

2.2.1.1.18 FRS_UPDATE_FLAG_CLOCK_DECREMENTED

```
#define FRS_UPDATE_FLAG_CLOCK_DECREMENTED (0x10)
```

The presence of this bitmask value in an [FRS_UPDATE](#) structure's **flags** field indicates that the update is the result of a dirty shutdown on the remote partner, and the clock has been decremented by the remote partner. The client MAY assign a new GVSN when installing an update with that flag.

2.2.1.1.19 FRS_XPRESS_FILE_HEADER_SIZE

```
#define FRS_XPRESS_FILE_HEADER_SIZE (0x4)
```

The size of the FileHeader, as specified in section [3.2.4.1.12](#).

2.2.1.1.20 XPRESS_RDC_MIN_GET_DATA_BUFFER_SIZE

```
#define XPRESS_RDC_MIN_GET_DATA_BUFFER_SIZE (0x2410)
```

The minimum size of the buffer required to hold the fragment headers, the block header, and one compressed block, as specified in section [3.2.4.1.12](#).

2.2.1.1.21 XPRESS_RDC_MIN_GET_DATA_BUFFER_SIZE_WITH_FILE_HEADER

```
#define XPRESS_RDC_MIN_GET_DATA_BUFFER_SIZE_WITH_FILE_HEADER  
(FRS_XPRESS_FILE_HEADER_SIZE + XPRESS_RDC_MIN_GET_DATA_BUFFER_SIZE)
```

The minimum size of the buffer passed to the [RdcGetFileData](#) method, as specified in section [3.2.4.1.12](#).

2.2.1.1.22 XPRESS_RDC_MAX_NB_NEEDS_FOR_COMPRESSION

```
#define XPRESS_RDC_MAX_NB_NEEDS_FOR_COMPRESSION (128)
```

The maximum number of fragments in the list of fragments, as specified in section [3.2.4.1.12](#).

2.2.1.1.23 X_CONFIG_XPRESS_BLOCK_SIZE

```
#define X_CONFIG_XPRESS_BLOCK_SIZE (8192)
```

The size of the compression block.

2.2.1.2 Enumerations

2.2.1.2.1 TransportFlags

The **TransportFlags** enumerated type has only one flag defined, TRANSPORT_SUPPORTS_RDC_SIMILARITY.

```
typedef enum  
{  
    TRANSPORT_SUPPORTS_RDC_SIMILARITY = 1  
} TransportFlags;
```

TRANSPORT_SUPPORTS_RDC_SIMILARITY: This bitmask flag value is used to indicate to a client that a DFS-R server is capable of using the similarity features of RDC (as specified in [\[MS-RDC\]](#), section [3.1.5.4](#)).

2.2.1.2.2 RDC_FILE_COMPRESSION_TYPES

The **RDC_FILE_COMPRESSION_TYPES** enumerated type identifies the data compression algorithm used for the file transfer.

```
typedef enum
{
    RDC_UNCOMPRESSED = 0,
    RDC_XPRESS = 1
} RDC_FILE_COMPRESSION_TYPES;
```

RDC_UNCOMPRESSED: Data is not compressed. This value MUST be sent whenever an RDC_FILE_COMPRESSION_TYPES enum value is required.

RDC_XPRESS: Not used.

2.2.1.2.3 RDC_CHUNKER_ALGORITHM

The **RDC_CHUNKER_ALGORITHM** enumerated type identifies the RDC chunking algorithm used to generate the signatures for the file to be transferred.

```
typedef enum
{
    RDC_FILTERGENERIC = 0,
    RDC_FILTERMAX = 1,
    RDC_FILTERPOINT = 2,
    RDC_MAXALGORITHM = 3
} RDC_CHUNKER_ALGORITHM;
```

RDC_FILTERGENERIC: Not used.

RDC_FILTERMAX: **RDC FilterMax algorithm** is used. This value MUST be sent whenever an RDC_CHUNKER_ALGORITHM enum value is required.

RDC_FILTERPOINT: Not used.

RDC_MAXALGORITHM: Not used.

2.2.1.2.4 UPDATE_REQUEST_TYPE

The **UPDATE_REQUEST_TYPE** enumerated type specifies the type of updates being requested when the client calls the [RequestUpdates](#) method.

```
typedef enum
{
    UPDATE_REQUEST_ALL = 0,
    UPDATE_REQUEST_TOMBSTONES = 1,
    UPDATE_REQUEST_LIVE = 2
} UPDATE_REQUEST_TYPE;
```

UPDATE_REQUEST_ALL: Request all updates that pertain to a version chain vector.

UPDATE_REQUEST_TOMBSTONES: Request only **tombstone** updates that pertain to a version chain vector.

UPDATE_REQUEST_LIVE: Request only non-tombstone updates that pertain to a version chain vector.

2.2.1.2.5 UPDATE_STATUS

In response to a request for updates, a server MUST use a value of the **UPDATE_STATUS** enumerated type to specify whether it was able to send all updates that pertain to an argument version chain vector.

```
typedef enum
{
    UPDATE_STATUS_DONE = 2,
    UPDATE_STATUS_MORE = 3
} UPDATE_STATUS;
```

UPDATE_STATUS_DONE: There are no more updates that pertain to the argument version chain vector. In other words, the server does not have any updates whose versions belong to the version chain vector passed in by the client.

UPDATE_STATUS_MORE: There are potentially more updates (tombstone, if the client requested tombstones; live, if the client requested live) from the argument version chain vector.

2.2.1.2.6 RECORDS_STATUS

The **RECORDS_STATUS** enumerated type is used for an output parameter of a Slow Sync request. It indicates whether the server has more records in the scope of the replicated folder over which Slow Sync is performed.

```
typedef enum
{
    RECORDS_STATUS_DONE = 0,
    RECORDS_STATUS_MORE = 1
} RECORDS_STATUS;
```

RECORDS_STATUS_DONE: No more records are waiting to be transmitted on the server.

RECORDS_STATUS_MORE: More records are waiting to be transmitted on the server.

2.2.1.2.7 VERSION_REQUEST_TYPE

The **VERSION_REQUEST_TYPE** enumerated value is used to indicate what role the client version vector request has.

```
typedef enum
{
    REQUEST_NORMAL_SYNC = 0,
    REQUEST_SLOW_SYNC = 1,
    REQUEST_SUBORDINATE_SYNC = 2
} VERSION_REQUEST_TYPE;
```

REQUEST_NORMAL_SYNC: Indicates that the client requests a version vector from the server for standard synchronization.

REQUEST_SLOW_SYNC: Indicates that the client requests a version vector from the server for Slow Sync.

REQUEST_SUBORDINATE_SYNC: Indicates that the client requests a version vector from the server for **selective single master** mode.

2.2.1.2.8 VERSION_CHANGE_TYPE

A client version vector request uses a value of **VERSION_CHANGE_TYPE** to indicate whether it is requesting a version chain vector change notification or a full version chain vector.

```
typedef enum
{
    CHANGE_NOTIFY = 0,
    CHANGE_ALL = 2
} VERSION_CHANGE_TYPE;
```

CHANGE_NOTIFY: The client requests notification only for a change of the server's version chain vector.

CHANGE_ALL: The client requests to receive the full version vector of the server.

2.2.1.2.9 FRS_REQUESTED_STAGING_POLICY

The **FRS_REQUESTED_STAGING_POLICY** enumerated type indicates the staging policy for the server to use.

```
typedef enum
{
    SERVER_DEFAULT = 0,
    STAGING_REQUIRED = 1,
    RESTAGING_REQUIRED = 2
} FRS_REQUESTED_STAGING_POLICY;
```

SERVER_DEFAULT: The client indicates to the server that the server is free to use or bypass its cache.

STAGING_REQUIRED: The client indicates to the server to store the served content in its cache.

RESTAGING_REQUIRED: The client indicates to the server to purge existing content from its cache.

2.2.1.3 Simple Type Definitions

In addition to the types defined in this section, DFS-R also uses the DWORDLONG, ULONGLONG, and WCHAR type, as specified in [\[MS-DTYP\]](#).

2.2.1.3.1 FRS_REPLICA_SET_ID

UID for a **replica set**.

This type is declared as follows:

```
typedef GUID FRS_REPLICA_SET_ID;
```

2.2.1.3.2 FRS_CONTENT_SET_ID

UID for a **content set**.

This type is declared as follows:

```
typedef GUID FRS_CONTENT_SET_ID;
```

2.2.1.3.3 FRS_DATABASE_ID

UID for a DFS-R database.

This type is declared as follows:

```
typedef GUID FRS_DATABASE_ID;
```

2.2.1.3.4 FRS_MEMBER_ID

UID for a member.

This type is declared as follows:

```
typedef GUID FRS_MEMBER_ID;
```

2.2.1.3.5 FRS_CONNECTION_ID

UID for a DFS-R Connection .

This type is declared as follows:

```
typedef GUID FRS_CONNECTION_ID;
```

2.2.1.3.6 EPOQUE

The **EPOQUE** data type is used only in the [FRS_EPOQUE_VECTOR \(section 2.2.1.4.2\)](#). The **FRS_EPOQUE_VECTOR** is not used in the currently existing protocol versions 0x00050000 and 0x00050002. However, proper **MIDL** marshaling of the parameters that are passed over the wire depends upon the type information provided by the MIDL. Therefore, these redundant type definitions are included here.

This type is declared as follows:

```
typedef SYSTEMTIME EPOQUE;
```

2.2.1.3.7 BYTE_PIPE

A byte pipe, as defined by RPC.

This type is declared as follows:

```
typedef pipe byte BYTE_PIPE;
```

2.2.1.4 Aggregate Definitions

In addition to the types defined in this section, DFS-R also uses the GUID and FILETIME types, as specified in [\[MS-DTYP\]](#) (sections [2.3.2.1](#) and [2.3.1](#), respectively).

2.2.1.4.1 FRS_VERSION_VECTOR

An entry of a version chain vector.

```
typedef struct _FRS_VERSION_VECTOR {
    GUID dbGuid;
    DWORDLONG low;
    DWORDLONG high;
} FRS_VERSION_VECTOR;
```

dbGuid: The [GUID](#) for the database originating the versions in the interval (low, high).

low: Lower bound for **VSN** interval.

high: Upper bound for VSN interval. The value of this member SHOULD be greater than the value of the **low** member. [<4>](#)

The number indicated by "low" is excluded from the version chain vector. The number indicated by "high" is included in the version chain vector. Thus, [low, high] indicates a half-open interval of unsigned integers. The GVSNs that are included in this entry are the following: { (dbGuid, low+1), ..., (dbGuid, high) }.

2.2.1.4.2 FRS_EPOQUE_VECTOR

An entry of an epoque vector.

```
typedef struct _FRS_EPOQUE_VECTOR {
    GUID machine;
    EPOQUE epoque;
} FRS_EPOQUE_VECTOR;
```

machine: Unused. MUST be 0. MUST be ignored on receipt.

epoque: Unused. MUST be 0. MUST be ignored on receipt.

Epoque vectors are attributes of the response payload, as specified in section [2.2.1.4.12](#).

2.2.1.4.3 FRS_ID_GVSN

A (UID, GVSN) pair.

```
typedef struct _FRS_ID_GVSN {
    GUID uidDbGuid;
    DWORDLONG uidVersion;
    GUID gvsnDbGuid;
    DWORDLONG gvsnVersion;
} FRS_ID_GVSN;
```

An **FRS_ID_GVSN** encodes a pair that consists of a UID and a GVSN. It is used as part of the messages for Slow Sync.

2.2.1.4.4 FRS_UPDATE

A structure that contains file metadata related to a particular file being processed by Distributed File System Replication (DFS-R).

```
typedef struct _FRS_UPDATE {
    long present;
    long nameConflict;
    unsigned long attributes;
    FILETIME fence;
    FILETIME clock;
    FILETIME createTime;
    FRS_CONTENT_SET_ID contentSetId;
    unsigned char hash[CONFIG_FILEHASH_DATASIZE];
    unsigned char rdcSimilarity[CONFIG_RDC_SIMILARITY_DATASIZE];
    GUID uidDbGuid;
    DWORDLONG uidVersion;
    GUID gvsnDbGuid;
    DWORDLONG gvsnVersion;
    GUID parentDbGuid;
    DWORDLONG parentVersion;
    [string] WCHAR name[260+1];
    long flags;
} FRS_UPDATE;
```

present: Indicates whether the file exists or has been deleted. The value MUST be either 0 or 1.

Value	Meaning
0x00000000	File has been deleted.

Value	Meaning
0x00000001	File exists.

nameConflict: Set if this update was tombstone due to a name conflict. The value MUST be either 0 or 1. This field MUST be 0 if **present** is 1.

attributes: The file's attributes.

fence: The **fence** clock.

clock: Logical, last change clock.

createTime: File creation time.

contentSetId: The content set ID (replicated folder) that this file belongs to.

hash: The **SHA-1 hash** of the file.

rdcSimilarity: The similarity hash of the file. The value will be all zeros if the similarity data was not computed. See [\[MS-RDC\], 3.1.5.4](#).

uidDbGuid: The **GUID** portion of the file's UID. Same as the database **GUID** of the replicated folder where this file originated.

uidVersion: The VSN portion of the file's UID. This is assigned when the file is created.

gvsnDbGuid: The **GUID** portion of the file's GVSN. Same as the database **GUID** of the replicated folder where this file was last updated.

gvsnVersion: The VSN portion of the file's GVSN. This is assigned when the file was last updated.

parentDbGuid: The **GUID** portion of the UID of the file's parent. Same as the database **GUID** of the replicated folder where this file's parent originated.

parentVersion: The VSN portion of the UID of the file's parent. This is assigned when the parent of the file was created.

name: The file name, in UTF-16 form, of the file.

flags: A flags bitmask. The value SHOULD be 0 or FRS_UPDATE_FLAG_CLOCK_DECREMENTED. The client MUST ignore any bits other than FRS_UPDATE_FLAG_CLOCK_DECREMENTED.

Value	Meaning
0x00000000	The update is normal.
FRS_UPDATE_FLAG_CLOCK_DECREMENTED 0x00000010	The update is the result of a dirty shutdown on the remote partner and the clock has been decremented by the remote partner. The client MAY assign a new GVSN when installing an update with this flag.

2.2.1.4.5 FRS_UPDATE_CANCEL_DATA

A structure that contains information about updates that were not processed by a client.

```
typedef struct _FRS_UPDATE_CANCEL_DATA {
    FRS_UPDATE blockingUpdate;
    FRS_CONTENT_SET_ID contentSetId;
    FRS_DATABASE_ID gvsDatabaseId;
    FRS_DATABASE_ID uidDatabaseId;
    FRS_DATABASE_ID parentDatabaseId;
    DWORDLONG gvsVersion;
    DWORDLONG uidVersion;
    DWORDLONG parentVersion;
    unsigned long cancelType;
    long isUidValid;
    long isParentUidValid;
    long isBlockerValid;
} FRS_UPDATE_CANCEL_DATA;
```

blockingUpdate: All **integer** fields MUST be set to zero and all **string** fields MUST be set to empty.

contentSetId: The content set where the blocking update resides.

gvsDatabaseId: The [GUID](#) part of the GVSN of the update that could not be processed.

uidDatabaseId: Unused. MUST be set to zero by the client and MUST be ignored on receipt by the server.

parentDatabaseId: Unused. MUST be set to zero by the client and MUST be ignored on receipt by the server.

gvsVersion: The VSN part of the GVSN of the update that could not be processed.

uidVersion: Unused. MUST be set to zero by the client and MUST be ignored on receipt by the server.

parentVersion: Unused. MUST be set to zero by the client and MUST be ignored on receipt by the server.

cancelType: The cause for canceling the processing of the update. It MUST be set to the following value.

Value	Meaning
UNSPECIFIED 0x00000001	No reason is indicated by the client. The GVSN and UID indicate which update was not processed by the client.

isUidValid: MUST be zero.

isParentUidValid: MUST be zero.

isBlockerValid: MUST be zero.

2.2.1.4.6 FRS_RDC_SOURCE_NEED

A file range specification for RDC downloads.

```
typedef struct _FRS_RDC_SOURCE_NEED {
```

```

    ULONGLONG needOffset;
    ULONGLONG needSize;
} FRS_RDC_SOURCE_NEED;

```

needOffset: The offset in the marshaled source file.

needSize: The number of data (uncompressed), in [bytes](#), to retrieve.

The client uses this structure to request source data from the server when downloading a file with RDC.

2.2.1.4.7 FRS_RDC_PARAMETERS_FILTERMAX

Configuration parameters for the RDC FilterMax algorithm.

```

typedef struct _FRS_RDC_PARAMETERS_FILTERMAX {
    [range(CONFIG_RDC_HORIZONSIZE_MIN, CONFIG_RDC_HORIZONSIZE_MAX)]
    unsigned short horizonSize;
    [range(CONFIG_RDC_HASHWINDOWSIZE_MIN, CONFIG_RDC_HASHWINDOWSIZE_MAX)]
    unsigned short windowSize;
} FRS_RDC_PARAMETERS_FILTERMAX;

```

horizonSize: See [\[MS-RDC\]](#) for the definition of the *horizon* parameter of the FilterMax algorithm.

windowSize: See [\[MS-RDC\]](#) for the definition of the hash window parameter of the FilterMax algorithm.

2.2.1.4.8 FRS_RDC_PARAMETERS_FILTERPOINT

Configuration for the FilterPoint RDC algorithm. This algorithm and its configuration parameters are not used.

```

typedef struct _FRS_RDC_PARAMETERS_FILTERPOINT {
    unsigned short minChunkSize;
    unsigned short maxChunkSize;
} FRS_RDC_PARAMETERS_FILTERPOINT;

```

minChunkSize: Unused. MUST be 0 and MUST be ignored on receipt.

maxChunkSize: Unused. MUST be 0 and MUST be ignored on receipt.

2.2.1.4.9 FRS_RDC_PARAMETERS_GENERIC

Binary large object (BLOB) for alternate RDC algorithms.

```

typedef struct _FRS_RDC_PARAMETERS_GENERIC {
    unsigned short chunkerType;
    byte chunkerParameters[64];
} FRS_RDC_PARAMETERS_GENERIC;

```

chunkerType: The **chunkerType** MUST be RDC_FILTERMAX, as specified in section [2.2.1.2.3](#).

chunkerParameters: Not used. This is a generic parameter block, which allows for space in future protocol versions.

2.2.1.4.10 FRS_RDC_PARAMETERS

Union of RDC algorithm options.

```
typedef struct {
    unsigned short rdcChunkerAlgorithm;
    [switch_is(rdcChunkerAlgorithm)]
    union {
        [case(RDC_FILTERGENERIC)]
        FRS_RDC_PARAMETERS_GENERIC filterGeneric;
        [case(RDC_FILTERMAX)]
        FRS_RDC_PARAMETERS_FILTERMAX filterMax;
        [case(RDC_FILTERPOINT)]
        FRS_RDC_PARAMETERS_FILTERPOINT filterPoint;
    } u;
} FRS_RDC_PARAMETERS;
```

rdcChunkerAlgorithm: MUST be RDC_FILTERMAX, as specified in section [2.2.1.2.3](#), for compatibility.

filterGeneric: Placeholder only to fill out the enumeration. Never used, because **rdcChunkerAlgorithm** MUST NOT have this value.

filterMax: The parameters, as specified in [\[MS-RDC\]](#), necessary for the RDC FilterMax algorithm.

filterPoint: Never used because **rdcChunkerAlgorithm** MUST NOT have this value.

The server returns an array of these structures, one each for each level of RDC signatures that are available. The client uses these parameters to ensure that the local signatures match the signatures that will be returned from the server.

2.2.1.4.11 FRS_RDC_FILEINFO

File information specific to RDC downloads.

```
typedef struct _FRS_RDC_FILEINFO {
    DWORDLONG onDiskFileSize;
    DWORDLONG fileSizeEstimate;
    unsigned short rdcVersion;
    unsigned short rdcMinimumCompatibleVersion;
    [range(0, CONFIG_RDC_MAX_LEVELS)]
    byte rdcSignatureLevels;
    RDC_FILE_COMPRESSION_TYPES compressionAlgorithm;
    [size_is(rdcSignatureLevels)] FRS_RDC_PARAMETERS rdcFilterParameters[*];
} FRS_RDC_FILEINFO;
```

onDiskFileSize: An estimate for the on-disk, compressed, marshaled source file. The server SHOULD make this estimate as accurate as possible, but the protocol does not require that it be exact. [<5>](#)

fileSizeEstimate: An estimate for the on-disk, uncompressed, unmarshaled source file. The server SHOULD make this estimate as accurate as possible, but the protocol does not require that it be exact. [<6>](#)

rdcVersion: The current RDC version. It MUST be CONFIG_RDC_VERSION.

rdcMinimumCompatibleVersion: The minimum version of the client-side RDC that is compatible with the server-side RDC (rdcVersion). It MUST be CONFIG_RDC_VERSION_COMPATIBLE.

rdcSignatureLevels: The depth of the RDC signatures that are available for the client to retrieve. The server MUST allow the client to get signatures at least to this depth (using [RdcGetSignatures \(section 3.2.4.1.10\)](#)). [<7>](#)

A value of 0 indicates that the file to be served is not suitable for the RDC protocol, or a non-RDC file transfer is required.

compressionAlgorithm: This field MUST be set to RDC_UNCOMPRESSED and MUST be ignored on receipt. Despite the name of this field, data compression is always used as specified in section [3.2.4.1.14](#).

rdcFilterParameters: The array of RDC chunker parameters used, one each for the levels of RDC signatures that are available.

2.2.1.4.12 FRS_ASYNC_VERSION_VECTOR_RESPONSE

Version chain vector response payload.

```
typedef struct _FRS_ASYNC_VERSION_VECTOR_RESPONSE {
    ULONGLONG vvGeneration;
    unsigned long versionVectorCount;
    [size_is(versionVectorCount)] FRS_VERSION_VECTOR* versionVector;
    unsigned long epoqueVectorCount;
    [size_is(epoqueVectorCount)] FRS_EPOQUE_VECTOR* epoqueVector;
} FRS_ASYNC_VERSION_VECTOR_RESPONSE;
```

vvGeneration: The time stamp associated with the version chain vector on the server. The time stamp is incremented every time a server updates its version chain vector. This gives a way to track whether a client has the newest version of the version chain vector known to the server.

versionVectorCount: Number of elements in the **versionVector** array.

versionVector: An array of [FRS_VERSION_VECTOR](#) triples.

epoqueVectorCount: Number of elements in the epoqueVector array.

epoqueVector: An array of FRS_EPOQUE_VECTOR pairs.

2.2.1.4.13 FRS_ASYNC_RESPONSE_CONTEXT

Version chain vector response payload envelope.

```
typedef struct _FRS_ASYNC_RESPONSE_CONTEXT {
    unsigned long sequenceNumber;
    DWORD status;
    FRS_ASYNC_VERSION_VECTOR_RESPONSE result;
} FRS_ASYNC_RESPONSE_CONTEXT;
```

sequenceNumber: Sequence number that associates the response context with a version vector request.

status: Error/success status of version vector request.

result: Response payload, comprising a version chain vector.

2.2.1.4.14 PFRS_SERVER_CONTEXT

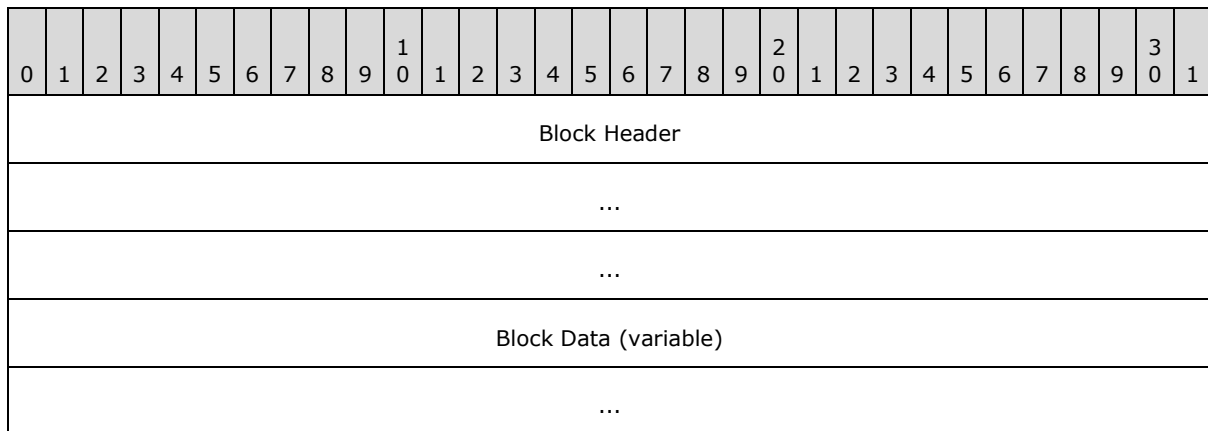
Context handle that represents the requested file replication operation.

This type is declared as follows:

```
typedef [context_handle] void* PFRS_SERVER_CONTEXT;
```

2.2.1.4.15 XPRESS Block

A block of potentially compressed data.



Block Header (12 bytes): An XPRESS Block Header (as specified in section [2.2.1.4.15.1](#)) containing information about the block data.

Block Data (variable): If the values of the **Block Compressed Size** and **Block Uncompressed Size** fields in the XPRESS block's header (specified in section [2.2.1.4.15.1](#)) are equal, then the block data has not been compressed. In this case the uncompressed data is obtained by copying bytes from the **Block Data** field without modification.

If the value of the **Block Compressed Size** field is less than the value of the **Block Uncompressed Size** field, then the data has been compressed. For more information about decompressing compressed data, see section [3.1.1.1.3.9](#).

2.2.1.4.15.1 XPRESS Block Header

Stores information about the data stored in an XPRESS Block.

0	1	2	3	4	5	6	7	8	9	10	11	12	13	14	15	16	17	18	19	20	21	22	23	24	25	26	27	28	29	30	31
Block Signature																															
Block Compressed Size																															
Block Uncompressed Size																															

Block Signature (4 bytes): MUST be composed of the four bytes 0x58, 0x42, 0x4c, and 0x4f (or 'X', 'B', 'L', and 'O' in ASCII) as follows.

0	1	2	3	4	5	6	7	8	9	10	11	12	13	14	15	16	17	18	19	20	21	22	23	24	25	26	27	28	29	30	31
0x58								0x42								0x4c								0x4f							

Block Compressed Size (4 bytes): A 32-bit unsigned integer specifying the size of the XPRESS Block's data in bytes, regardless of whether it is compressed. The value of the **Block Compressed Size** field MUST be less than or equal to the value of the **Block Uncompressed Size** field and greater than 0.

Block Uncompressed Size (4 bytes): A 32-bit unsigned integer specifying the size of the XPRESS Block's data when uncompressed. The **Block Uncompressed Size** field MUST be less than or equal to 8,192 bytes.

2.3 Directory Service Schema Elements

DFS-R is configured using AD objects. File replication proceeds between computers within the same forest whose principal names are maintained and authenticated by AD. File **ACLs** are replicated fully as participating computers are expected to use AD to identify ACLs.

The protocol accesses the following Directory Service schema classes and attributes listed in the following table(s).

For the syntactic specifications of the following <Class> or <Class><Attribute> pairs, refer either to:

Active Directory Domain Services (AD/DS) ([\[MS-ADA1\]](#), [\[MS-ADA2\]](#), [\[MS-ADA3\]](#), and [\[MS-ADSC\]](#)).

Or to:

Active Directory Lightweight Directory Services (AD/LDS) ([\[MS-ADLS\]](#)).

Class	Attribute
msDFSR-LocalSettings	msDFSR-Version
msDFSR-Subscriber	msDFSR-MemberReference
msDFSR-Subscription	msDFSR-ConflictPath msDFSR-ConflictSizeInMB msDFSR-ContentSetGuid msDFSR-Enabled msDFSR-Extension msDFSR-Options msDFSR-ReadOnly msDFSR-RootFence msDFSR-RootPath msDFSR-StagingPath msDFSR-StagingSizeInMb msDFSR-DefaultCompressionExclusionFilter
msDFSR-GlobalSettings	No attribute.
msDFSR-ReplicationGroup	msDFSR-Options msDFSR-ReplicationGroupType msDFSR-Schedule msDFSR-TombstoneExpiryInMin nTSecurityDescriptor objectGUID
msDFSR-Content	No attribute.
msDFSR-ContentSet	description msDFSR-DirectoryFilter msDFSR-FileFilter objectGUID
msDFSR-Topology	No attribute.
msDFSR-Member	msDFSR-ComputerReference msDFSR-Keywords objectGUID
Computer	DNSHostName
msDFSR-Connection	FromServer msDFSR-Enabled msDFSR-Keywords msDFSR-Options msDFSR-RdcEnabled msDFSR-RdcMinFileSizeInKb msDFSR-Schedule objectGUID

DFS-R relies on global configuration information (stored in Active Directory) for proper functioning.

These objects prescribe configuration information, in particular the following:

- **replicaSetId:** The [GUID](#) of **replication groups**. They are configured as the **GUID** of an object under the path msDFSR-GlobalSettings/msDFSR-ReplicationGroup.
- **connectionId:** The **GUID** of connections. They are configured as the **GUID** of an object under the path msDFSR-GlobalSettings/msDFSR-ReplicationGroup/msDFSR-Member/msDFSR-Connection.
- **contentSetId:** The **GUID** of a replicated folder. They are configured as the **GUID** of an object under msDFSR-GlobalSettings/msDFSR-ReplicationGroup/msDFSR-Content/msDFSR-ContentSet.
- **Principal names:** The principal authenticated computer names. Computer objects form the basis of an AD configuration.

These are used in the RPC messages and MUST be known to both the server and the client in order for partners to establish trust, communication, and which folders are replicated among them. This section summarizes the set of configuration parameters that are used in AD to configure DFS-R.

An object layout example is illustrated in section [4.3.1](#).

2.3.1 msDFSR-LocalSettings

This object encapsulates the DFS-R settings that are local to a specific computer, and is stored as a child of the computer object representing that specific computer in the directory. By default, the DFSR-LocalSettings object for non-domain controllers will be stored at the following relative directory path.

"CN=DFSR LocalSettings, CN=<computer name>, CN=Computers"

And, by default, the DFSR-LocalSettings object for domain controllers will be stored at the following relative directory path.

"CN=DFSR-LocalSettings,CN=<computer name>,OU=Domain Controllers"

Attributes of this object that are relevant for DFS-R are as follows.

msDFSR-Version: Optional, implementation-defined. [<8>](#)

Exactly one top-level DFS-R LocalSettings object MUST exist for each computer that is configured for replication. Each of these can contain one or more subscriber objects.

ACLs are set on msDFSR-LocalSettings and will be inherited by any child subscriber objects.

The schema definition for this object is provided by the msDFSR-LocalSettings class definition, as specified in [\[MS-ADSC\]](#). **ACLs** are set on msDFSR-LocalSettings to protect changing or disclosing configuration information.

2.3.2 msDFSR-Subscriber

Objects of this class exist under the msDFSR-LocalSettings object and imply that this computer subscribes to a certain replication group.

The following attribute of this object is relevant to DFS-R:

- **msDFSR-MemberReference:** Forward link to msDFSR-Member object in msDFSR—Settings tree. It MUST exist.

Each msDFSR-Subscriber object can contain a reference to one or more msDFSR-Subscription objects. At most, one msDFSR-Member object MUST be referenced from an msDFSR-Subscriber object.

The schema definition for this object is as specified by the msDFSR-Subscriber class definition in [\[MS-ADTS\]](#).

2.3.3 msDFSR-Subscription

Each subscription object represents a replicated folder in the replication group that its parent subscribes to. Objects of this class exist on the msDFSR-Subscriber objects and imply that the computer uses the **topology** specified by the msDFSR-Subscriber object to replicate the folder specified by the attributes of the msDFSR-Subscription object.

The following attributes of this object are relevant to DFS-R:

- **msDFSR-ContentSetGUID:** ContentSet object GUID MUST exist.
- **msDFSR-RootPath:** Full path of the replicated folder root directory MUST exist.
- **msDFSR-RootFence:** Time stamp.
- **msDFSR-StagingPath:** Full path of the replicated folder staging directory.
- **msDFSR-StagingSizeInMb:** The maximum size of the staging directory, in megabytes. Optional.
- **msDFSR-ConflictPath:** Full path of the folder used to store files for which there are replication conflicts.
- **msDFSR-ConflictSizeInMB:** The maximum size of the conflicts folder, in megabytes.
- **msDFSR-Enabled:** Enable and disable replicated folder without removing it from the system.
- **msDFSR-Options:** Bit Flags to control optional behavior. The following bits are used:
 - 0x1: Set if the replicated folder is designated as primary.
 - All other bits are ignored and SHOULD be set to 0.
- **msDFSR-Extension:** In version 0x00050000 of the Distributed File System: Replication (DFS-R) Protocol, MUST be set to 0 and MUST be ignored on receipt. In version 0x00050002 or later of DFS-R, contains a string that specifies a file name pattern to be used to exclude some files from data compression. [<9>](#)
- **msDFSR-ReadOnly:** Specifies whether a replicated folder is configured as read-only. This flag must be set to 1 if the replicated folder is configured read-only and 0 for regular replicated folders. If this flag is set to 1 for a particular replicated folder, DFS-R will roll back changes that occur locally on that replicated folder, instead of replicating them out to other servers in the replication group. This behavior is also known as **read-only replicated folders**. [<10>](#)
 - This flag is optional and if not set, DFSR MUST default to treating the replicated folder as a read-write replicated folder. [<11>](#)

- **msDFSR-DefaultCompressionExclusionFilter:** A comma-separated string listing the file extensions that are not to be compressed by DFSR. The extension * is used to specify that all files are not to be compressed by DFSR. The empty string is used to specify that all files are to be compressed by DFSR. [<12>](#)

Each msDFSR-Subscription object MUST contain a reference to one msDFSR-Content object. At most, one msDFSR-Content object MUST be referenced from an msDFSR-Subscription object.

The schema definition for this object is as specified by the msDFSR-Subscription class definition in [\[MS-ADSC\]](#).

2.3.4 msDFSR-GlobalSettings

Replication topology configurations are grouped under the msDFSR-GlobalSettings object.

The top-level DFS-R global settings object is found in the domain naming context at the following RDN with each domain's AD domainDNS [\[MS-ADSC\]](#) object:

"CN=DFS GlobalSettings, CN=System"

There are no attributes in this container that are significant to DFS-R.

ACLs MAY be set on msDFSR-GlobalSettings and inherited on child objects. There MUST be exactly one msDFSR-GlobalSettings object for every domain where DFS-R is configured for replication.

The schema definition for this object is provided by the msDFSR-GlobalSettings class definition in [\[MS-ADSC\]](#) section 2.103.

2.3.5 msDFSR-ReplicationGroup

Container for content and topology objects. It is found under the msDFSR-GlobalSettings object.

The following attributes of this object are relevant to DFS-R:

- **msDFSR-ReplicationGroupType:** The replication group type; Default is Other=3 (SYSVOL=0, PROTECTION=1, DISTRIBUTION=2, OTHER=3). It MUST exist.
- **msDFSR-TombstoneExpiryInMin:** The replication group or replicated folder tombstones expiration, in minutes.
- **msDFSR-Schedule:** Replication schedule consisting of time intervals where replication is enabled and which contains the bandwidth throttling settings.
- **objectGUID:** The replication group GUID. This corresponds directly to the ID GUID that appears in the RPC interface. It MUST exist.
- **msDFSR-Options:** Bit flags to control certain behavior. The following bits are used:
 - 0x1: Controls how the schedule is interpreted. If 0, the schedule is interpreted in UTC time zone. If 1, the schedule is interpreted in the local time zone.
 - All other bits are ignored and SHOULD be set to 0.
- **nTSecurityDescriptor:** To be used in an implementation-dependent manner. [<13>](#)

Each msDFSR-ReplicationGroup MUST appear as a reference under msDFSR-GlobalSettings. It MUST contain an msDFSR-Content reference and an msDFSR-Topology reference. There MUST be at most

one msDFSR-Content and at most one msDFSR-Topology child object under each msDFSR-ReplicationGroup object.

The schema definition for this object is as specified by the msDFSR-ReplicationGroup class definition in [\[MS-ADSC\]](#) section 2.106.

2.3.6 msDFSR-Content

Container of replication group replicated folder objects.

There are no attributes in this container that are relevant to DFS-R.

Each msDFSR-Content MAY contain references to one or more msDFSR-ContentSet objects. ACLs MAY be set on msDFSR-Content and inherited on child objects.

The schema definition for this object is as specified by the msDFSR-Content class definition in [\[MS-ADSC\]](#) section 2.101.

2.3.7 msDFSR-ContentSet

Subscriber objects on multiple machines link to the same msDFSR-ContentSet, machine-specific attributes that are stored in the subscriber object as outlined before. The msDFSR-ContentSet object, however, stores the global attributes (policies) that are shared for all subscriber machines.

Attributes of this object are the following:

- **objectGUID:** The content set GUID. This attribute MUST exist.
- **description:** A string to be used in an implementation-dependent manner. Used only for informative purposes.
- **msDFSR-FileFilter:** A comma-separated list of 0 or more wildcard file name filters for the replica set. Any file whose name matches any of the filters SHOULD be excluded from replication. The value of this attribute SHOULD contain, at a minimum, "*.tmp,*.bak, ~*".[<14>](#)
- **msDFSR-DirectoryFilter:** A comma-separated list of 0 or more wildcard folder name filters for the replica set. Any folder whose name matches any of the filters SHOULD be excluded from replication.

The schema definition for this object is as specified by the msDFSR-ContentSet class definition in [\[MS-ADSC\]](#) section 2.102.

2.3.8 msDFSR-Topology

Container for all topology objects—namely, members and connections.

There are no relevant attributes of the msDFSR-Topology object, it is only relevant as a container for msDFSR-Member objects.

Each msDFSR-Topology MAY contain references to one or more msDFSR-Member objects.

The schema definition for this object is as specified by the msDFSR-Topology class definition in [\[MS-ADSC\]](#) section 2.109.

2.3.9 msDFSR-Member

Member objects represent a computer object in a replication group. Each computer that participates in a replication group MUST have one corresponding member object.

The following attributes of this object are relevant to DFS-R:

- **objectGUID:** The member GUID. This corresponds directly to the member GUID that appears in the RPC interface. MUST exist.
- **msDFSR-ComputerReference:** Distinguished name (DN) of the computer object associated with this member object. MUST exist.
- **msDFSR-Keywords:** A string to be used in an implementation-dependent manner. [<15>](#<15>)

Each msDFSR-Member object contains 0 or more msDFSR-Connection objects. An msDFSR-Member object can contain more than one msDFSR-Connection object with the same partner. DFS-R picks only one such connection by sorting connections alphabetically (by converting the connection GUID to a string) and picks the first one.

The schema definition for this object is as specified by the msDFSR-Member class definition in [\[MS-ADSC\]](#) section 2.105.

2.3.10 Computer

The following attribute of this object is relevant to DFS-R:

- **DNSHostName:** String that specifies the **fully qualified domain name (FQDN)** of the partner. The format of an FQDN follows the format of FQDN used in URIs. This format is specified in [\[RFC3986\]](#).

2.3.11 msDFSR-Connection

Each object of this class represents a directional connection between two machines only.

The following attributes of this object are relevant to DFS-R:

- **objectGUID:** The connection GUID. This attribute MUST exist.
- **FromServer:** DN of the inbound partner (other msDFSR-Member object). MUST exist.
- **msDFSR-Enabled:** Boolean that specifies whether this connection is enabled or disabled.
- **msDFSR-Schedule:** A binary attribute that contains the replication schedule, as defined below.
- **msDFSR-Keywords:** A string to be used in an implementation-dependent manner. [<16>](#<16>)
- **msDFSR-RdcEnabled:** Enable or disable RDC transfers on a connection.
- **msDFSR-RdcMinFileSizeInKB:** Minimum size threshold for enabling RDC transfers.
- **msDFSR-Options:** Bit flags to control certain behavior. The following bits are used:
 - 0x1: Controls how the schedule is interpreted. If 0, the schedule is interpreted in UTC time zone. If 1, the schedule is interpreted in the local time zone.
 - All other bits are ignored and SHOULD be set to 0.

Each msDFSR-Connection object MUST NOT use the same msDFSR-Member object as the client and server.

The schema definition for this object is as specified by the msDFSR-Connection class definition in [\[MS-ADSC\]](#) section 2.100.

A Schedule is a binary attribute of size 336 bytes (2*24*7) that represents a schedule for a week. Each hour is represented as a 16-bit integer. Every hour is divided into four quarters, each of which occupies 4 bits. A schedule starts out specifying the time windows, starting from Sunday midnight in either UTC or system local time.

0	1	2	3	4	5	6	7	8	9	10	11	12	13	14	15	16	17	18	19	20	1	2	3	4	5	6	7	8	9	30	1
Sun 00:00																Sun 01:00															
02:00				02:15				02:30				02:45				Sun 03:00															
Sun 04:00																Sun 05:00															
Sun 06:00																Sun 07:00															
Sun 08:00																Sun 09:00															
Sun 10:00																Sun 11:00															
Sun 12:00																Sun 13:00															
Sun 14:00																Sun 15:00															
Sun 16:00																Sun 17:00															
Sun 18:00																Sun 19:00															
Sun 20:00																Sun 21:00															
Sun 22:00																Sun 23:00															
Mon 00:00																...															

The 4 bits that store the schedule data for each quarter hour contain one of the 16 values ranging from 0x0 to 0xF. A value of 0x0 indicates that the replication schedule is off for that quarter-hour in the schedule. A value of 0xF indicates that replication is on for that quarter-hour in the schedule with full bandwidth. The levels in between are used in an implementation-defined way. [<17>](#)

3 Protocol Details

3.1 Common Details

The following figure illustrates the main components of the Distributed File System: Replication (DFS-R) Protocol synchronization core.

The left side of the figure illustrates the server actions and the right side summarizes the client state machines. On the server, file creations, changes, and deletions are picked up from the file system and inserted into a database. Changes to the database trigger version chain vector change notifications that are managed by a Join module, as depicted on the upper left of the figure. In response, the client, which maintains an inbound connection (also known as InConnection), requests the server's version chain vector, and then requests updates for the changes that are not already known to the client. The server sends the updates to the client, which are managed by a Meet module, as depicted on the lower right of the figure. The Meet module resolves name conflicts (different files created on multiple replication partners that have the same filename) and downloads and installs the updated file contents, which are served by the server's outbound connection (also known as OutConnection), to the local file system.

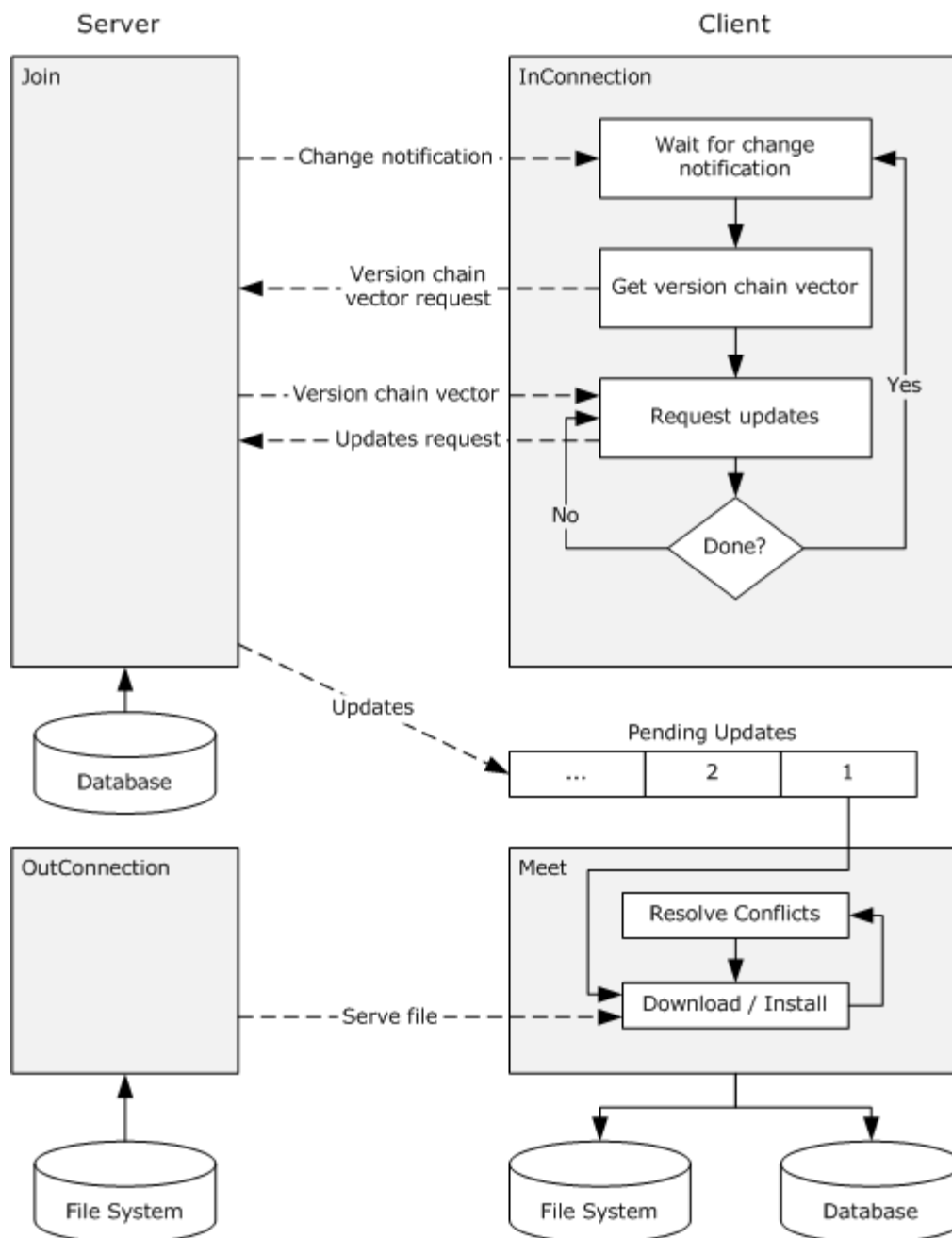


Figure 2: Main components of the DFS-R synchronized core

The main protocol of DFS-R is initiated by the client, and is used to transfer metadata and data from the server (upstream partner) to the client. DFS-R may be configured to replicate in both directions, in which case there are two separate instances of the protocol operating between a pair of machines. Each machine, then, is both a client and a server.

3.1.1 Abstract Data Model

This section describes a conceptual model of possible data organization that an implementation maintains to participate in this protocol. The described organization is provided to facilitate the explanation of how the protocol behaves. This document does not mandate that implementations adhere to this model as long as their external behavior is consistent with that described in this document.

The overview, as specified in section [3.1](#), indicates a possible organization. These implementations are slightly elaborated on here because they may help in understanding the Distributed File System: Replication (DFS-R) Protocol in context. It should be clear that an implementation is in no way bound by this organization.

InConnection: A **logical connection** object maintained by the **client** to group state pertaining to a configured connection with the **server**.

File Replication Store: The store where replicated files reside and are changed. The store maintains file data and organizes the data in a way that is specific to the semantics of the store.

Database: A store that holds the metadata of replicated files, including updates and version chain vectors.

Note The abstract data model can be implemented in a variety of ways. This protocol does not prescribe or advocate any specific implementation technique.

3.1.1.1 Compression

Many of the [FrsTransport methods](#) use compression to reduce the amount of data that is returned to the client. This section describes algorithms and a conceptual model of possible data organization that an implementation maintains in order to decompress compressed data. The described organization is provided to facilitate the explanation of how the algorithm behaves. Error checking and handling has been omitted from all algorithms in the interests of clarity. This document does not mandate that implementations adhere to this model as long as their external behavior is consistent with what is described in this document.

3.1.1.1.1 Pseudocode Conventions

The following pseudocode conventions are used when defining algorithms.

Syntax	Semantics
$x := y$	Assign y to x
$x = y$	Compare x and y for equality
$x <> y$	Compare x and y for inequality
$x << y$	Left-shift x by y bits
$x >> y$	Right-shift x by y bits
$x \& y$	Perform the logical-AND operation on x and y
$x[y]$	Access the element at index y in array x . All array indices are zero-based
$x.y$	Access the member named y of data structure x

Note that all algorithms assume a little-endian computer architecture.

3.1.1.1.2 Data Structures

3.1.1.1.2.1 PREFIX_CODE_NODE

The PREFIX_CODE_NODE data structure represents a node in a Huffman prefix code tree.

Members

- **USHORT symbol**: Stores the symbol encoded by this node in the prefix code tree.
- **BOOL leaf**: Indicates whether this node is a leaf in the tree.
- **PREFIX_CODE_NODE child[2]**: Points to the node's two children. The value NIL is used to indicate that a particular child does not exist.

3.1.1.1.2.2 PREFIX_CODE_SYMBOL

The PREFIX_CODE_SYMBOL data structure is used to represent information about a Huffman-encoded symbol.

Members

- **USHORT symbol**: Stores the symbol.
- **USHORT length**: Stores the symbol's Huffman prefix code length.

3.1.1.1.2.3 BITSTRING

The BITSTRING data structure is used to represent a byte array as a bit string from which individual bits can be read.

Members

- **UCHAR source**: The byte array.
- **ULONG index**: The index in source from which the next set of bits will be pulled when the bits in mask have been consumed.
- **ULONG mask**: Stores the next bits to be consumed in the bit string.
- **LONG bits**: Stores the number of bits in mask that remain to be consumed.

3.1.1.1.3 Procedures

3.1.1.1.3.1 PrefixCodeTreeRebuild

Rebuilds the Huffman prefix code tree that will be used to decode symbols during decompression.

Parameters

- **in UCHAR input[256]**: A 256-byte buffer that contains the canonical encoding of the Huffman prefix code tree that was used to compress the data.
- **inout PREFIX_CODE_NODE treeNodes[1024]**: A 1024-element PREFIX_CODE_NODE array in which the procedure rebuilds the Huffman prefix code tree.

Return Value

Returns the PREFIX_CODE_NODE in treeNodes that represents the root of the rebuilt Huffman prefix code tree

Algorithm

```
PREFIX_CODE_NODE root
PREFIX_CODE_SYMBOL symbolInfo[512]
ULONG i
ULONG j
ULONG mask
ULONG bits

for i from 0 to 1023
    treeNodes[i].symbol := 0
    treeNodes[i].leaf := FALSE
    treeNodes[i].child[0] := NIL
    treeNodes[i].child[1] := NIL
endfor

for i from 0 to 255
    symbolInfo[2*i].symbol := 2*i
    symbolInfo[2*i].length := input[i] & 15

    symbolInfo[2*i+1].symbol := 2*i+1
    symbolInfo[2*i+1].length := input[i] >> 4
endfor

SortSymbols(symbolInfo)

i := 0
while (i < 512) and (symbolInfo[i].length = 0)
    i := i + 1
endwhile

mask := 0
bits := 1

root := treeNodes[0]
root.leaf := FALSE

j := 1
for i from i to 511
    treeNodes[j].symbol := symbolInfo[i].symbol
    treeNodes[j].leaf := TRUE
    mask := mask << (symbolInfo[i].length - bits)
    bits := symbolInfo[i].length
    j := PrefixCodeTreeAddLeaf(treeNodes, j, mask, bits)
    mask := mask + 1
endfor

return root
```

3.1.1.1.3.2 PrefixCodeTreeAddLeaf

Links a symbol's PREFIX_CODE_NODE into its correct position in a Huffman prefix code tree.

Parameters

- **inout PREFIX_CODE_NODE treeNodes[1024]:** A 1024 element PREFIX_CODE_NODE array that contains the Huffman prefix code tree's nodes.
- **in ULONG leafIndex:** The index in treeNodes of the node to link into the tree.
- **in ULONG mask:** The symbol's prefix code.
- **in ULONG bits:** The number of bits in the symbol's prefix code.

Return Value

Returns the index in treeNodes of the next node to be processed.

Algorithm

```
PREFIX_CODE_NODE node := treeNodes[0]
ULONG i := leafIndex + 1
ULONG childIndex

while bits > 1
    bits := bits - 1
    childIndex := (mask >> bits) & 1
    if node.child[childIndex] = NIL
        node.child[childIndex] := treeNodes[i]
        treeNodes[i].leaf := FALSE
        i := i + 1
    endif
    node := node.child[childIndex]
endwhile
node.child[mask & 1] := treeNodes[leafIndex]
return i
```

3.1.1.1.3.3 SortSymbols

Performs a stable sort of an array of PREFIX_CODE_SYMBOLS in order from least to greatest. The ordering of symbols is determined by the CompareSymbols procedure (see section [3.1.1.1.3.4](#)).

Parameters

- **inout PREFIX_CODE_SYMBOL symbols[512]:** A 512 element PREFIX_CODE_SYMBOL array.

Return Value

None

Algorithm

Any stable sorting algorithm that respects the ordering imposed by the CompareSymbols procedure may be used.

3.1.1.1.3.4 CompareSymbols

Determines the sort order of one PREFIX_CODE_SYMBOL relative to another.

Parameters

- **in PREFIX_CODE_SYMBOL a:** The first PREFIX_CODE_SYMBOL.
- **in PREFIX_CODE_SYMBOL b:** The second PREFIX_CODE_SYMBOL.

Return Value

Return value	Order of a relative to b
< 0	a is less than b
0	a is equivalent to b
> 0	a is greater than b

Algorithm

```
if a.length < b.length
    return -1
elseif a.length > b.length
    return 1
elseif a.symbol < b.symbol
    return -1
elseif a.symbol > b.symbol
    return 1
else
    return 0
endif
```

3.1.1.1.3.5 BitstringInit

Initializes a BITSTRING data structure.

Parameters

- **inout BITSTRING bstr:** The bit string to initialize.
- **in UCHAR source:** The byte array that is the backing store for the bit string.
- **in ULONG index:** The index in source at which the bit string starts.

Return Value

None.

Algorithm

```
bstr.mask := (16 bits starting at source[index] as a USHORT)
bstr.mask := bstr.mask << 16
index := index + 2
bstr.mask := bstr.mask + (16 bits starting at source[index] as a USHORT)
index := index + 2
bstr.bits := 32
bstr.source := source
bstr.index := index
```

3.1.1.1.3.6 BitstringLookup

Returns the next n bits from the front of a bit string.

Parameters

- **inout BITSTRING bstr**: The bit string.
- **in LONG n**: The number of bits to return.

Return Value

A ULONG that stores the n bits at the front of the bit string.

Algorithm

```
if n = 0
    return 0
else
    return bstr.mask >> (32 - n)
endif
```

3.1.1.1.3.7 BitstreamSkip

Advances the bit string's cursor by n bits.

Parameters

- **inout BITSTRING bstr**: The bit string.
- **in LONG n**: The number of bits that the bit string's cursor will be advanced.

Return Value

None.

Algorithm

```
bstr.mask := bstr.mask << n
bstr.bits := bstr.bits - n
if bstr.bits < 16
    bstr.mask := bstr.mask +
        ((16 bits starting at bstr.source[bstr.index] as a USHORT) <<
        (16 - bstr.bits))
    bstr.index := bstr.index + 2
    bstr.bits := bstr.bits + 16
endif
```

3.1.1.1.3.8 PrefixCodeTreeDecodeSymbol

Returns the symbol encoded by the next prefix code in a bit string.

Parameters

- **inout BITSTRING bstr**: A bit string.
- **in PREFIX_CODE_NODE root**: The root node of a Huffman prefix code tree.

Return Value

Returns a ULONG containing the value of the next symbol that was encoded in the bit string.

Algorithm

```
ULONG bit
PREFIX_CODE_NODE node := root

do
    bit := BitstringLookup(bstr, 1)
    BitstringSkip(bstr, 1)
    node := node.child[bit]
while node.leaf = FALSE
return node.symbol
```

3.1.1.1.3.9 Decompress

Decompresses a buffer of data.

Parameters

- **in UCHAR input**: A buffer of compressed data.
- **in ULONG outputSize**: The size of the original (uncompressed) data in bytes.
- **inout UCHAR output[outputSize]**: A buffer into which the procedure writes the decompressed data.

Return Value

None

Remarks

While many of the [FrsTransport methods](#) are capable of compressing returned data, it is not always desirable or even possible to compress the returned data. FrsTransport methods that are capable of returning compressed data will always return information specifying the size of the original data. It is the caller's responsibility to determine if the returned data is compressed. If the size of the compressed data buffer that is returned by the server in bytes is equal to the size in bytes of the original (uncompressed) data, then the buffer returned by the server contains uncompressed data.

Algorithm

```
ULONG i := 0
ULONG stopIndex := i + outputSize
ULONG symbol
ULONG length
LONG offset
PREFIX_CODE_NODE root
```

```

PREFIX_CODE_NODE prefixCodeTreeNodes[1024]
BITSTRING bstr

root := PrefixCodeTreeRebuild(input, prefixCodeTreeNodes)

BitstringInit(bstr, input, 256)

while i < stopIndex
    symbol := PrefixCodeTreeDecodeSymbol(bstr, root)
    if symbol < 256
        output[i] := (symbol as a UCHAR)
        i := i + 1
    else
        symbol := symbol - 256
        length := symbol & 15
        symbol := symbol >> 4

        offset := (1 << symbol) + BitstringLookup(bstr, symbol)
        offset := -1 * offset

        if length = 15
            length := bstr.source[bstr.index] + 15
            bstr.index := bstr.index + 1

            if length = 270
                length :=
                    (16 bits starting at bstr.source[bstr.index] as a USHORT)
                bstr.index := bstr.index + 2
            endif
        endif

        BitstringSkip(bstr, symbol)

        length := length + 3
        do
            output[i] := output[i + offset]
            i := i + 1
            length := length - 1
            while length <> 0
        endwhile
    endif
endwhile

```

3.1.2 Timers

DFS-R is primarily an event-driven protocol. Actions are taken in response to external stimulus, such as changes in the **File Replication Store**. This implementation contains a few implementation-specific timers. These timers are summarized separately for the client and server behaviors in sections [3.3.2](#) and [3.2.2](#).

3.1.3 Initialization

Both clients and servers initialize by obtaining their configuration. Sections [3.3.3](#) and [3.2.3](#) specify client-specific and server-specific initialization.

3.1.4 Message Processing Events and Sequencing Rules

Section [3.3.1](#) summarizes the client state machine for synchronization. Section [3.1.1](#) summarizes the corresponding server sequencing.

3.1.5 Timer Events

Timer events are documented separately for clients and servers.

3.1.6 Other Local Events

Volume dismounts and errors. The per-replicated folder state gets reset when encountering errors that prevent processing files on the volume on which they reside. At the protocol level, such events result in discontinuing per-replicated folder replication activity. On the server side, this amounts to failing RPC calls that are specific to the particular replicated folders. Locally, volume state is rechecked based on a periodic timer. Remotely, a client attempts to reestablish per-replicated folder sessions by using the `EstablishSession` RPC call. The call is retried using an exponential backoff scheme with a maximal time-out of 5 minutes. That is, retries are first attempted with a delay of 1 second, then a delay of 2 seconds, then delays of 4, 8, 16, 32, 64, 128, and 256 seconds, and are then followed by delays of 300 seconds. [<18>](#)

3.2 Server Details

3.2.1 Abstract Data Model

Outbound Connection: A logical connection object maintained by the server to represent a connection between itself and a client in a particular replication group. All of the client's replication requests to the server in the related replication group are made in the context of this logical connection. An outbound connection is created when a client issues a call to the [EstablishConnection](#) method.

DFS-R servers terminate logical connections that have been disabled or removed from the updated configuration. [<19>](#)

Replicated Folder Session: A logical session maintained by the server for a replicated folder. Every replicated folder session is associated with a single outbound connection, where the replicated folder session's replicated folder and the outbound connection's connection both exist in the same replication group. All further client calls pertaining to the associated replicated folder are made within the context of its replicated folder session. A replicated folder session is created when a client issues a call to the [EstablishSession](#) method.

3.2.2 Timers

Version vector request time-out: The server tears down connection associations when a client establishes a session, but the client does not request version vectors in a timely fashion. Logically, there is no requirement that the client requests version vectors within a time limit, so the default time-out is 12 hours.

Time-outs on open file handles: When a client requests to initialize a file transfer, the server opens a context handle, which indirectly causes resources, such as file handles, to be kept open on the server. The server maintains a 2-minute time-out for inactivity on the open context handles before closing them.

3.2.3 Initialization

None. Servers await connection attempts from configured clients.

3.2.4 Message Processing Events and Sequencing Rules

3.2.4.1 FrsTransport Methods

Methods in RPC Opnum Order

Method	Description
CheckConnectivity	Called by a client to check whether the server is reachable and has been configured to replicate with the client. Opnum: 0
EstablishConnection	Establishes a logical connection from a client to a server. Opnum: 1
EstablishSession	Establishes a logical relationship on the server for a replicated folder. Opnum: 2
RequestUpdates	Obtains file metadata in the form of updates from a server. Opnum: 3
RequestVersionVector	Obtains the version chain vector persisted on a server. Opnum: 4
AsyncPoll	Registers an asynchronous callback for a server to provide version chain vectors. Opnum: 5
RequestRecords	Retrieves UUIDs and GVSNs that a server persists. Opnum: 6
UpdateCancel	Used by a client to indicate to a server that it could not process an update. Opnum: 7
RawGetFileData	Transfers successive segments from a file. Opnum: 8
RdcGetSignatures	Obtains RDC signature data from a server. Opnum: 9
RdcPushSourceNeeds	Registers requests for file ranges on a server. Opnum: 10
RdcGetFileData	Obtains file ranges whose requests have previously been registered on a server. Opnum: 11
RdcClose	Informs the server that the server context information can be released. Opnum: 12

Method	Description
InitializeFileTransferAsync	Used by a client to start a file download. Opnum: 13
Opnum14NotUsedOnWire	Reserved for local use. Opnum: 14
RawGetFileDataAsync	Used instead of calling RawGetFileData multiple times to obtain file data. Opnum: 15
RdcGetFileDataAsync	Used instead of calling RdcGetFileData multiple times to obtain file data. Opnum: 16

In the previous table, the term "Reserved for local use" means that the client MUST NOT send the opnum, and the server behavior is undefined as it does not affect interoperability. [<20>](#)

3.2.4.1.1 CheckConnectivity (Opnum 0)

The **CheckConnectivity** method determines whether a server can establish an outbound connection (see the [EstablishConnection](#) method specified in section [3.2.4.1.2](#)).

```
DWORD CheckConnectivity(
    [in] FRS_REPLICA_SET_ID replicaSetId,
    [in] FRS_CONNECTION_ID connectionId
);
```

replicaSetId: The [GUID](#) of the outbound connection's replication group (see the **objectGUID** attribute specified in section [2.3.5](#)).

connectionId: The **GUID** of the outbound connection (see the **objectGUID** attribute specified in section [2.3.11](#)) in the specified replication group.

Return Values: The method MUST return 0 on success or a nonzero error code on failure. All nonzero values MUST be treated as equivalent failures unless otherwise specified.

Return value/code	Description
0x00000000 ERROR_SUCCESS	The method completed successfully. The server is ready to establish the specified outbound connection.

Exceptions Thrown: No exceptions are thrown beyond those thrown by the underlying RPC protocol [\[MS-RPCE\]](#).

Validating the connectivity check request: The server validates the connectivity check request by performing the following checks.

- If the server is not a member of the specified replication group it MUST fail the call with an implementation-defined failure value.
- If the specified connection does not exist in the specified replication group's configuration, then the server MUST fail the call with an implementation-defined failure value.

- If the specified connection is disabled (see the **msDFS-R-Enabled** attribute specified in section [2.3.11](#)), then the server MUST fail the call with an implementation-defined value.
- If the server is not the specified connection's outbound partner, then the server MUST fail the call with an implementation-defined failure value.

Actions Triggered: Upon successfully verifying the connection check request, the server MUST determine whether it is ready to process a call to the **EstablishConnection** method. The details of this test are implementation-specific. If the server is ready to process a call to the **EstablishConnection** method for the specified connection, then the server MUST complete the call successfully by returning ERROR_SUCCESS. If the server is not ready to process a call to the **EstablishConnection** method for the specified connection, then the server MUST fail the call with an implementation-defined failure value.

3.2.4.1.2 EstablishConnection (Opnum 1)

The **EstablishConnection** method establishes an outbound connection, uniquely identified by a replication group ID/connection ID pair, from a client to a server. An outbound connection to the server is required before most other operations can be performed.

```
DWORD EstablishConnection(
    [in] FRS_REPLICA_SET_ID replicaSetId,
    [in] FRS_CONNECTION_ID connectionId,
    [in] DWORD downstreamProtocolVersion,
    [in] DWORD downstreamFlags,
    [out] DWORD* upstreamProtocolVersion,
    [out] DWORD* upstreamFlags
);
```

replicaSetId: The [GUID](#) of the outbound connection's replication group (see the **objectGUID** attribute specified in section [2.3.5](#)).

connectionId: The **GUID** of the outbound connection (see the **objectGUID** attribute specified in section [2.3.11](#)) in the specified replication group.

downstreamProtocolVersion: Identifies the version of the DFS-R protocol implemented by the client. Currently implemented protocol versions are specified in section [2.2.1.1.1](#).

downstreamFlags: This parameter is unused and SHOULD be set to 0 by the client. [<21>](#)

upstreamProtocolVersion: Receives the version of the DFS-R protocol implemented by the server. Currently implemented protocol versions are specified in section [2.2.1.1.1](#).

upstreamFlags: A flags bitmask. The server MUST set the TRANSPORT_SUPPORTS_RDC_SIMILARITY bit flag to 1 if the server supports RDC similarity (as specified in [\[MS-RDC\]](#) section 3.1.5.4). Otherwise, the server MUST clear this bitmask (set all bits to 0). The client MUST ignore any bit flags other than TRANSPORT_SUPPORTS_RDC_SIMILARITY.

Return Values: The method MUST return 0 on success or a nonzero error code on failure. For protocol purposes all nonzero values MUST be treated as equivalent failures unless otherwise specified.

Return value/code	Description
0x00000000 ERROR_SUCCESS	The method completed successfully.
0x0000235A FRS_ERROR_INCOMPATIBLE_VERSION	The client's DFS-R protocol version is not compatible with the server's DFS-R protocol version.

Exceptions Thrown: No exceptions are thrown beyond those thrown by the underlying RPC protocol [\[MS-RPCE\]](#).

Validating the connection request: The server must validate the connection request by performing the following checks.

- If the server is not a member of the specified replication group it MUST fail the call with an implementation-defined failure value.
- If the specified connection does not exist in the specified replication group's configuration and the replication group's type (see the **msDFSR-ReplicationGroupType** attribute specified in section [2.3.5](#)) is not SYSVOL then the server MUST fail the call with an implementation-defined failure value.
- If the replication group's type is SYSVOL and the client is not a domain controller in the same domain as the server, or if the server is not a domain controller, then the server MUST fail the call with an implementation-defined failure value.
- If the specified connection is disabled (see the **msDFSR-Enabled** attribute specified in section [2.3.11](#)) then the server MUST fail the call with an implementation-defined value.
- If the server is not the specified connection's outbound partner, or the client is not the connection's inbound partner (see the **FromServer** attribute specified in section [2.3.11](#)) then the server MUST fail the call with an implementation-defined failure value.
- If the client's protocol version number is 0x00050001, or if the client's protocol's major version number (see section [2.2.1.1.1](#)) is not equal to the server protocol's major version number, then the server MUST fail the call with the FRS_ERROR_INCOMPATIBLE_VERSION failure value.

Actions Triggered: Upon successfully validating the connection request, the server establishes an outbound connection with the client.

If the specified connection does not exist in the specified replication group's configuration and the replication group's type is SYSVOL, then the server MUST behave as if the replication group's configuration contains an enabled connection in which the server is the connection's outbound partner and the client is the connection's inbound partner.

The server MUST ensure that no more than one outbound connection for a unique replicaSetId / connectionId pair exists with the client at the same time. If an outbound connection with the client already exists for the same unique replicaSetId / connectionId pair, the server MUST replace the pre-existing connection with a new connection. The pre-existing outbound connection MUST be torn down by the server, and all outstanding calls associated with the pre-existing connection MUST be completed with an implementation-defined failure value.

3.2.4.1.3 EstablishSession (Opnum 2)

The **EstablishSession** method is used to establish a replicated folder session between the client and server after the client has successfully established an outbound connection with the server via a

call to the [EstablishConnection](#) method. A replicated folder session with the server is required before most other operations associated with the specified replicated folder can be performed.

```
DWORD EstablishSession(  
    [in] FRS_CONNECTION_ID connectionId,  
    [in] FRS_CONTENT_SET_ID contentSetId  
);
```

connectionId: The [GUID](#) of an outbound connection (see the **objectGUID** attribute specified in section [2.3.11](#)) that the client established by a previous call to the **EstablishConnection** method.

contentSetId: The **GUID** of the replicated folder (see the **objectGUID** specified in section [2.3.7](#)) in the specified connection's replication group.

Return Values: The method MUST return 0 on success or a nonzero error code on failure. For protocol purposes all nonzero values MUST be treated as equivalent failures unless otherwise specified.

Return value/code	Description
0x00000000 ERROR_SUCCESS	The method completed successfully.
0x00002342 FRS_ERROR_CONNECTION_INVALID	The connection is invalid.
0x00002375 FRS_ERROR_CONTENTSET_READ_ONLY	The replicated folder is read-only.

Exceptions Thrown: No exceptions are thrown beyond those thrown by the underlying RPC protocol [\[MS-RPCE\]](#).

Validating the session request: The server must validate the session request by performing the following checks.

- If an outbound connection for the specified connection is not established between the client and server (see the **EstablishConnection** method) then the server MUST fail the call with the FRS_ERROR_CONNECTION_INVALID failure value.
- If the server is not currently participating in the replication of the specified replicated folder, then the server MUST fail the call with an implementation-defined failure value.
- If the specified replicated folder is read-only (see the **msDFSReadOnly** attribute specified in section [2.3.3](#)) then the server MUST fail the call with the FRS_ERROR_CONTENTSET_READ_ONLY failure value.
- If the specified replicated folder is disabled (see the **msDFSReadEnabled** attribute specified in section [2.3.3](#)) then the server MUST fail the call with an implementation-defined failure value.

Actions Triggered: Upon successfully validating the session request, the server establishes a replicated folder session for the specified replicated folder with the client.

The server MUST ensure that no more than one replicated folder session for a unique *connectionId* / *contentSetId* pair exists with the client at the same time. If a replicated folder session with the client already exists for the same unique *connectionId* / *contentSetId* pair, the server MUST replace the

pre-existing session with a new session. The pre-existing replicated folder session MUST be torn down by the server, and all outstanding calls associated with the pre-existing session MUST be completed with an implementation-defined failure value.

3.2.4.1.4 RequestUpdates (Opnum 3)

The **RequestUpdates** method is used to obtain a specified set of updates (replicated file metadata) from a server.

```
DWORD RequestUpdates(  
    [in] FRS_CONNECTION_ID connectionId,  
    [in] FRS_CONTENT_SET_ID contentSetId,  
    [in, range(0,256)] DWORD creditsAvailable,  
    [in, range(0,1)] long hashRequested,  
    [in, range(UPDATE_REQUEST_ALL, UPDATE_REQUEST_LIVE)]  
        UPDATE_REQUEST_TYPE updateRequestType,  
    [in] unsigned long versionVectorDiffCount,  
    [in, size_is(versionVectorDiffCount)]  
        FRS_VERSION_VECTOR* versionVectorDiff,  
    [out, size_is(creditsAvailable), length_is(*updateCount)]  
        FRS_UPDATE* frsUpdate,  
    [out] DWORD* updateCount,  
    [out] UPDATE_STATUS* updateStatus,  
    [out] GUID* gvsnDbGuid,  
    [out] DWORDLONG* gvsnVersion  
);
```

connectionId: The [GUID](#) of an outbound connection (see the **objectGUID** attribute specified in section [2.3.11](#)) that the client established by a previous call to the [EstablishConnection](#) method.

contentSetId: The **GUID** of the replicated folder (see the **objectGUID** attribute specified in section [2.3.7](#)) in the specified connection's replication group.

creditsAvailable: The maximum number of updates that the client can receive in the *frsUpdate* buffer.

hashRequested: The client sets the *hashRequested* parameter to TRUE to request that the server compute the hash (see the **hash** field of the [FRS_UPDATE](#) structure specified in section [2.2.1.4.4](#)) for each update that it sends, or FALSE if the hashes are not desired. The server SHOULD compute hashes when hashes are requested, although it is not required to do so. Computing a file's **hash** requires DFS-R to read the file's data. It is possible that another process has already opened the file for exclusive access, which prevents DFS-R from computing the file **hash**. In this scenario, the DFS-R server does not compute the **hash** even if the client requested that it does.

updateRequestType: The value from the [UPDATE_REQUEST_TYPE](#) enumeration that indicates the type of replication updates requested.

versionVectorDiffCount: The number of items specified in the *versionVectorDiff* parameter.

versionVectorDiff: The set of [FRS_VERSION_VECTOR](#) structures that specifies what updates the client requires from the server. This parameter specifies the difference between the client's version vector and the client's most recent copy of the server's version vector obtained from a previous call to the [RequestVersionVector](#) method.

frsUpdate: The set of **FRS_UPDATE** structures that describes the update that occurred to each of the files to be replicated.

updateCount: The number of updates that the server wrote into the *frsUpdate* buffer.

updateStatus: The value from the [UPDATE_STATUS](#) enumeration that specifies if all of the requested updates have been sent by the server.

gvsndbGuid: The GVSN GUID (as specified in [\[MS-DTYP\]](#) section 2.3.2) for the last field in the *versionVectorDiff* that was processed.

gvsnVersion: The version of the *gvsndbGuid*.

Return Values: The method MUST return 0 on success or a nonzero error code on failure. For protocol purposes all nonzero values MUST be treated as equivalent failures unless otherwise specified.

Return value/code	Description
0x00000000 ERROR_SUCCESS	The method completed successfully.
0x00002344 FRS_ERROR_CONTENTSET_NOT_FOUND	The content set was not found.

Exceptions Thrown: No exceptions are thrown beyond those thrown by the underlying RPC protocol [\[MS-RPCE\]](#).

Validating the updates request: The server must validate the updates request by performing the following checks.

- If an outbound connection for the specified connection is not established between the client and server (see the **EstablishConnection** method) then the server MUST fail the call an implementation-defined failure value.
- If a replicated folder session for the specified replicated folder is not established between the client and server (see the [EstablishSession](#) method) then the server MUST fail the call with the FRS_ERROR_CONTENTSET_NOT_FOUND failure value.
- If the contents of the *versionVectorDiff* parameter are invalid (see section [2.2.1.4.1](#) for the **FRS_VERSION_VECTOR** structure requirements) then the server MUST fail the call with an implementation-defined failure value.

Actions Triggered: Upon successfully validating the update request, the server MUST send as many of the requested updates as fit in the *frsUpdate* buffer. The server sends records for the GVSNs that are known to the server, appear in the specified *versionVectorDiff* parameter, and are of the type specified by the *updateRequestType* parameter.

If the value of *updateRequestType* parameter is UPDATE_REQUEST_ALL and there are tombstone updates to send, the server MUST place the tombstone updates ahead of the live updates in the *frsUpdate* buffer.

The server MUST indicate to the client if there are more of the requested updates to be retrieved by setting the *updateStatus* parameter to one of the following values.

- **UPDATE_STATUS_DONE:** There are no more updates in the scope of the supplied version chain vector.

- **UPDATE_STATUS_MORE:** There are potentially more updates from the supplied version chain vector.

If all of the requested updates could not be sent to the client because of credit limitations, the *gvsndbGuid* and *gvsnVersion* parameters allow the server to indicate to the client how much of the *versionVectorDiff* has been processed during this call. The returned GVSN (formed by the parameter pair *gvsndbGuid* / *gvsnVersion*) is a cursor into the *versionVectorDiff*. The cursor MUST be set to the last GVSN covered by *versionVectorDiff* that was considered for populating the *frsUpdate* buffer. The cursor is used by the client to determine which remaining updates it should request during subsequent calls to the **RequestUpdates** method.

3.2.4.1.5 RequestVersionVector (Opnum 4)

The **RequestVersionVector** method is used to obtain the version chain vector persisted on a server or to request notification when the server's version chain vector changes.

```
DWORD RequestVersionVector(
    [in] DWORD sequenceNumber,
    [in] FRS_CONNECTION_ID connectionId,
    [in] FRS_CONTENT_SET_ID contentSetId,
    [in, range(REQUEST_NORMAL_SYNC, REQUEST_SUBORDINATE_SYNC)]
        VERSION_REQUEST_TYPE requestType,
    [in, range(CHANGE_NOTIFY, CHANGE_ALL)]
        VERSION_CHANGE_TYPE changeType,
    [in] ULONGLONG vvGeneration
);
```

sequenceNumber: The sequence number for this request. The sequence number is used to pair the version vector request with the asynchronous response in [AsyncPoll](#). During a given session, the client SHOULD supply a unique sequence number for each call to this function or else they will not be able to match server responses via the **AsyncPoll** method to the original version vector request.

connectionId: The [GUID](#) of an outbound connection (see the **objectGUID** attribute specified in section [2.3.11](#)) that the client established by a previous call to the [EstablishConnection](#) method.

contentSetId: The **GUID** of the replicated folder (see the **objectGUID** attribute specified in section [2.3.7](#)) in the specified connection's replication group.

requestType: The value from the [VERSION_REQUEST_TYPE](#) enumeration that describes the type of replication sync to perform.

changeType: The value from the [VERSION_CHANGE_TYPE](#) enumeration that indicates whether to notify change only or send the entire version chain vector.

vvGeneration: The *vvGeneration* parameter is used to calibrate what incarnation of the server's version chain vector is known to the client. The client supplies the last generation number that it received from the server when the *requestType* parameter is set to REQUEST_NORMAL_SYNC. Otherwise the client MUST supply zero.

Return Values: This method MUST return 0 on success or a nonzero error code on failure. For protocol purposes all nonzero values MUST be treated as equivalent failures unless otherwise specified.

Return value/code	Description
0x00000000 ERROR_SUCCESS	The method completed successfully.

Exceptions Thrown: No exceptions are thrown beyond those thrown by the underlying RPC protocol [\[MS-RPCE\]](#).

Validating the version vector request: The server must validate the version vector request by performing the following checks.

- If an outbound connection for the specified connection is not established between the client and server (see the **EstablishConnection** method) then the server MUST fail the call with an implementation-defined failure value.
- If a replicated folder session for the specified replicated folder is not established between the client and server (see the [EstablishSession](#) method) then the server MUST fail the call with an implementation-defined failure value.
- If the value of the *requestType* parameter is REQUEST_SLOW_SYNC or REQUEST_SUBORDINATE_SYNC and the value of the *vvGeneration* parameter is not zero, then the server MUST fail the call with an implementation-defined failure value.
- If the value of the *requestType* parameter is REQUEST_SLOW_SYNC or REQUEST_SUBORDINATE_SYNC and the value of the *changeType* parameter is not CHANGE_ALL, then the server MUST fail the call with an implementation-defined failure value.
- If the value of the *requestType* parameter is REQUEST_SUBORDINATE_SYNC and the server's DFS-R protocol version is not FRS_COMMUNICATION_PROTOCOL_VERSION_LONGHORN_SERVER, then the server MUST fail the call with an implementation-defined failure value.
- If the value of the *changeType* parameter is not CHANGE_NOTIFY or CHANGE_ALL then the server must fail the call with an implementation-defined failure value.

Actions Triggered when the requestType parameter is NORMAL_SYNC and the changeType parameter is CHANGE_NOTIFY: The server MUST keep a time stamp on its own version vector. When the server modifies its version vector (in a way visible to clients), the time stamp is incremented. The server communicates its version vector time stamp information to the client when it responds to **AsyncPoll** requests.

The supplied *vvGeneration* parameter is used to control when an **AsyncPoll** request can be completed by the server. The **AsyncPoll** request MUST be completed by the server when its version vector time stamp supersedes the time stamp passed in as the *vvGeneration* parameter of the version vector request. The server MUST NOT provide any version vector with the callback.

Actions Triggered when the changeType parameter is CHANGE_ALL: The client requests to receive the full version vector of the server. The server communicates its version vector information to the client when it responds to **AsyncPoll** requests.

Remarks: The client SHOULD have an outstanding call to AsyncPoll. If the client does not have an outstanding AsyncPoll request, then the server MUST queue up any response until an AsyncPoll is received such that a response can be sent.

Sequence number for this request: The sequence number is used to pair the version vector request with the asynchronous response in **AsyncPoll**. The asynchronous response from the server

that corresponds to a version vector request MUST contain the same sequence number that was created by the client. A client SHOULD therefore not have two or more outstanding asynchronous requests with the same sequence number.

3.2.4.1.6 AsyncPoll (Opnum 5)

The **AsyncPoll** method is used to register an asynchronous callback, associated with an outbound connection, which the server uses to provide version chain vectors and notifications of version chain vector changes to the client.

```
DWORD AsyncPoll(  
    [in] FRS_CONNECTION_ID connectionId,  
    [out] FRS_ASYNC_RESPONSE_CONTEXT* response  
);
```

connectionId: The [GUID](#) of an outbound connection (see the **objectGUID** attribute specified in section [2.3.11](#)) that the client established by a previous call to the [EstablishConnection](#) method.

response: The [FRS_ASYNC_RESPONSE_CONTEXT](#) structure that contains the context for the requested poll.

Return Values: This method MUST return 0 on success or a nonzero error code on failure. For protocol purposes all nonzero values MUST be treated as equivalent failures unless otherwise specified.

Return value/code	Description
0x00000000 ERROR_SUCCESS	The method completed successfully.

Exceptions Thrown: No exceptions are thrown beyond those thrown by the underlying RPC protocol [\[MS-RPCE\]](#).

Validating the asynchronous poll request: The server must validate the asynchronous poll request by performing the following checks.

- If an outbound connection for the specified connection is not established between the client and server (see the **EstablishConnection** method), then the server MUST fail the call with an implementation-defined failure value.

Actions Triggered: Upon successfully validating the asynchronous poll request, the server MUST register the callback with the specified outbound connection.

The server invokes the callback in response to a client call to the [RequestVersionVector](#) method. The conditions under which the callback is invoked are determined by the type of the version vector request issued by the client. See the **RequestVersionVector** method specified in section [3.2.4.1.5](#) for more information.

The client SHOULD NOT issue more than one call to the **AsyncPoll** method for a particular outbound connection without an intervening call to the **RequestVersionVector** method. The server MUST ensure that no more than one AsyncPoll callback is registered with an outbound connection at the same time. If an AsyncPoll request is already registered with the outbound connection, the server MUST replace the pre-existing AsyncPoll callback with the new AsyncPoll callback. The pre-existing callback MUST be completed with an implementation-defined failure value.

3.2.4.1.7 RequestRecords (Opnum 6)

The **RequestRecords** method is used to request all (UID, GVSN) pairs that correspond to live (non-tombstone) records on the server for a specified replicated folder during slow sync (see section [3.3.1.3](#)).

```
DWORD RequestRecords(  
    [in] FRS_CONNECTION_ID connectionId,  
    [in] FRS_CONTENT_SET_ID contentSetId,  
    [in] FRS_DATABASE_ID uidDbGuid,  
    [in] DWORDLONG uidVersion,  
    [in, out] DWORD* maxRecords,  
    [out] DWORD* numRecords,  
    [out] DWORD* numBytes,  
    [out, size_is(*numBytes)] byte** compressedRecords,  
    [out] RECORDS_STATUS* recordsStatus  
);
```

connectionId: The [GUID](#) of an outbound connection (see the **objectGUID** attribute specified in section [2.3.11](#)) that the client established by a previous call to the [EstablishConnection](#) method.

contentSetId: The **GUID** of the replicated folder (see the **objectGUID** attribute specified in section [2.3.7](#)) in the specified connection's replication group.

uidDbGuid: A UID database **GUID**. This parameter, along with the *uidVersion* parameter, specifies an iterator into the server's records. A value of zero specifies a request for all of a replicated folder's records from the server.

uidVersion: A UID version. The parameter, along with *uidDbGuid* parameter, specifies an iterator into the server's records. A value of zero specifies a request for all of a replicated folder's records from the server.

maxRecords: The maximum number of records that the server may send to the client. The server returns the lesser of the client-specified value and the maximum number of records that the server is capable of sending. [<22>](#)

numRecords: The number of records written into the *compressedRecords* buffer by the server.

numBytes: The size, in bytes, of the *compressedRecords* buffer.

compressedRecords: The data records, compressed using the DFS-R compression algorithm specified in section [3.1.1.1](#).

The *compressedRecords* bytes correspond to an array of [FRS_ID_GVSN](#) entries. DFS-R uses custom marshaling in this RPC call to compress the set of transmitted records. The size of the *FRS_ID_GVSN* array is given by the *numRecords* parameter. The decompression algorithm specified in section [3.1.1.1.3.9](#) can be used to decompress the received data into a buffer of `sizeof(FRS_ID_GVSN)*numRecords` bytes, which can be re-interpreted as an array of **FRS_ID_GVSN** entries.

recordsStatus: The value from the [RECORDS_STATUS](#) enumeration that indicates whether more update records are available.

Return Values: This method MUST return 0 on success or a nonzero error code on failure. For protocol purposes all nonzero values MUST be treated as equivalent failures unless otherwise specified.

Return value/code	Description
0x00000000 ERROR_SUCCESS	The method completed successfully.
0x00002344 FRS_ERROR_CONTENTSET_NOT_FOUND	The content set was not found.
0x000024FE FRS_ERROR_CSMAN_OFFLINE	The server is not currently participating in the replication of the specified replicated folder.

Exceptions Thrown: No exceptions are thrown beyond those thrown by the underlying RPC protocol [\[MS-RPCE\]](#).

Validating the asynchronous records request: The server must validate the records request by performing the following checks.

- If an outbound connection for the specified connection is not established between the client and **server** (see the **EstablishConnection** method) then the server MUST fail the call with an implementation-defined failure value.
- If a replicated folder session for the specified replicated folder is not established between the client and server (see the [EstablishSession](#) method) then the server MUST fail the call with the FRS_ERROR_CONTENTSET_NOT_FOUND failure value.
- If the server is no longer participating in the replication of the specified replicated folder, then the **server** SHOULD fail the call the FRS_ERROR_CSMAN_OFFLINE failure value. [<23>](#)

Actions Triggered: Upon successfully validating the records request the server MUST send as many of the requested records as possible, up to a limit of the lesser of the client-specified *maxRecords* parameter value and the maximum number of records the server is capable of sending.

The **server** MUST send records starting at the record immediately following the record whose UID iterator is formed by the pair (uidDbGuid, uidVersion). If the iterator is zero then the server MUST begin returning records from the first of the replicated folder's records.

If the iterator, formed by the pair (uidDbGuid, uidVersion), is not zero and there are no more records to send following the cursor, then the server MUST return 0 records. If there are no more records to send, the server MUST set the value of the *recordsStatus* parameter to RECORDS_STATUS_DONE. If there are more records to send, the server MUST set the value of the *recordsStatus* parameter to RECORDS_STATUS_MORE.

Remarks: Provided that the persistent store on a server is unchanged between calls to RequestRecords, a server MUST be able to fill in all updates present in its persistent store in the course of repeated calls to **RequestRecords**. When all updates have been supplied in the **RequestRecords** call, the server MUST be able to resend all updates again if another round of **RequestRecords** arrives.

3.2.4.1.8 UpdateCancel (Opnum 7)

The **UpdateCancel** method is used by a client to indicate to a server that it could not process an update.


```

DWORD UpdateCancel(
    [in] FRS_CONNECTION_ID connectionId,
    [in] FRS_UPDATE_CANCEL_DATA cancelData
);

```

connectionId: The [GUID](#) of the connection ID that represents a specific replication partnership.

cancelData: The [FRS_UPDATE_CANCEL_DATA](#) structure that describes an update to cancel.

Return Values: This method MUST return 0 on success or a nonzero error code on failure. For protocol purposes all nonzero values MUST be treated as equivalent failures unless otherwise specified.

Return value/code	Description
0x00000000 ERROR_SUCCESS	The method completed successfully.
0x00002344 FRS_ERROR_CONTENTSET_NOT_FOUND	The content set was not found.

Exceptions Thrown: No exceptions are thrown beyond those thrown by the underlying RPC protocol [\[MS-RPCE\]](#).

Validating the update cancel request: The server MUST validate the update cancel request by performing the following checks.

- If an outbound connection for the specified connection is not established between the client and server (see the [EstablishConnection](#) method) then the **server** MUST fail the call with an implementation-defined failure value.
- If a replicated folder session for the replicated folder specified by **contentSetId** field of the *cancelData* parameter is not established between the client and server (see the [EstablishSession](#) method) then the server MUST fail the call with the FRS_ERROR_CONTENTSET_NOT_FOUND failure value.
- If the input parameter *cancelData* is not valid (see section [2.2.1.4.5](#) for a definition of a valid **FRS_UPDATE_CANCEL_DATA** structure), then the server MUST fail the call with an implementation-defined failure value.

Actions Triggered: The server MUST record the GVSN from the call. The server MUST include the GVSN, supplied in the **UpdateCancel** method call when completing subsequent or outstanding [RequestVersionVector](#) method calls for the replicated folder.

Remarks: A replicated folder session MUST have been established with the server for the replicated folder specified in the **UpdateCancel** call.

3.2.4.1.9 RawGetFileData (Opnum 8)

The **RawGetFileData** method is used to transfer successive segments of compressed marshaled data for a file from the server to the client. This method does not use the Remote Differential Compression Algorithm (as specified in [\[MS-RDC\]](#)) to transfer data.

```

DWORD RawGetFileData(
    [in, out] PFRS_SERVER_CONTEXT* serverContext,

```



```

[out, size_is(bufferSize), length_is(*sizeRead)]
    byte* dataBuffer,
[in, range(0, CONFIG_TRANSPORT_MAX_BUFFER_SIZE)]
    DWORD bufferSize,
[out] DWORD* sizeRead,
[out] long* isEndOfFile
);

```

serverContext: The context handle that represents the requested file replication operation. The client MUST specify a pointer to a server context that was retrieved by a previously successful call to the [InitializeFileTransferAsync](#) method. The server MUST NOT change the value of serverContext and then return the same serverContext that was passed in.

dataBuffer: The file data received from the server.

bufferSize: The size, in bytes, of *dataBuffer*.

sizeRead: The size, in bytes, of the file data returned in *dataBuffer*.

isEndOfFile: The value is TRUE if the end of the specified file has been reached and there is no more file data to replicate to the client; otherwise, the value is FALSE.

Return Values: This method MUST return 0 on success or a nonzero error code on failure. For protocol purposes all nonzero values MUST be treated as equivalent failures unless otherwise specified.

Return value/code	Description
0x00000000 ERROR_SUCCESS	The method completed successfully.
0x00000057 ERROR_INVALID_PARAMETER	The context is invalid.
0x00002344 FRS_ERROR_CONTENTSET_NOT_FOUND	The content set was not found.

Exceptions Thrown: No exceptions are thrown beyond those thrown by the underlying RPC protocol [\[MS-RPCE\]](#).

Validating the file transfer request: The server MUST validate the file transfer request by performing the following checks.

- If the specified server context was not retrieved by a previously successful call to the **InitializeFileTransferAsync** method, then the server MUST fail the call with the ERROR_INVALID_PARAMETER failure value.
- If the server has already completed transferring the file associated with the server context, the server MUST fail the call with an implementation-defined failure value.
- If the server is not currently participating in the replication of the replicated folder that is associated with the specified server context, then the server MUST fail the call with the FRS_ERROR_CONTENTSET_NOT_FOUND failure value.

Actions Triggered: Upon successfully validating the file transfer request, the server retrieves the next segment of the file's marshaled data.

Remarks: If the *bufferSize* parameter is zero then the server MAY complete the call successfully with the *sizeRead* parameter set to zero, or fail the call with an implementation-defined failure value. <24>

The data returned in the *dataBuffer* parameter is a continuation of the data returned by a previous call to the *InitializeFileTransferAsync* method.

3.2.4.1.10 RdcGetSignatures (Opnum 9)

The **RdcGetSignatures** method is used to obtain a file's RDC signature data from the server.

```
DWORD RdcGetSignatures(  
    [in] PFRS_SERVER_CONTEXT serverContext,  
    [in, range(1, CONFIG_RDC_MAX_LEVELS)]  
        byte level,  
    [in] DWORDLONG offset,  
    [out, size_is(length), length_is(*sizeRead)]  
        byte* buffer,  
    [in, range(1, CONFIG_RDC_MAX_NEEDLELENGTH)]  
        DWORD length,  
    [out] DWORD* sizeRead  
);
```

serverContext: The context handle that represents the requested file replication operation. The client MUST specify a server context that was retrieved by a previously successful call to [InitializeFileTransferAsync](#) method in which the client set the *rdcDesired* parameter to TRUE.

level: The RDC recursion level being requested. A client MUST specify a number in the range of 1 to x, where x is the value of the **rdcSignatureLevels** field of the **rdcInfo** structure that was returned by the **InitializeFileTransferAsync** method call associated with the specified server context.

offset: The zero-based offset, in bytes, at which to retrieve data from the file.

buffer: The file signature data received from the server.

length: The size, in bytes, of *buffer*.

sizeRead: The size, in bytes, of the file data returned in *buffer*.

Return Values: This method MUST return 0 on success or a nonzero error code on failure. For protocol purposes all nonzero values MUST be treated as equivalent failures unless otherwise specified.

Return value/code	Description
0x00000000 ERROR_SUCCESS	The method completed successfully.
0x00000057 ERROR_INVALID_PARAMETER	The context is invalid.
0x00002344 FRS_ERROR_CONTENTSET_NOT_FOUND	The content set was not found.

Return value/code	Description
0x0000234B FRS_ERROR_RDC_GENERIC	Unknown error in RDC.

Exceptions Thrown: No exceptions are thrown beyond those thrown by the underlying RPC protocol [\[MS-RPCE\]](#).

This method uses the [Remote Differential Compression Algorithm](#), as specified in [MS-RDC], when replicating a changed file.

Validating the signature request: The server MUST validate the signature request by performing the following checks.

- If the specified server context was not retrieved by a previously successful call to the **InitializeFileTransferAsync** method, then the server MUST fail the call with the ERROR_INVALID_PARAMETER failure value.
- If the server has already completed transferring the file associated with the server context, the server MUST fail the call with an implementation-defined failure value.
- If the specified server context was retrieved via a call to the **InitializeFileTransferAsync** method in which the client set the *rdcDesired* parameter to FALSE, then the server MUST fail the call with an implementation-defined failure value.
- If the specified server context was retrieved via a call to the **InitializeFileTransferAsync** method in which the server set the **rdcSignatureLevels** field to zero in the *rdcFileInfo* output parameter (see section [2.2.1.4.11](#)), then the server MUST fail the call with an implementation-defined failure value.
- If the server is not currently participating in the replication of the replicated folder that is associated with the specified server context, then the **server** MUST fail the call with the FRS_ERROR_CONTENTSET_NOT_FOUND failure value.
- If the value of the *level* parameter is not in the range 1 to x, where x is the value of the **rdcSignatureLevels** field of the *rdcFileInfo* output parameter (see section [2.2.1.4.11](#)) that was returned by the **InitializeFileTransferAsync** method call associated with the specified server context, then the server MUST fail the call with an implementation-defined failure value.
- If offset is beyond the end of the file then the server MUST fail the call with an implementation-defined failure value.

Actions Triggered: Upon successfully validating the signature request, the server returns a buffer of RDC signature information for the specified level and the specified file. The server MUST return as many bytes as requested, except when the end of file is reached. In this case, the server MUST return as many bytes as remain in the file from the specified offset, which can be zero bytes.

Remarks: The server MUST allow the client to read randomly from all available signature streams.

The format of the signature data is as specified in [MS-RDC].

3.2.4.1.11 RdcPushSourceNeeds (Opnum 10)

The **RdcPushSourceNeeds** method is used to register requests for file ranges on a server.

```
DWORD RdcPushSourceNeeds (
```

```

[in] PFRS_SERVER_CONTEXT serverContext,
[in, size_is(needCount)] FRS_RDC_SOURCE_NEED* sourceNeeds,
[in, range(0, CONFIG_RDC_NEED_QUEUE_SIZE)]
    DWORD needCount
);

```

serverContext: The context handle that represents the requested file replication operation. The client MUST specify a server context that was retrieved by a previously successful call to the [InitializeFileTransferAsync](#) method in which the client set the *rdcDesired* parameter to TRUE.

sourceNeeds: The pointer to a set of [FRS_RDC_SOURCE_NEED](#) structures that indicate the offsets and lengths of file data that is sent from the server to the client.

needCount: The number of **FRS_RDC_SOURCE_NEED** structures pointed to by *sourceNeeds*.

Return Values: This method MUST return 0 on success or a nonzero error code on failure. For protocol purposes all nonzero values MUST be treated as equivalent failures unless otherwise specified.

Return value/code	Description
0x00000000 ERROR_SUCCESS	The method completed successfully.
0x00000057 ERROR_INVALID_PARAMETER	The context is invalid.
0x00002344 FRS_ERROR_CONTENTSET_NOT_FOUND	The content set was not found.

Exceptions Thrown: No exceptions are thrown beyond those thrown by the underlying RPC protocol [\[MS-RPCE\]](#).

Validating the RDC source needs request: The server MUST validate the request by performing the following checks.

- If the specified server context was not retrieved by a previously successful call to the **InitializeFileTransferAsync** method, then the server MUST fail the call with the ERROR_INVALID_PARAMETER failure value.
- If the server has already completed transferring the file associated with the server context, the server MUST fail the call with an implementation-defined failure value.
- If the specified server context was retrieved via a call to the **InitializeFileTransferAsync** method in which the client set the *rdcDesired* parameter to FALSE, then the server MUST fail the call with an implementation-defined failure value.
- If the specified server context was retrieved via a call to the **InitializeFileTransferAsync** method in which the server set the **rdcSignatureLevels** field to zero in the *rdcFileInfo* output parameter (see section [2.2.1.4.11](#)), then the server MUST fail the call with an implementation-defined failure value.
- If the server is not currently participating in the replication of the replicated folder that is associated with the specified server context, then the server MUST fail the call with the FRS_ERROR_CONTENTSET_NOT_FOUND failure value.

Actions Triggered: Upon successfully validating the RDC source needs request, the server queues up the requested file offset/length pairs, also known as RDC source needs. The number of RDC source needs queued by the server MUST NOT exceed the value of `CONFIG_RDC_NEED_QUEUE_SIZE`. The client MAY send multiple `RdcPushSourceNeeds` requests. If the server receives a request that causes the total number of RDC source needs already in the queue plus the value of the *needCount* parameter to be greater than the value of `CONFIG_RDC_NEED_QUEUE_SIZE`, then the server MUST fail the request with an implementation-defined failure value.

The server uses the queued RDC source needs to form a stream of data from the marshaled source file. The format of this data stream is specified in section [3.2.4.1.12](#) and is returned in the buffer supplied by the **RdcGetFileData** method or the [RdcGetFileDataAsync](#) method.

Remarks: If the *needSize* parameter in `FRS_RDC_SOURCE_NEED` has a value of zero, then the server SHOULD fail the request to queue RDC source needs, with an implementation-defined failure value.

If the *needCount* parameter has a value of zero, then the server SHOULD complete the call successfully, or MAY fail the call with an implementation-defined failure value.

If any of the RDC source needs in the *sourceNeeds* buffer specifies a range of data that is not part of the marshaled source file, then the server completes this call successfully and will fail the call to the **RdcGetFileData** method or the **RdcGetFileDataAsync** method when the RDC source needs are processed.

3.2.4.1.12 RdcGetFileData (Opnum 11)

The **RdcGetFileData** method is used to obtain file ranges whose requests have previously been queued on a server by calling the [RdcPushSourceNeeds](#) method.

```
DWORD RdcGetFileData(  
    [in] PFRS_SERVER_CONTEXT serverContext,  
    [out, size_is(bufferSize), length_is(*sizeReturned)]  
    byte* dataBuffer,  
    [in, range(0, CONFIG_TRANSPORT_MAX_BUFFER_SIZE)]  
    DWORD bufferSize,  
    [out] DWORD* sizeReturned  
);
```

serverContext: The context handle that represents the requested file replication operation. The client MUST specify a server context that was retrieved by a previously successful call to the [InitializeFileTransferAsync](#) method in which the client set the *rdcDesired* parameter to `TRUE`.

dataBuffer: The file data received from the server.

bufferSize: The size, in bytes, of *dataBuffer*

sizeReturned: The size, in bytes, of the file data returned in *dataBuffer*.

Return Values: This method MUST return 0 on success or a nonzero error code on failure. For protocol purposes all nonzero values MUST be treated as equivalent failures unless otherwise specified.

Return value/code	Description
0x00000000 ERROR_SUCCESS	The method completed successfully.
0x00000057 ERROR_INVALID_PARAMETER	The context is invalid.
0x0000234B FRS_ERROR_RDC_GENERIC	Unknown error in RDC.
0x00002358 FRS_ERROR_XPRESS_INVALID_DATA	The compressed data is invalid.

Exceptions Thrown: No exceptions are thrown beyond those thrown by the underlying RPC protocol [\[MS-RPCE\]](#).

Validating the RDC file data request: The server MUST validate the request by performing the following checks.

- If the specified server context was not retrieved by a previously successful call to the **InitializeFileTransferAsync** method, then the server MUST fail the call with the ERROR_INVALID_PARAMETER failure value.
- If the server has already completed transferring the file associated with the server context, the server MUST fail the call with an implementation-defined failure value.
- If the specified server context was retrieved via a call to the **InitializeFileTransferAsync** method in which the client set the *rdcDesired* parameter to FALSE, then the server MUST fail the call with an implementation-defined failure value.
- If the specified server context was retrieved via a call to the **InitializeFileTransferAsync** method in which the server set the **rdcSignatureLevels** field to zero in the *rdcFileInfo* output parameter (see section [2.2.1.4.11](#)), then the server MUST fail the call with an implementation-defined failure value.
- If the server is not currently participating in the replication of the replicated folder that is associated with the specified server context, then the server MUST fail the call with the FRS_ERROR_CONTENTSET_NOT_FOUND failure value.
- If *bufferSize* is less than XPRESS_RDC_MIN_GET_DATA_BUFFER_SIZE_WITH_FILE_HEADER then the server MUST fail the call with an implementation-defined failure value
- If the server detects that the compressed data of the staged file is corrupted then the server MUST fail the call with FRS_ERROR_XPRESS_INVALID_DATA. Refer to section [3.3.4.7.1](#) for more information about the staging area.

Actions Triggered: Upon successfully validating the RDC file data request, the server serves file data from the source needs that were queued by the **RdcPushSourceNeeds** method.

Remarks: If the RDC source needs requested by the client through one or multiple calls to the **RdcPushSourceNeeds** method have already been processed and retrieved by the client through a series of calls to the **RdcGetFileData** method, then the server MUST complete the call successfully and set the *sizeReturned* parameter to zero to indicate that the server has completed the transfer of the previously requested source needs.

If the client has not called the **RdcPushSourceNeeds** method before calling the **RdcGetFileData** method, then the server **MUST** complete the call successfully and set the *sizeReturned* parameter to zero to indicate that the server has completed the transfer of the file associated with the server context.

The *dataBuffer* parameter is large enough to hold at least the FileHeader and one data block as explained below in the dataBuffer format section. A data block cannot be partially returned in dataBuffer. The server stops filling up dataBuffer when there is not enough space left to write the next data block, or when there are no more data blocks to send.

Format of dataBuffer: The format of the *dataBuffer* parameter is as follows.

FileHeader

DataBlock1

DataBlock2

A data block is composed of the following.

- Fragment Header
- List of fragments <optional>
- XPRESS Block

FileHeader: Consists of the four bytes 0x46, 0x52, 0x44, and 0x43 (in ASCII, that is 'F', 'R', 'D', and 'C').

0	1	2	3	4	5	6	7	8	9	10	11	12	13	14	15	16	17	18	19	20	21	22	23	24	25	26	27	28	29	30	31				
0x46										0x52										0x44										0x43					

Fragment Header: Consists of a 4-byte number, numberOfFragments, which is the number of data fragments to follow. This value **MUST** be no greater than XPRESS_RDC_MAX_NB_NEEDS_FOR_COMPRESSION.

0	1	2	3	4	5	6	7	8	9	10	11	12	13	14	15	16	17	18	19	20	21	22	23	24	25	26	27	28	29	30	31
numberOfFragments																															

Fragment: The list of fragments consists of 0 or more instances of the following structure.

0	1	2	3	4	5	6	7	8	9	10	11	12	13	14	15	16	17	18	19	20	21	22	23	24	25	26	27	28	29	30	31
Block Offset																															
Fragment Size																															

BlockOffset: A starting offset into the uncompressed bytes from the XPRESS Block portion. The valid range of this field is 0 to X_CONFIG_XPRESS_BLOCK_SIZE-1.

FragmentSize: The number of uncompressed bytes that the server instructs the client to extract. The uncompressed bytes start from BlockOffset and include at most, X_CONFIG_XPRESS_BLOCK_SIZE-blockOffset-1 bytes. The valid range of this field is 1 to X_CONFIG_XPRESS_BLOCK_SIZE. Additionally, for each fragment, the sum of the **BlockOffset** field and the **FragmentSize** field MUST be less or equal to X_CONFIG_XPRESS_BLOCK_SIZE.

XPRESS Block: Following the optional list of fragments is a variable size XPRESS Block, as specified in section [2.2.1.4.15](#).

All the data is tightly packed—no padding bytes are added for alignment purposes.

3.2.4.1.13 RdcClose (Opnum 12)

The **RdcClose** method informs the server that the server context information can be released.

```
DWORD RdcClose(
    [in, out] PFRS_SERVER_CONTEXT* serverContext
);
```

serverContext: The context handle that represents the requested file replication operation. The client MUST specify a server context that was retrieved by a previously successful call to the [InitializeFileTransferAsync](#) method.

Return Values: This method MUST return 0 on success or a nonzero error code on failure. For protocol purposes all nonzero values MUST be treated as equivalent failures unless otherwise specified.

Return value/code	Description
0x00000000 ERROR_SUCCESS	The method completed successfully.
0x00000057 ERROR_INVALID_PARAMETER	The context is invalid.

Exceptions Thrown: No exceptions are thrown beyond those thrown by the underlying RPC protocol [\[MS-RPCE\]](#).

Validating the close context request: The server MUST validate the request by performing the following checks.

- If the specified server context was not retrieved by a previously successful call to the **InitializeFileTransferAsync** method, then the server MUST fail the call with the ERROR_INVALID_PARAMETER failure value.
- If the server has already closed the server context, the server MUST fail the call with an implementation-defined failure value.

Actions Triggered: The server closes and cleans up all resources associated with the server context. The `serverContext` MUST not be used any more by the client after a successful call to the `RdcClose` method.

3.2.4.1.14 InitializeFileTransferAsync (Opnum 13)

The **InitializeFileTransferAsync** method is used by a client to start a file download. The client supplies an update to specify which file to download. The server provides its latest version of the update and initial file contents. The server returns information about the file currently being replicated and the first buffer of data from that file (if any).

```
DWORD InitializeFileTransferAsync(  
    [in] FRS_CONNECTION_ID connectionId,  
    [in, out] FRS_UPDATE* frsUpdate,  
    [in, range(0,1)] long rdcDesired,  
    [in, out] FRS_REQUESTED_STAGING_POLICY* stagingPolicy,  
    [out] PFRS_SERVER_CONTEXT* serverContext,  
    [out] FRS_RDC_FILEINFO** rdcFileInfo,  
    [out, size_is(bufferSize), length_is(*sizeRead)]  
        byte* dataBuffer,  
    [in, range(0, CONFIG_TRANSPORT_MAX_BUFFER_SIZE)]  
        DWORD bufferSize,  
    [out] DWORD* sizeRead,  
    [out] long* isEndOfFile  
);
```

connectionId: The [GUID](#) of an outbound connection (see the **objectGUID** attribute specified in section [2.3.11](#)) that the client established by a previous call to the [EstablishConnection](#) method.

frsUpdate: The [FRS_UPDATE](#) structure that contains information about the file being replicated. The fields for the UID in *frsUpdate* MUST be set to the UID of the file to be downloaded. All other fields are cleared (zeroed out) or can have the values provided by the server in the response to a [RequestUpdates](#) call. On return, all fields of *frsUpdate* MUST contain the values that are held by the server.

rdcDesired: The value is TRUE if RDC has to be used when replicating this file; otherwise, the value is FALSE.

stagingPolicy: The [FRS_REQUESTED_STAGING_POLICY](#) enumeration value that indicates the type of staging requested. If the client-supplied value of *rdcDesired* is TRUE and the client-supplied value of *stagingPolicy* is `SERVER_DEFAULT`, then the server MUST set *stagingPolicy* to `STAGING_REQUIRED`. If the client-supplied value of *rdcDesired* is FALSE and the client-supplied value of *stagingPolicy* is `STAGING_REQUIRED`, then the server MUST set *stagingPolicy* to `STAGING_REQUIRED`. If the client-supplied value of *rdcDesired* is FALSE and the client-supplied value of *stagingPolicy* is `RESTAGING_REQUIRED`, then the server MUST set *stagingPolicy* to `RESTAGING_REQUIRED`.

serverContext: The context handle that represents the requested file replication operation.

rdcFileInfo: The [FRS_RDC_FILEINFO](#) structure that describes the file whose replication is in progress.

dataBuffer: The file data received from the server.

bufferSize: The size, in bytes, of *dataBuffer*. CONFIG_TRANSPORT_MAX_BUFFER_SIZE is 262,144.

sizeRead: The size, in bytes, of the file data returned in *dataBuffer*.

isEndOfFile: The value is TRUE if the end of the specified file has been reached and there is no more file data to replicate to the client; otherwise, the value is FALSE.

Return Values: This method MUST return 0 on success or a nonzero error code on failure. For protocol purposes all nonzero values MUST be treated as equivalent failures unless otherwise specified.

Return value/code	Description
0x00000000 ERROR_SUCCESS	The method completed successfully.
0x00002342 FRS_ERROR_CONNECTION_INVALID	The connection is invalid.
0x00002344 FRS_ERROR_CONTENTSET_NOT_FOUND	The content set was not found.
0x0000234B FRS_ERROR_RDC_GENERIC	Unknown error in RDC.
0x00002358 FRS_ERROR_XPRESS_INVALID_DATA	The compressed data is invalid.

Exceptions Thrown: No exceptions are thrown beyond those thrown by the underlying RPC protocol [\[MS-RPCE\]](#).

Validating the file transfer request: The server MUST validate the file transfer request by performing the following checks.

- If an outbound connection for the specified connection is not established between the client and server (see the **EstablishConnection** method) then the server MUST fail the call with the FRS_ERROR_CONNECTION_INVALID failure value.
- If a replicated folder session for the contentSetId specified in *frsUpdate* is not established between the client and server (see the **EstablishSession** method), then the server MUST fail the call with the FRS_ERROR_CONTENTSET_NOT_FOUND failure value.
- If the file on the server has been deleted and if the corresponding file metadata has been updated with the present flag set to 0 then the server MUST fail the call with an implementation-defined failure value.
- If the information stored in its database for the file associated with the requested UID in the supplied update is not in sync with the **File Replication Store**, or the server is performing operations on the database records that prevent the file from being replicated until those operations complete, then the server MUST fail the call with an implementation-defined failure value. [<25>](#)
- If the server detects that the compressed data of the staged file is corrupted then the server MUST fail the call with FRS_ERROR_XPRESS_INVALID_DATA. Refer to section [3.3.4.7.1](#) for more information about the staging area.

Actions Triggered: Upon successfully validating the file transfer request, the server MUST retrieve the file data associated with the requested UID in the supplied update. The server MUST then send the file data in the way that the client has specified if possible (using RDC or not using RDC). The server sends file data by providing as much marshaled and compressed data as fits into the output buffer provided in the **InitializeFileTransferAsync** method call. The remaining marshaled and compressed file data is sent in response to subsequent client calls to retrieve file contents. The server MUST provide the file metadata that is associated with the file that it serves. It does so by providing its own view of the update associated with the requested UID in the return value of *frsUpdate*.

Remarks: File data in *dataBuffer* is transferred over the wire in a format that is composed of two layers.

1. A stream of file data that consists of a custom marshaled format (as specified in section [3.2.4.1.14.1](#)). The custom marshaled format encapsulates file data compatible with [\[MS-BKUP\]](#) and file metadata compatible with formats specified in [\[MS-FSCC\]](#).
2. An encapsulation of the marshaled file data stream using the compressed data format (as specified in section [3.2.4.1.14.2](#)) generated by the DFS-R compression algorithm specified in section [3.1.1.1](#). Note that even if the marshaled file data stream is not compressed by the server, it is still encapsulated using the compressed data format.

The format of the backup stream is as specified in [\[MS-BKUP\]](#), and the format of the compressed marshaled stream is as specified in sections [3.2.4.1.14.1](#) and [3.2.4.1.14.2](#).

If bufferSize is zero then the server SHOULD complete the call successfully with sizeRead set to zero, or fail the call with an implementation-defined failure value.

In the case where the client requests an RDC transfer, the server informs the client of the RDC parameters that were used for the signatures for the file being transferred. Typically, the parameters are different for the first recursion level and for all other levels [<26>](#). The server limits the number of simultaneous outstanding file downloads and returns an implementation-defined failure value when a file download is attempted while a configured threshold of simultaneous downloads has been reached.

If a client issues multiple simultaneous calls to any of the RPC methods taking a server context as an input parameter ([RawGetFileData](#), [RdcGetSignatures](#), [RdcPushSourceNeeds](#), [RdcGetFileData](#), [RawGetFileDataAsync](#) or [RdcGetFileDataAsync](#)) with the same server context, then the server MUST ensure that only the first call is processed and all other calls are failed with an implementation-defined failure value.

3.2.4.1.14.1 Custom Marshaling Format

The encapsulated marshaled format is a byte stream that encodes a sequence of headers that describe the type and length of the marshaled data that is encoded between the headers. A header is a structure, `MARSHAL_BLOCK_HEADER`.

0	1	2	3	4	5	6	7	8	9	10	11	12	13	14	15	16	17	18	19	20	21	22	23	24	25	26	27	28	29	30	31
streamType																															
blockSize																															

Flags

streamType: An enumeration, which MUST be one of the following values.

Value	Meaning
MS_TYPE_META_DATA	0x00000001
MS_TYPE_COMPRESSION_DATA	0x00000002
MS_TYPE_REPARSE_DATA	0x00000003
MS_TYPE_FLAT_DATA	0x00000004
MS_TYPE_SECURITY_DATA	0x00000006

Stream type 0x00000005 is not used.

blockSize: The number of bytes of data in the chunk following the header.

Flags: The bitmask, with the HEADER_FLAGS_END_OF_STREAM bit (0x00000001) set if the end of the stream being marshaled has been reached. All other bits MUST be set to 0.

The HEADER_FLAGS_END_OF_STREAM bit indicates that an end of the stream that is being marshaled has been reached. For instance, if sending two chunks (each of which should be interpreted as belonging to a file's security data), the marshaled stream should contain two headers (each with the MS_TYPE_SECURITY_DATA tag and the HEADER_FLAGS_END_OF_STREAM bit set). On the other hand, if a stream requires multiple chunks, only the last header from that stream MUST have the HEADER_FLAGS_END_OF_STREAM bit set; all other headers MUST have the flags set to 0.

The data MUST be tightly packed. There MUST NOT be any additional bytes of padding.

The format of the data between the headers depends on the value of streamType. These formats are described as follows.

MS_TYPE_META_DATA (1): The metadata is written to the top of the marshaled file. The metadata contains information used by the marshaler and other processing code. It consists of data of the following format.

0	1	2	3	4	5	6	7	8	9	10	11	12	13	14	15	16	17	18	19	20	21	22	23	24	25	26	27	28	29	30	31
version																															
Reserved1																															
basicInfo																															
... (continues for a total of 10 rows)																															
sdControl																Reserved2															

...
primaryDataStreamSize
...
Reserved3
...

version: The marshaler version. It MUST be 3.

Reserved 1: Unused, 4 bytes for alignment. MUST be 0. MUST be ignored on receipt.

basicInfo: The FILE_BASIC_INFORMATION structure, as specified in [\[MS-FSCC\]](#) section 2.4.7. It contains file times that are stamped on replicated files.

sdControl: The original SD control bits of the file being transferred. The format conforms to the format for SECURITY_DESCRIPTOR_CONTROL, as specified in [\[MS-LSAD\]](#) section 2.2.3.3.

Reserved2: Unused, 6 bytes for alignment. MUST be 0. MUST be ignored on receipt.

primaryDataStreamSize: A 64-bit unsigned integer. Only used in version 0x00050002 or later. It contains the absolute new end-of-file position as a byte offset from the start of the file, as specified in [\[MS-FSCC\]](#) section 2.4.38 (FileStandardInformation).

Reserved3: Unused, pads 8 bytes. MUST be 0. MUST be ignored on receipt.

MS_TYPE_COMPRESSION_DATA (2): Defines which compression algorithm is used to store the file in compressed format on disk. DFS-R replicates the compression attribute as well as the compression algorithm to allow that files get compressed uniformly among replication partners.

0	1	2	3	4	5	6	7	8	9	10	11	12	13	14	15	16	17	18	19	20	21	22	23	24	25	26	27	28	29	30	31
format																															

format: This SHOULD be the value of the **CompressionFormat** field of the FILE_COMPRESSION_INFORMATION structure, as specified in [\[MS-FSCC\]](#) section 2.4.9.

MS_TYPE_REPARSE_DATA (3): Reparse point data from reparse points that are replicated by DFS-R. [<27>](#) The data that follows a header tagged by MS_TYPE_REPARSE_DATA MUST be of a format compatible with the reply format of FSCTL_GET_REPARSE_POINT, as specified in [\[MS-FSCC\]](#) section 2.3.18.

MS_TYPE_FLAT_DATA (4): A sequence of bytes that represents the file. This sequence complies with the format of an NT Backup File, as specified in [\[MS-BKUP\]](#), section [2.1](#).

This is the last data stream of the marshaled data. The MARSHAL_BLOCK_HEADER of this stream, blockSize and Flags are set to 0. The client must read the stream as specified in [\[MS-BKUP\]](#), section [2.1](#), until there is no more data received from the server. [<28>](#)

Note that a file's security information is sent using the MS_TYPE_SECURITY_DATA stream, and not sent as part of the MS-BKUP formatted MS_TYPE_FLAT_DATA stream.

MS_TYPE_SECURITY_DATA (6): A sequence of bytes that complies with the format of SECURITY_DESCRIPTOR. For more information, see [\[MS-LSAD\]](#) section 2.2.3.3.

File hash: DFS-R defines the hash of a marshaled file to be the SHA-1 hash of only the chunks associated with the following:

- MS_TYPE_FLAT_DATA
- MS_TYPE_SECURITY_DATA

Changes to, for instance, the time stamps that are transferred in chunks associated with MS_TYPE_META_DATA, do not incur a change of the hash. Also, notice that the hash is computed only for the chunks and does not include the headers.

The file hash is included in the hash field of FRS_UPDATE.

3.2.4.1.14.2 Compressed Data Format

The compressed data stream starts with a header, which is followed by a series of one or more XPRESS Blocks (as specified in section [2.2.1.4.15](#)) containing the stream's data.

The data stream header MUST consist of a 4-byte signature, composed of the four bytes 0x46, 0x52, 0x53, and 0x58 (in ASCII, that is 'F', 'R', 'S', and 'X') as follows.

0	1	2	3	4	5	6	7	8	9	10	11	12	13	14	15	16	17	18	19	20	21	22	23	24	25	26	27	28	29	30	31								
0x46										0x52										0x53										0x58									

The size of the uncompressed XPRESS block data MUST be equal to 8192 bytes, except for the last block of a file transfer, which may be smaller, and except when this data is from the [RdcGetFileData](#) method (see section [3.2.4.1.12](#)).

3.2.4.1.15 RawGetFileDataAsync (Opnum 15)

The **RawGetFileDataAsync** method is used instead of calling [RawGetFileData](#) multiple times to obtain file data. As specified in [\[MS-RPCE\]](#), the specification for asynchronous RPC, an RPC client pulls file data from the byte pipe until receiving an end-of-file notification from the pipe.

```
DWORD RawGetFileDataAsync(
    [in] PFRS_SERVER_CONTEXT serverContext,
    [out] BYTE_PIPE* bytePipe
);
```

serverContext: The context handle that represents the requested file replication operation. The client MUST specify a server context that was retrieved by a previously successful call to the [InitializeFileTransferAsync](#) method.

bytePipe: The asynchronous RPC byte pipe that contains returned file data.

Return Values: This method MUST return 0 on success or a nonzero error code on failure. For protocol purposes all nonzero values MUST be treated as equivalent failures unless otherwise specified.

Return value/code	Description
0x00000000 ERROR_SUCCESS	The method completed successfully.
0x00000057 ERROR_INVALID_PARAMETER	The context is invalid.
0x00002344 FRS_ERROR_CONTENTSET_NOT_FOUND	The content set was not found.

Exceptions Thrown: No exceptions are thrown beyond those thrown by the underlying RPC protocol [MS-RPCE].

Validating the file transfer request: The server MUST validate the file transfer request by performing the same checks as the **RawGetFileData** method, except for the checks related to input parameters that exist in the **RawGetFileData** method, but not in the **RawGetFileDataAsync** method.

Actions Triggered: Upon successfully receiving the file transfer request, the server retrieves the entire file's marshaled data.

Remarks: The data stream returned by **RawGetFileDataAsync** is identical to the format of the data received by a single call to **RawGetFileData**, should **RawGetFileData** be passed a buffer large enough to hold all the data returned by the pipe.

3.2.4.1.16 RdcGetFileDataAsync (Opnum 16)

The **RdcGetFileDataAsync** method is used instead of calling [RdcGetFileData](#) multiple times to obtain file data. As specified in [\[MS-RPCE\]](#), the specification for asynchronous RPC, an RPC client pulls file data from the byte pipe until receiving an end-of-file notification from the pipe.

```
DWORD RdcGetFileDataAsync(  
    [in] PFRS_SERVER_CONTEXT serverContext,  
    [out] BYTE_PIPE* bytePipe  
);
```

serverContext: The context handle that represents the requested file replication operation. The client MUST specify a server context that was retrieved by a previously successful call to the [InitializeFileTransferAsync](#) method in which the client set the *rdcDesired* parameter to TRUE.

bytePipe: The asynchronous RPC byte pipe that contains returned file data.

Return Values: This method MUST return 0 on success or a nonzero error code on failure. For protocol purposes all nonzero values MUST be treated as equivalent failures unless otherwise specified.

Return value/code	Description
0x00000000	The method completed successfully.

Return value/code	Description
ERROR_SUCCESS	
0x00000057 ERROR_INVALID_PARAMETER	The context is invalid.
0x00002344 FRS_ERROR_CONTENTSET_NOT_FOUND	The content set was not found.
0x0000234B FRS_ERROR_RDC_GENERIC	Unknown error in RDC.
0x00002358 FRS_ERROR_XPRESS_INVALID_DATA	The compressed data is invalid.

Exceptions Thrown: No exceptions are thrown beyond those thrown by the underlying RPC protocol [MS-RPCE].

Validating the file transfer request: The server MUST validate the file transfer request by performing the same checks as the **RdcGetFileData** method, except for the checks related to input parameters that exist in the **RdcGetFileData** method but not in the **RdcGetFileDataAsync** method.

Actions Triggered: Upon successfully validating the RDC file data request, the server serves file data from the source needs that were queued by the [RdcPushSourceNeeds](#) method.

Remarks: The data stream returned by the **RdcGetFileDataAsync** method is identical to the format of the data received by a single call to the **RdcGetFileData** method, should the **RdcGetFileData** method be passed a buffer large enough to hold all the data returned by the pipe.

3.2.5 Timer Events

Version vector request time-out: Upon a version vector request time-out, the server tears down its state associated with the logical connection. Pending asynchronous calls on the connection are completed with an error (ERROR_ACCESS_DENIED), and new calls that assume the presence of the connection object fail with the same error code as well.

Time-outs on open file handles: When a context handle is determined stale by a server, it closes all states associated with the context handle. Subsequent calls by a client on the context handle fail with ERROR_INVALID_PARAMETER.

3.2.6 Other Local Events

None.

3.3 Client Details

In the Distributed File System: Replication (DFS-R) Protocol, the client is responsible for driving the state machine to receive and process version chain vectors, updates, and file transfers. A high-level view of the main state machine maintained by the client is depicted in the following figure. It is intended as an example of a DFS-R client. In this instance, the client first requests a notification of a version vector change, then after receiving the notification, it requests the actual version vector.

The client uses a credit system to throttle the number of synchronization instances that it is performing at any given time. A state, GetCredits, is included in the following figure to indicate that

the client throttles the number of version vectors that it receives at any given time. The client also uses a credit system to throttle the number of updates that are received but are not yet processed at any given time. There are no on-the-wire dependencies on how or whether a client manages credits.

A DFS-R server **MUST** be agnostic to the specific way that a client chooses to throttle processing updates.

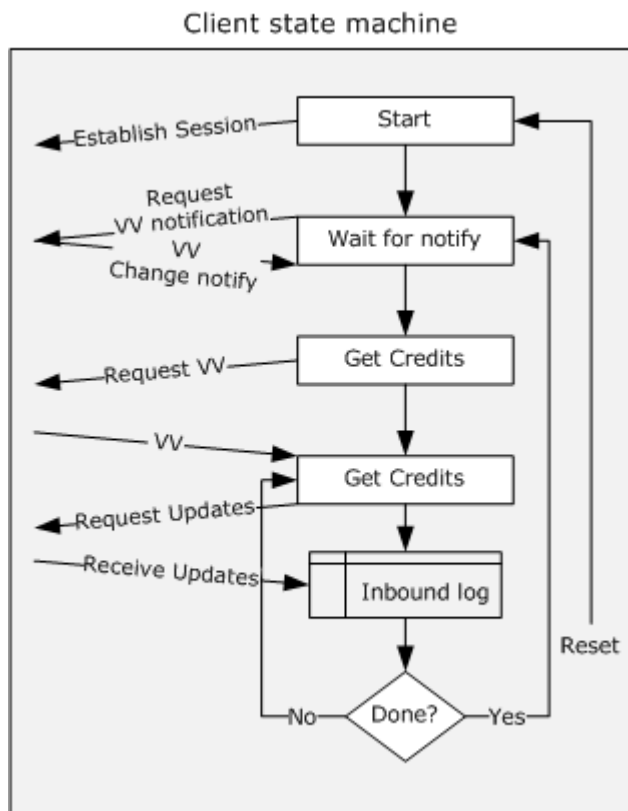


Figure 3: Main state machine maintained by the client

To prepare the ground for the detailed walk-through, presented first is a refinement of the high-level sequence diagram, as specified in section 1.3. The additional call [AsyncPoll](#), which carries the version chain vector response payload, was added, and a file transfer call sequence is illustrated. Furthermore, asynchronous RPC replies are given explicitly for the asynchronous RPC messages.

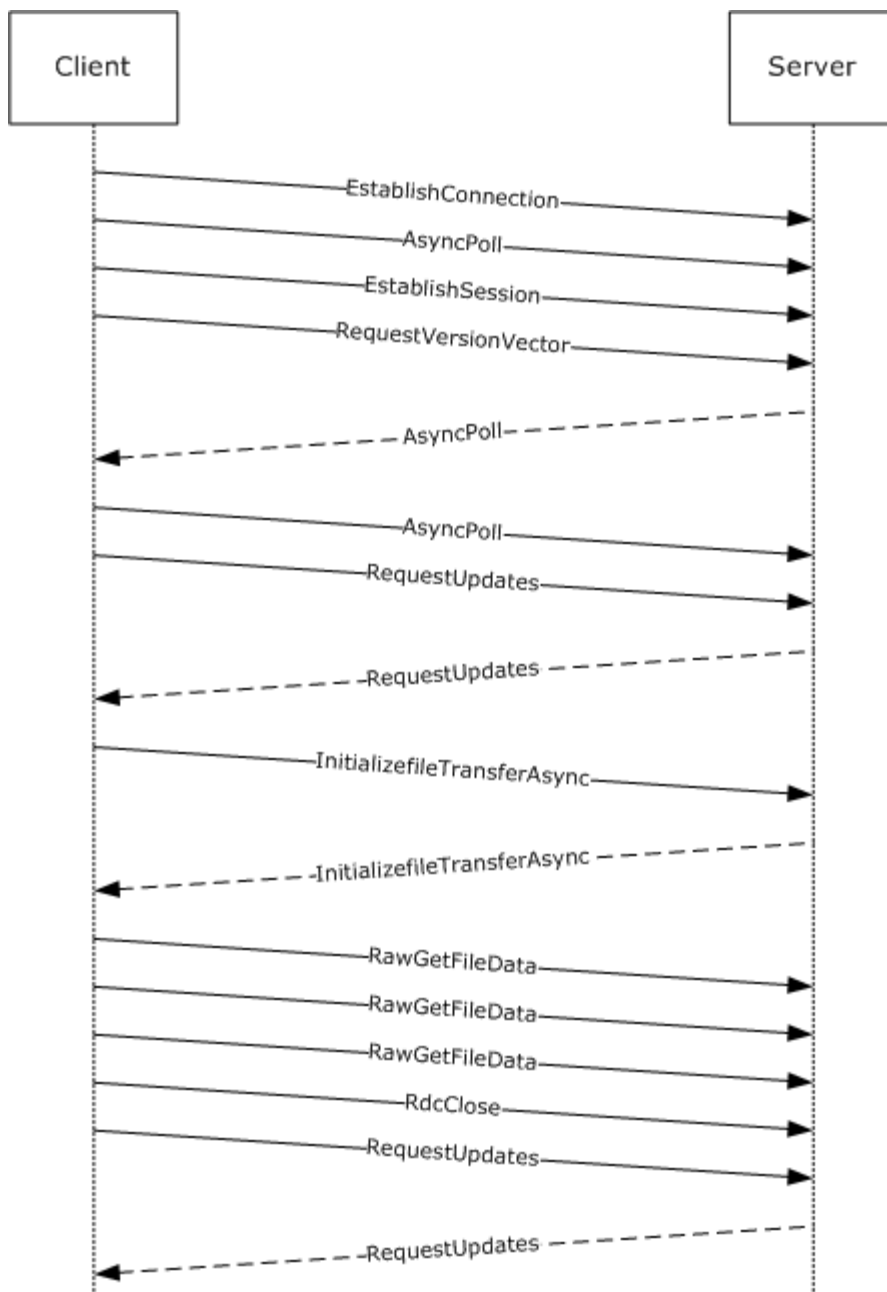


Figure 4: File transfer call sequence

The refined synopsis proceeds as a client as follows:

1. Establishes a logical connection with a server.
2. Registers one asynchronous poll with the server for each logical connection.
3. For each replicated folder that is shared between the client and the server, the client establishes a replication session.

4. For each replication session, the client requests the server version chain vectors.
5. The server completes an asynchronous poll request when it is ready with the version chain vector payload in response to the version chain vector request.
6. When receiving an asynchronous poll response, a client SHOULD field a new asynchronous poll request to handle other or later-version vector requests.
7. When the client receives a version chain vector from the server, it calculates the versions that are not known to it and requests updates from the server pertaining to these versions.
8. When the client receives updates from the server, it processes these. While processing a requested update, the client machine may decide that the server updates correspond to file content that it needs to replicate in. It then requests the server to send the file.
9. A file transfer starts with an initialization of file transfer ([InitializeFileTransferAsync](#)). This establishes a context handle for the file transfer.
10. A raw file transfer proceeds when the client requests chunks of a file by using the context handle.
11. When the file transfer has been completed by reaching the end of file or as a result of cancellation, a client MUST close the context handle by using `RdcClose`.
12. The client registers a request for updated version chain vectors from the server when it has received all updates from the previous version chain vector.

For detailed summaries of the set of state machines that clarify their relative dependencies, see diagrams in sections [3.3.1.1](#), [3.3.1.2](#), [3.3.1.3](#), [3.3.1.4](#), and [3.3.1.5](#).

3.3.1 Abstract Data Model

This section describes a conceptual model of possible data organization that an implementation maintains to participate in this protocol. The described organization is provided to facilitate the explanation of how the protocol behaves. This document does not mandate that implementations adhere to this model as long as their external behavior is consistent with that described in this document.

3.3.1.1 Connection State Machine

The following figure specifies the state machine to be referred to when DFS-R establishes a connection. It introduces the following connection states.

- **Disconnected:** A client is not connected. When transitioning to the Disconnected state from the Connected or Polling state, the client terminates all replicated folder sessions associated with this connection (see section [3.3.1.2](#)).
- **Connected:** A client has established a connection successfully.
- **Polling:** A client has registered an asynchronous poll.

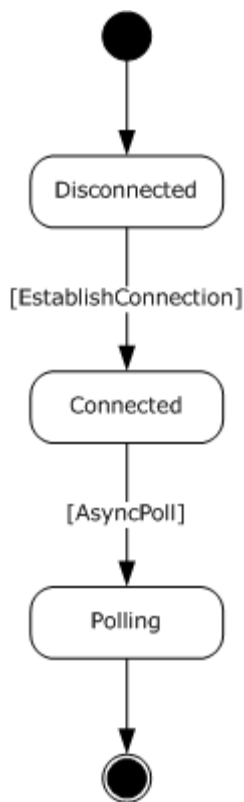


Figure 5: State machine referred to when DFS-R establishes a connection

3.3.1.2 Replicated Folder Session State Machine

The Distributed File System: Replication (DFS-R) Protocol requires that a client establishes a session for each **replicated folder** that is configured on a connection. All replication activity takes place within one such session. The following figure specifies the state machine for replicating content on replicated folder. In this initial state, it is assumed that the state machine that establishes a connection has reached its terminal state. It introduces the following replicated folder session states.

- **Restart:** A client has not established a replication session for a replicated folder. When transitioning to the Restart state following a session error or a session termination, the client should cancel or wait for all outstanding RPC calls for the given replicated folder to complete before calling the [EstablishSession](#) method again.
- **InSession:** The client has established a replicated folder session with the server for a replicated folder.
- **Requesting Version Vector:** The client has registered a request for notification when the server's version chain vector changes.
- **Poll Again:** The client has been notified of a version chain vector change by the server and has registered a request for the server's version chain vector.
- **Requesting Updates:** The client has received the server's version chain vector and is requesting updates based on the received version chain vector.

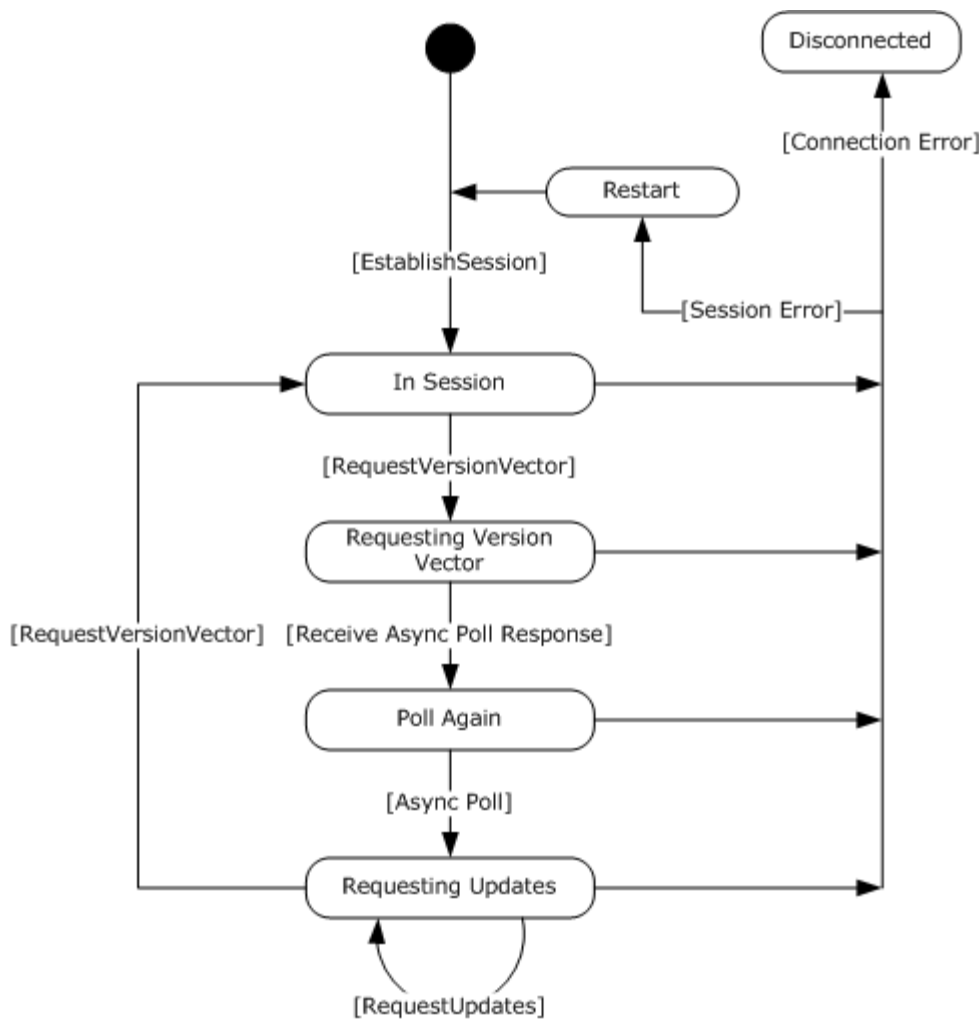


Figure 6: Main update request state machine

3.3.1.3 Slow Sync

Slow Sync is a secondary means to ensure the consistency of the data between each pair of machines. The main part of the Distributed File System Replication (DFS-R) protocol of exchanging version vectors may in some circumstances, such as garbage collection of tombstone updates, leave inconsistencies between machines undetected. The slow sync process is periodically run on a client for each replicated folder to detect and correct such inconsistencies. [<29>](#)

When specifying the Slow Sync protocol, the following states are referred to:

- **SlowSyncInit:** The client starts a slow sync with the server for a particular replicated folder by requesting a version chain vector from the server via the [RequestVersionVector](#) method, setting *requestType* to REQUEST_SLOW_SYNC.
- **SlowSync Requesting Version Vector:** The client is waiting for the server's asynchronous callback to the [AsyncPoll](#) method to supply the requested version chain vector.
- **SlowSync Poll Again:** The client registers an additional poll with the server.

- **SlowSync Request Records:** The client requests all of the replicated folder's non-tombstone update records from the server and processes them.

The state transitions associated with Slow Sync follow.

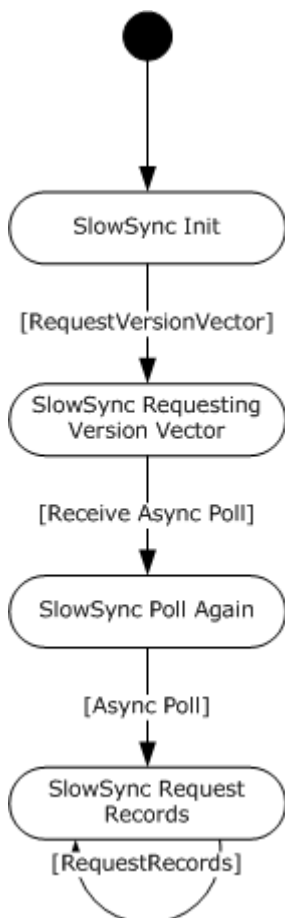


Figure 7: Slow Sync state machine

3.3.1.4 Raw File Transfer

A direct file transfer (one that does not use RDC) starts by a call to [InitializeFileTransferAsync](#) with `rdcDesired` set to 0. The transfer may be fully finished when this call completes, or may have to be finished by using either [RawGetFileData](#) or [RawGetFileDataAsync](#). When the server signals the end of file, the client uses [RdcClose](#) to dispose of the context handle associated with the file download. The state transitions associated with a raw file download are illustrated as follows.

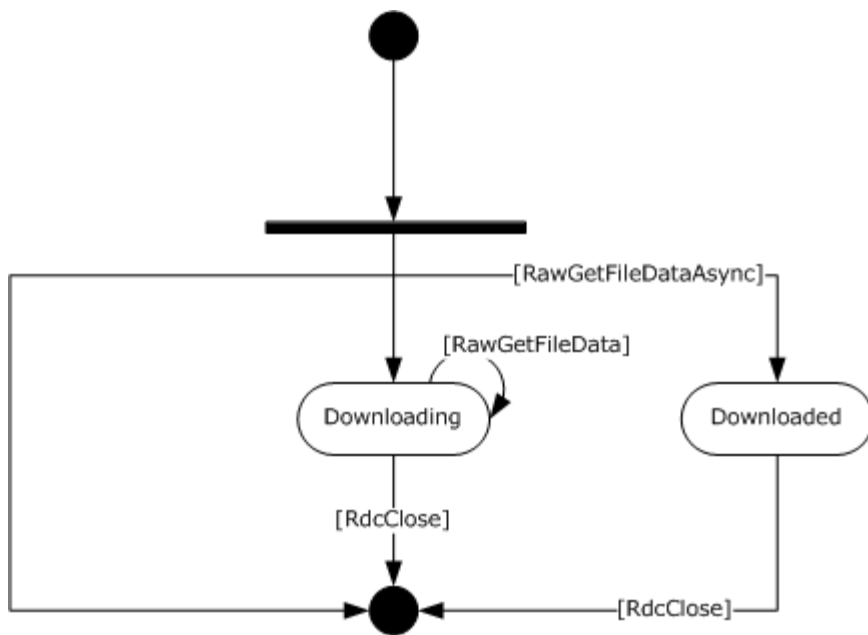


Figure 8: Raw file transfer state machine

3.3.1.5 RDC File Transfer

A transfer over the RDC protocol starts and finishes similarly to a direct file transfer. The client first uses an [InitializeFileTransferAsync](#) to establish a context handle for the file, and then calls [RdcGetSignatures](#) to retrieve the signatures (possibly at recursive levels) that pertain to the file being transferred. To retrieve file data at given offsets and lengths, the client uses [RdcPushSourceNeeds](#) to indicate which data ranges are requested from the file to be transferred. Notice that several ranges may be coalesced in a single call to **RdcPushSourceNeeds**. To retrieve actual file data, the client uses separate calls, [RdcGetFileData](#), or a single call to [RdcGetFileDataAsync](#). When the file transfer is done, the client is required to use [RdcClose](#) to context handle gracefully.

RDC allows the application to choose the recursion depth arbitrarily. Choosing an optimum recursion depth is difficult because many factors are involved, including the available network bandwidth and network latency, the speed and load of the disk storage systems on the server and client machines, as well as available CPU time for computing signatures, if necessary. <30>

There are few constraints on the order in which a client uses these APIs. Signature data and file data can be downloaded concurrently.

The DFS-R server requires that the client follow the following rules:

1. A client initializes RDC transfer using **InitializeFileTransferAsync**, specifying that it wants to perform a download using RDC.
2. If a server determines that the file to be served is not suitable for the RDC protocol, it sets `rdcSignatureLevels` to 0 in the [FRS_RDC_FILEINFO](#) structure. The client then has to complete the download by using a direct transfer, as if it had not requested the RDC protocol.
3. A client serializes its calls to **RdcGetSignatures**, **RdcPushSourceNeeds**, **RdcGetFileData**, or **RdcGetFileDataAsync**.

4. The accumulated amount of data requested using **RdcGetFileData** or **RdcGetFileDataAsync** never exceeds the length of the intervals pushed by **RdcPushSourceNeeds**. The DFS-R server is otherwise free to fail all subsequent requests on that context handle.
5. **RdcClose** terminates a context handle and no further requests can be made on the context handle following this call. The RPC runtime furthermore enforces this constraint.

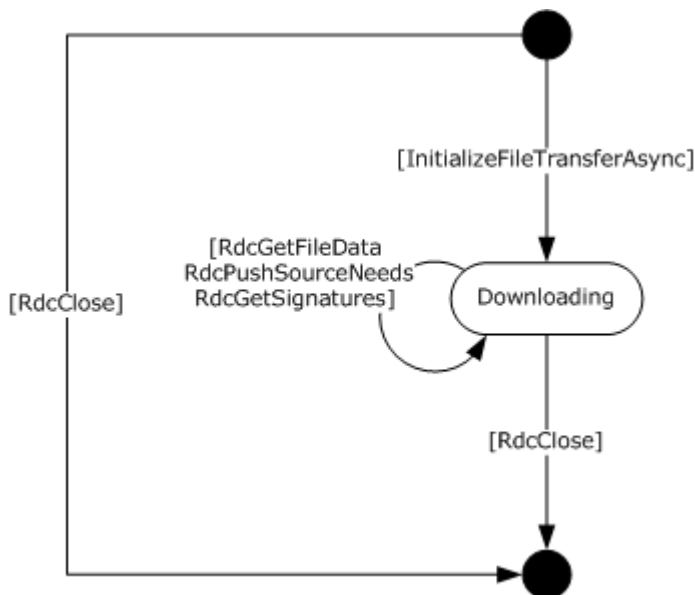


Figure 9: RDC file transfer state machine

Note The client has to call **RdcGetFileData** or **RdcGetFileDataAsync**, but cannot call both.

3.3.2 Timers

[<31>](#)

3.3.3 Initialization

For each configured connection, a client creates a separate state machine, as specified in the figure in section [3.3.1.1](#), and enters the DisConnected state in each state machine.

When an msDFSR-Connection object is added or removed, clients either establish (when added) or terminate (when removed) logical connection objects. Clients may delay establishing a connection based on a configured schedule.

3.3.4 Message Processing Events and Sequencing Rules

In DFS-R, the client initiates all communication with the server. Only in a few cases does the server trigger a callback into the client when completing asynchronous RPC messages. For uniformity, the message processing events are presented as triggered by a successful call to [EstablishConnection](#). All subsequent actions and messages are triggered by replies by the server. The initial client state is DisConnected.

3.3.4.1 DisConnected

Message Handling: None.

Actions Triggered: A client MUST, possibly with a delay induced by a schedule, call [EstablishConnection](#) to establish connection objects with each configured inbound connection.

Sequencing: All RPC traffic, other than [CheckConnectivity](#), with the server must have been preceded by an **EstablishConnection** method.

Error Handling: None.

3.3.4.2 EstablishConnection Completes

Upon successful completion, the client has established an outbound connection with the server.

Actions Triggered: The client MUST transition from the Disconnected connection state to the Connected connection state. See section [3.3.1.1](#) for a summary of the connection state machine.

Following the transition to the Connected connection state, the client MUST call the [AsyncPoll](#) method to register a callback with the server, then transition to the Polling connection state. The client MUST then call the [EstablishSession](#) method for each replicated folder that is part of the specified connection's replication group.

Sequencing: The [EstablishConnection](#) method MUST be invoked by the client only in the disconnected state.

Error Handling: The following table summarizes the set of errors returned by the **EstablishConnection** method that cause a client to behave in specific ways.

Error code	Client Response
0x00000000 ERROR_SUCCESS	The client MUST perform the actions listed under the Actions Triggered heading.
All non-zero error codes	The client MUST transition to the Disconnected connection state. The client SHOULD try to re-establish the connection by calling the EstablishConnection method after a time-out interval of its choice.

3.3.4.3 EstablishSession Completes

Upon successful completion the client has established a replicated folder session with the server.

Actions Triggered: The client MUST transition the replicated folder from the Restart session state to the InSession session state. See section [3.3.1.2](#) for a summary of the replicated folder session state machine.

Following the transition to the InSession replicated folder session state, the client MUST register a request for a version chain vector change notification by calling the [RequestVersionVector](#) method and then transition to the Requesting Version Vector replicated folder session state.

Sequencing: A client MUST NOT call the [EstablishSession](#) method until it has established an outbound connection with the server for a particular connection by successfully calling the [EstablishConnection](#) method. After a connection is established, a client SHOULD call the **EstablishSession**.

Error Handling: The following table summarizes the set of errors returned by the **EstablishSession** method that cause a client to behave in specific ways.

Error code	Client Response
0x00000000 ERROR_SUCCESS	The client MUST perform the actions listed under the Actions Triggered heading.
0x00002342 FRS_ERROR_CONNECTION_INVALID	The client MUST transition to the Disconnected connection state. The client SHOULD try to re-establish the connection by calling the EstablishConnection method after a time-out interval of its choice.
0x00002375 FRS_ERROR_CONTENTSET_READ_ONLY	The client MUST remain in the Polling connection state, but SHOULD not call the EstablishSession method again for this replicated folder.
0x000006A4 – 0x00000788 RPC errors	The client MUST transition to the Disconnected connection state. The client SHOULD try to re-establish the connection by calling the EstablishConnection method after a time-out interval of its choice.
All other non-zero error codes	The client MUST remain in the Polling connection state and SHOULD call the EstablishSession method again for this replicated folder, after a time-out interval of its choice.

3.3.4.4 RequestVersionVector Completes

Upon successful completion the client has requested a version chain vector / version chain vector change notification from the server.

Actions Triggered: The client MUST wait for the corresponding [AsyncPoll](#) request to complete.

Error Handling: The following table summarizes the set of errors returned by the [RequestVersionVector](#) method that cause a client to behave in specific ways.

Error code	Client Response
0x00000000 ERROR_SUCCESS	The client MUST perform the actions listed under the Actions Triggered heading.
All non-zero error codes	The client MUST transition to the Disconnected connection state. The client SHOULD try to re-establish the connection by calling the EstablishConnection method after a time-out interval of its choice.

3.3.4.5 AsyncPoll Completes

Upon successful completion the server has responded to a previous call by the client to the [RequestVersionVector](#) method for a particular replicated folder.

Actions Triggered: The client MUST register another [AsyncPoll](#) callback for the connection on which the **AsyncPoll** method completed.

Subsequent actions are dependent on the type of version vector request that triggered this **AsyncPoll** completion.

REQUEST_NORMAL_SYNC: If the client's replicated folder session state is currently Requesting Version Vector, then the **AsyncPoll** completion indicates that the server's version vector has changed to contain versions that are not known to the client. The client MUST request the changed version vector from the server by calling the **RequestVersionVector** method with the *changeType* parameter equal to CHANGE_ALL and then MUST enter the Poll Again replicated folder session state.

If the client's replicated folder session state is currently Poll Again then the **AsyncPoll** completion indicates that the server has sent its version chain vector to the client. The client MUST enter the Requesting Updates replicated folder session state. The client MUST then request updates pertaining to the version chain vector received from the server. The client uses calls to the [RequestUpdates](#) method to retrieve updates from the server.

If the client's replicated folder session state is neither Requesting Version Vector nor Poll Again, then the client MUST ignore the reply from the server.

REQUEST_SLOW_SYNC: If the client's slow sync state is currently Requesting Version Vector then the client MUST transition to the Request Records slow sync state (see section [3.3.1.3](#)) and MUST call the [RequestRecords](#) method to request the replicated folder's live update records from the server.

If the client's slow sync state is not Requesting Version Vector then the client MUST ignore the response from the server.

Error Handling: The following table summarizes the set of errors returned by the **AsyncPoll** method upon invocation that cause a client to behave in specific ways. (This is the only asynchronous RPC call whose errors are handled differently during invocation and asynchronous completion).

Error code	Client Response
0x00000000 ERROR_SUCCESS	The client MUST perform the actions listed under the Actions Triggered heading.
All non-zero error codes	The client SHOULD try to call AsyncPoll again after a time-out interval of its choice.

The following table summarizes the set of errors returned by the **AsyncPoll** method upon asynchronous completion that cause a client to behave in specific ways.

Error code	Client Response
0x00000000 ERROR_SUCCESS	The client MUST perform the actions listed under the Actions Triggered heading.
All non-zero error codes	The client MUST transition to the Disconnected connection state. The client SHOULD try to re-establish the connection by calling the EstablishConnection method after a time-out interval of its choice.

3.3.4.6 RequestUpdates Completes

Upon successful completion, the server has returned at least some of the requested updates to the client.

Actions Triggered: Upon an asynchronous callback from the [RequestUpdates](#) method while in the Requesting Updates replicated folder session state, the client MUST queue received updates and process them as specified in section [3.3.4.6.2](#).

Because it is possible that not all updates could be sent in response to one **RequestUpdates** method call, the client MUST follow the state transitions specified in section [3.3.4.6.1](#) to ensure that it receives updates held by the server.

Error Handling: The following table summarizes the set of errors returned by the **RequestUpdates** method that cause a client to behave in specific ways.

Error code	Client Response
0x00000000 ERROR_SUCCESS	The client MUST perform the actions listed under the Actions Triggered heading.
0x00002344 FRS_ERROR_CONTENTSET_NOT_FOUND	The client MUST remain in the Polling connection state and enter the Restart replicated folder session state.
All other non-zero error codes	The client MUST transition to the Disconnected connection state. The client SHOULD try to re-establish the connection by calling the EstablishConnection method after a time-out interval of its choice.

3.3.4.6.1 Requesting Updates (State Transitions)

To obtain all updates whose GVSNs are contained in a version chain vector VV, the client may have to call the [RequestUpdates](#) method multiple times. The client is expected to maintain a state machine of the following form.

Initially; set updateRequestType = UPDATE_REQUEST_ALL and versionVectorDiff = VV.

In response to the completion of **RequestUpdates** method calls, the client updates updateRequestType and versionVectorDiff according to the following state transitions.

State Transitions for Requesting Updates

in updateRequestType	out updateStatus	State transition
UPDATE_REQUEST_ALL	UPDATE_STATUS_DONE	Done. All updates from VV will have been received if the client followed this protocol.
UPDATE_REQUEST_ALL	UPDATE_STATUS_MORE	Set updateRequestType to UPDATE_REQUEST_TOMBSTONES. Remove all entries from versionVectorDiff that are lexicographically less than or equal to (gvsndbGuid, gvsnVersion).
UPDATE_REQUEST_TOMBSTONES	UPDATE_STATUS_DONE	Set updateRequestType to UPDATE_REQUEST_LIVE and set versionVectorDiff = VV.
UPDATE_REQUEST_TOMBSTONES	UPDATE_STATUS_MORE	The value of updateRequestType remains UPDATE_REQUEST_TOMBSTONES. Remove all entries from versionVectorDiff that are lexicographically less than or

in updateRequestType	out updateStatus	State transition
		equal to (gvsnDbGuid, gvsnVersion).
UPDATE_REQUEST_LIVE	UPDATE_STATUS_DONE	Done. All updates from VV will have been received if the client followed this protocol.
UPDATE_REQUEST_LIVE	UPDATE_STATUS_MORE	The value of updateRequestType remains UPDATE_REQUEST_LIVE . Remove all entries from versionVectorDiff that are lexicographically less than or equal to (gvsnDbGuid, gvsnVersion).

Recall that GVSNs are ordered by the lexicographic extension of the byte-wise ordering on GUIDs and unsigned comparison of VSNs. The ordering on GVSNs is used to prune VV in the previously mentioned protocol by treating version chain vectors as sets of GVSNs, and then by removing elements that are lexicographically less than or equal to a given GVSN.

3.3.4.6.2 Processing Updates

DFS-R ensures convergence by imposing a total ordering on updates. A total ordering is obtained from the fields (**fence**, **attributes**, **createTime**, **clock**, **uidDbGuid**, **uidVersion**, **gvsnDbGuid**, and **gvsnVersion**).

An update with a higher value of **fence** supersedes updates with lower **fence** values; otherwise, the **fence** values are equal.

An update with the directory attribute set in the **attributes** field supersedes updates that do not have the directory attribute set; otherwise, these attributes coincide.

An update with a lower value of the **createTime** supersedes updates with higher values; otherwise, the create times are the same.

An update with a higher value of the **clock** field supersedes updateupdates with a lower value; otherwise, the **clock** fields are the same.

An update with the lexicographically highest **uidDbGuid** supersedes one with a lower value. GUIDs are compared using a lexicographic left-to-right comparison of each byte. Where each byte is treated as an unsigned 8-bit number. The C-standard routine, `memcmp`, may for instance be used to realize this ordering as a positive return value from this routine stipulates that a GUID is lexicographically largest. If the **uidDbGuid** coincide, comparison proceeds to version numbers.

An update with the largest value of **uidVersion** supersedes an update with a lower value of **uidVersion**. Recall that VSNs are unsigned 64-bit numbers. Otherwise, if the versions are the same.

An update with the lexicographically largest **gvsnDbGuid** supersedes one with a lower value; otherwise, if the GUIDs are the same.

An update with the largest **gvsnVersion** supersedes an update with a lower **gvsnVersion**; otherwise, the two updates have the same GVSN, which a well-behaved implementation of DFS-R would allow only if the updates are in fact identical. That is, a well-behaved implementation of DFS-R treats the fields, except for the file hashes, of an update as immutable after it is created. Furthermore, at most one machine should create an update with a given GVSN.

To ensure convergence, a replicating member **MUST** store one update per UID that is maximal with respect to the previously mentioned lexicographic ordering. A replicating member **MUST** implement a conflict resolution strategy according to standard **File Replication Store** semantics of updates. The minimal set of **File Replication Store** conflicts follow.

Dangling child conflict: An update is a dangling child if its present field is nonzero; it is not a replicated folder root; and its parent present field is 0.

A well-formed set of updates does not contain any of the previously mentioned conflicts and such that whenever $\text{update1.parentDbGuid} = \text{update2.uidDbGuid}$, $\text{update1.parentVersion} = \text{update2.uidVersion}$ and update1.present , then $\text{update2.attributes}$ contains the 0x00000010 bit. That is, the bitwise-and with the attribute and the mask 0x00000010 equals 0x00000010. A client **MUST** maintain a well-formed set of updates.

A dangling-child conflict **MUST** be resolved by ensuring that parents are saved in persistent storage prior to their children. Absence of dangling children is then enforced as a protocol invariant.

In addition to dangling-child conflicts, a client **MAY** also resolve cycle and name conflicts.

Cycle conflict: An update update1 introduces a directory cycle if there is a sequence $\text{update1}, \text{update2}, \dots, \text{updatek}$ such update1.present is nonzero and $\text{updatei.parentDbGuid} = \text{update(i+1).uidDbGuid}$, $\text{updatei.parentVersion} = \text{update(i+1).uidVersion}$, for $i = 1 \dots k$, and $\text{update1} = \text{updatek}$.

A cycle conflict **MAY** be resolved by creating an update with a fresh GVSN and a higher clock value that retains the old parent. To ensure convergence using this scheme in the presence of cycle conflicts, a client **MUST** process received updates in ancestral order—parents before children. [<32>](#)

Name conflict: Two updates, update1 and update2 , are in name conflict if their **parentDbGuid** and **parentVersion** fields are the same, they both have the present field set to a nonzero value, and their **name** fields are equal according to an implementation-specific string comparison, but their **uidDbGuid** or **uidDbVersion** are different.

If a client decides to resolve a name conflict, it **MUST** generate a new update for the conflict loser with a fresh GVSN, a clock value that is higher than the name conflict loser, set the **present** field set to 0 and the **nameConflict** field set to 1. To guarantee convergence, a client **MUST NOT** supersede any update with **nameConflict** set to 1 by any update that sets **present** to 1. Name conflicts are resolved. File names are compared using case-insensitive [string](#) comparison. Language-specific collation policies are not used when comparing file names.

Reserved UIDs: DFS-R reserves a number of UIDs for designated resources.

The UID of replicated folder roots: The UID of replicated folder roots is fixed by using version 1 and the GUID of the replicated folder, that is:

- $\text{uidDbGuid} = \{\text{GUID Replicated Folder}\}$
- $\text{uidVersion} = 1$

The GUID of the replicated folder is present in the configuration for DFS-R.

The UID of version vector tombstones: DFS-R allows members to garbage collect entries in their version vectors. When a member determines that a GUID $m1$, which is in the domain of a version chain vector, is stale, it **MAY** generate an update whose UID consists of the following:

- $\text{uidDbGuid} = \text{bitwise XOR}(\{\text{GUID of Replicated Folder}\}, m1)$

- uidVersion = 2

The update's **present** field is set to 0, and the update is broadcast to replication partners. If a replication partner determines that m1 is not stale, it MAY generate an update that subsumes the broadcasted update with the **present** field set to 1 (a nonzero value).<33>

VSNs 0–8 are reserved; therefore, the versions of all other UIDs that correspond to replicated files MUST start with at least version 9.

3.3.4.7 File Downloads

If a client receives an update whose gvsNVersion is larger than any corresponding update that it already has for the same UID and if the received update has the **present** field set to a nonzero value, the client MUST download and persist file contents pertaining to the file. The client MUST either use raw file transfer or use RDC file transfer to download the file. A file transfer with either protocol is initiated by a call to [InitializeFileTransferAsync](#).

3.3.4.7.1 stagingPolicy Parameter

A staging area refers to a cache containing serialized replicated files. The cache need not be kept consistent with the **File Replication Store**. It is up to the client to detect possible inconsistencies and instruct the server how to recover using FRS_REQUESTED_STAGING_POLICY. In other cases, a client may find itself unable to download a file directly from the replicated folder because network latency and bandwidth limitations repeatedly cause the download to fail. In such cases, a client SHOULD use STAGING_REQUIRED to instruct the server to use this more suitable strategy. Clients set STAGING_REQUIRED when encountering return errors ERROR_SHARING_VIOLATION when attempting to download files from a server.

This does not affect the format of the data sent. The server SHOULD honor the request.

3.3.4.8 InitializeFileTransferAsync Completes

Upon successful completion, the client MUST proceed to download the full file contents.

Actions Triggered: If the server context handle returned by the [InitializeFileTransferAsync](#) method is set to 0, the entire contents of the downloaded file fit in the buffer provided as part of the output parameters of the **InitializeFileTransferAsync** method. The client MUST assume that the returned value of *frsUpdate* holds the authoritative metadata for the file contents that correspond to the time that the file download took place.

Sequencing: If the returned context handle is nonzero, the client MUST proceed to download the file contents fully.

1. If the call to the **InitializeFileTransferAsync** method had set the *rdcDesired* parameter to one and the server sets the **rdcSignatureLevels** member in the [FRS_RDC_FILEINFO](#) structure to a number greater than zero, the client MUST proceed by downloading the file contents over the RDC Protocol. It MUST use the **FRS_RDC_FILEINFO** structure to obtain signatures at the level dictated by *rdcFileInfo*. Signatures on the server are retrieved by calling the [RdcGetSignatures](#) method.
2. The client MUST ensure that the parameters of the remote signatures match the parameters of the local signatures. If the parameters do not match, the client MUST either generate signatures with the correct parameters or download the file contents using the **RawGetFileData** method or the **RawGetFileDataAsync** method.

- If the call to the **InitializeFileTransferAsync** method had set the *rdcDesired* parameter to 0 or if the server set the **rdcSignatureLevels** member in the **FRS_RDC_FILEINFO** structure to 0, the client MUST proceed by downloading the file contents using the [RawGetFileData](#) method or the [RawGetFileDataAsync](#) method.

Recall that the **RawGetFileDataAsync** method is supported only in protocol version 0x00050002.

Error Handling: The following table summarizes the set of errors returned by the **InitializeFileTransferAsync** method that cause a client to behave in specific ways. A client MUST retry the download on all other error codes.

Error code	Client Response
0x00000000 ERROR_SUCCESS	The client MUST perform the actions listed under the Actions Triggered heading.
0x00002342 FRS_ERROR_CONNECTION_INVALID	The client MUST transition to the Disconnected connection state. The client SHOULD try to re-establish the connection by calling the EstablishConnection method after a time-out interval of its choice.
0x00002344 FRS_ERROR_CONTENTSET_NOT_FOUND	The client MUST remain in the Polling connection state and enter the Restart replicated folder session state.
0x0000234B FRS_ERROR_RDC_GENERIC	The client MUST retry the download, setting the <i>rdcDesired</i> parameter to 0.
0x00002358 FRS_ERROR_XPRESS_INVALID_DATA	The client MUST retry the download, setting the <i>stagingPolicy</i> parameter to RESTAGING_REQUIRED.
Any other non-zero error code	The client MUST retry the download.

3.3.4.9 RawGetFileData Completes

Upon successful completion, the client has received the next buffer of marshaled data (as specified in section [3.2.4.1.14](#)) from the file identified by the specified server context.

Note: the marshaled file data received from this call does not use the [Remote Differential Compression Algorithm](#) (as specified in [MS-RDC]) when replicating a changed file.

Actions Triggered: In order to receive the full file contents, the client MUST create another call to the [RawGetFileData](#) method if the output value of the *isEndOfFile* parameter is 0. If the output value of *isEndOfFile* is 1, the client MUST call the [RdcClose](#) method on the context handle associated with the file download.

Sequencing: The client MUST NOT issue another call to the **RawGetFileData** method on the same file before the previous call has completed.

Error Handling: The following table summarizes the set of errors returned by the **RawGetFileData** method that cause a client to behave in specific ways. A client MUST retry the download on all other error codes.

Error code	Client Response
0x00000000	The client MUST perform the actions listed under the Actions Triggered heading.

Error code	Client Response
ERROR_SUCCESS	
0x00002344 FRS_ERROR_CONTENTSET_NOT_FOUND	The client MUST remain in the Polling connection state and enter the Restart replicated folder session state.
0x000006A4 – 0x00000788 RPC errors	The client MUST transition to the Disconnected connection state. The client SHOULD try to re-establish the connection by calling the EstablishConnection method after a time-out interval of its choice.
Any other non-zero error code	The client MUST retry the download.

3.3.4.10 RdcClose Completes

Upon successful completion, the client has terminated the file transfer associated with the specified server context.

Actions Triggered: None.

Sequencing: A client MUST NOT use the context handle after it has been closed using the [RdcClose](#) method.

Error Handling: The following table summarizes the set of errors returned by the **RdcClose** method that cause a client to behave in specific ways.

Error code	Client Response
0x00000000 ERROR_SUCCESS	The client MUST perform the actions listed under the Actions Triggered heading.
0x000006A4 – 0x00000788 RPC errors	The client MUST transition to the Disconnected connection state and destroy any client context associated with the server context.

3.3.4.11 RawGetFileDataAsync Completes

Recall that the [RawGetFileDataAsync](#) method is supported only in protocol version 0x00050002.

Upon successful completion, the client has received the entire marshaled data (as specified in section [3.2.4.1.14](#)) from the file identified by the specified server context.

Note: the marshaled file data received from this call does not use the [Remote Differential Compression Algorithm](#) (as specified in [MS-RDC]) when replicating a changed file.

Actions Triggered: The client MUST persist the data received in the call and MUST call the [RdcClose](#) method to dispose of the context handle.

Sequencing: The client MUST NOT issue any other method call with this server context except **RdcClose**.

Error Handling: Same as for the [RawGetFileData](#) method.

3.3.4.12 RdcGetSignatures Completes

Upon successful completion, the client has received the requested signature data for the specified RDC recursion level.

Note: This method uses the [Remote Differential Compression Algorithm](#), as specified in [MS-RDC], when replicating a changed file.

Actions Triggered: For a given level, if the previous completed call set the value of the output parameter *sizeRead* equal to the value of the input parameter *length* then the client has not received the full signature contents and the client MUST create another call to the [RdcGetSignatures](#) method with the same input level.

When making multiple calls to the **RdcGetSignatures** method for a given level, the value of the input parameter *offset* MUST be the sum of the values of the output parameter *sizeRead* for all the previous completed calls.

The client may use the requested signature data to reconstruct the file being downloaded by using the RDC Algorithm. After comparing the source signatures to the seed signatures (as specified in [MS-RDC]), the client produces a list of needs (list of file ranges that the client needs in order to reconstruct the file). The client separates the seed and source needs and then sends the source needs to the server with the [RdcPushSourceNeeds](#) method.

Thus, file reconstruction proceeds by submitting further calls to the **RdcGetSignatures** method or calling the **RdcPushSourceNeeds** method with data ranges of bytes that the client requests to be downloaded.

Sequencing: None.

Error Handling: The following table summarizes the set of errors returned by the **RdcGetSignatures** method that cause a client to behave in specific ways.

Error code	Client Response
0x00000000 ERROR_SUCCESS	The client MUST perform the actions listed under the Actions Triggered heading.
0x00002344 FRS_ERROR_CONTENTSET_NOT_FOUND	The client MUST remain in the Polling connection state and enter the Restart replicated folder session state.
0x0000234B FRS_ERROR_RDC_GENERIC	The client MUST retry the download, setting the <i>rdcDesired</i> parameter to 0.
0x000006A4 – 0x00000788 RPC errors	The client MUST transition to the Disconnected connection state. The client SHOULD try to re-establish the connection by calling the EstablishConnection method after a time-out interval of its choice.
Any other non-zero error code	The client MUST retry the download.

3.3.4.13 RdcPushSourceNeeds Completes

The source needs specify byte ranges from the marshaled source file being transferred.

Upon successful completion, the client has requested a set of data ranges from the source file being transferred.

Actions Triggered: A client MUST call the [RdcGetFileData](#) method or the [RdcGetFileDataAsync](#) method in order to obtain the file data specified by the [RdcPushSourceNeeds](#) method calls.

Sequencing: This method is used after a server context is established with the [InitializeFileTransferAsync](#) method of the **FrsTransport** interface.

The client MAY call this function multiple times but MUST NOT exceed more than CONFIG_RDC_NEED_QUEUE_SIZE (see section [2.2.1.1.6](#)) source needs outstanding before retrieving them with the **RdcGetFileData** method or the **RdcGetFileDataAsync** method.

Error Handling: The following table summarizes the set of errors returned by the **RdcPushSourceNeeds** method that cause a client to behave in specific ways.

Error code	Client Response
0x00000000 ERROR_SUCCESS	The client MUST perform the actions listed under the Actions Triggered heading.
0x00002344 FRS_ERROR_CONTENTSET_NOT_FOUND	The client MUST remain in the Polling connection state and enter the Restart replicated folder session state.
0x000006A4 – 0x00000788 RPC errors	The client MUST transition to the Disconnected connection state. The client SHOULD try to re-establish the connection by calling the EstablishConnection method after a time-out interval of its choice.
Any other non-zero error code	The client MUST retry the download.

3.3.4.14 RdcGetFileData Completes

This method uses the [Remote Differential Compression Algorithm](#) (as specified in [MS-RDC]) when replicating a changed file. The data stream returned by the [RdcGetFileData](#) method is composed of ranges from the marshaled source file.

Upon successful completion, the client has successfully received file data as specified by previous calls to the [RdcPushSourceNeeds](#) method.

Actions Triggered: The data stream is broken into blocks of compressed and uncompressed data. To receive all the source data requested by the **RdcPushSourceNeeds** method call, a client MUST call the **RdcGetFileData** method, possibly repeatedly, until the server returns zero as the value of the **RdcGetFileData** method's *sizeReturned* output parameter.

Sequencing: This method is used after a server context is established via the [InitializeFileTransferAsync](#) method and after the set of source needs for this file has been sent to the server via the **RdcPushSourceNeeds** method.

Error Handling: The following table summarizes the set of errors returned by the **RdcGetFileData** method that cause a client to behave in specific ways.

Error code	Client Response
0x00000000 ERROR_SUCCESS	The client MUST perform the actions listed under the Actions Triggered heading.
0x00002344	The client MUST remain in the Polling connection state (as specified in section 3.3.1.1) and enter the Restart replicated

Error code	Client Response
FRS_ERROR_CONTENTSET_NOT_FOUND	folder session state (as specified in section 3.3.1.2).
0x00002358 FRS_ERROR_XPRESS_INVALID_DATA	The client MUST retry the download, setting the <i>stagingPolicy</i> parameter to RESTAGING_REQUIRED.
0x000006A4 – 0x00000788 RPC errors	The client MUST transition to the Disconnected connection state. The client SHOULD try to re-establish the connection by calling the EstablishConnection method after a time-out interval of its choice.
Any other non-zero error code	The client MUST retry the download.

3.3.4.15 RdcGetFileDataAsync Completes

Recall that [RdcGetFileDataAsync](#) is supported only in protocol version 0x00050002.

Message Handling: Upon successful completion, the client has successfully received file data, as requested by previous calls to the [RdcPushSourceNeeds](#) method.

Actions Triggered: The client MUST persist the data received in the call and MUST call the [RdcClose](#) method to dispose of the context handle.

Sequencing: The client MUST NOT issue any other method call with this server context except [RdcClose](#).

Error Handling: Same as for the [RdcGetFileData](#) method.

3.3.4.16 Request Records Completes

Upon successful completion the server has returned at least some of the requested records to the client.

Actions Triggered: Upon an asynchronous callback from the [RequestRecords](#) method while in the Request Records slow sync state, the client MUST queue the received records and process them as specified in section [3.3.4.16.2](#).

If the client's slow sync state is not Request Records, then the client MUST ignore the reply from the server.

Because it is possible that not all records could be sent in response to one [RequestRecords](#) method call, the client MUST follow the state transitions specified in section [3.3.4.16.1](#) to ensure that it receives all records held by the server.

Error Handling: The following table summarizes the set of errors returned by [RequestRecords](#) that cause a client to behave in specific ways.

Error code	Client Response
0x00000000 ERROR_SUCCESS	The client MUST perform the actions listed under the Actions Triggered heading.
0x00002344 FRS_ERROR_CONTENTSET_NOT_FOUND	The client MUST abort the ongoing slow sync.

Error code	Client Response
0x000024FE FRS_ERROR_CSMAN_OFFLINE	The client MUST abort the ongoing slow sync.
All other non-zero error codes	The client SHOULD retry the records request after a timeout of its choice. <34>

3.3.4.16.1 Requesting Records (State Transitions)

To obtain all records for live (non-tombstone) updates on the server, the client may have to call the [RequestRecords](#) method multiple times. The client is expected to maintain a state machine of the following form.

Initially the client MUST set `uidDbGuid` = zeroed GUID and `uidVersion` = 0.

In response to the completion of **RequestRecords** method calls, the client updates `uidDbGuid` and `uidVersion` according to the following state transitions.

State Transitions for Requesting Records

Let `rec` be the last `FRS_ID_GVSN` record in the *compressedRecords* buffer that was returned by the previous call to `RequestRecords`.

out (<code>uidDbGuid</code> , <code>uidVersion</code>)	State transition
(x,y) Ignored	Done. All records for live updates will have been received if the client followed this protocol.
(x,y)	Call the <code>RequestRecords</code> method again, setting the <i>uidDbGuid</i> parameter to <code>rec.uidDbGuid</code> and setting the <i>uidVersion</i> parameter to <code>rec.uidVersion</code> .

3.3.4.16.2 Processing Records

For each record received from the server that is contained in both the server and client version vectors, the client determines whether there is a mismatch.

If the UID of the record is not saved in persistent storage locally, this record is a mismatch.

Otherwise, if the GVSN of the record does not match the GVSN of the corresponding record in the local database, this record is a mismatch.

If the record was found to be a mismatch, the client engages in a resolution process. The policy for this resolution is implementation-dependent. [<35>](#)

3.3.4.17 UpdateCancel

Upon successful completion, the client has notified the server that an update received from the server could not be processed by the client.

Actions Triggered: The client does not have to perform any further actions.

Sequencing: This method is used if, at any time, the client is unable to process an update. It guarantees that the server will return that update again the next time the client calls [RequestVersionVector](#).

Error Handling: The following table summarizes the set of errors returned by the [UpdateCancel](#) method that cause a client to behave in specific ways.

Error code	Client Response
0x00000000 ERROR_SUCCESS	The client MUST perform the actions listed under the Actions Triggered heading.
0x00002344 FRS_ERROR_CONTENTSET_NOT_FOUND	The client MUST remain in the Polling connection state and enter the Restart replicated folder session state.
Any other non-zero error code	The client MUST transition to the Disconnected connection state. The client SHOULD try to re-establish the connection by calling the EstablishConnection method after a time-out interval of its choice.

3.3.4.18 AsyncPoll Completes for REQUEST_SUBORDINATE_SYNC

A client can specify REQUEST_SUBORDINATE_SYNC in the requestType associated with a version chain vector request at any time. When such a version chain vector request is issued and how this version chain vector is used are both implementation specific. [<36>](#)

3.3.5 Timer Events

Connection schedules: When a client enters a connection schedule, it uses EstablishConnection to create a fresh logical connection with the server.

Update throttle time-outs: Client maintains a throttle in the frequency for requesting new updates. This is entirely for the purpose of ensuring that frequently changing files do not overwhelm the network.

3.3.6 Other Local Events

None.

4 Protocol Examples

4.1 Abstract Protocol Examples

In the following examples, two machines—A and B—synchronize a common replicated folder using the DFS-R synchronization protocol. The examples are intended to illustrate the use of the basic DFS-R components and data structures.

Assume that machine A starts with a database that has a designated record for the replicated folder root. A designated machine R, the replicated folder root, owns this resource. The fields of the root record in the database maintained by DFS-R include the GVSN, UID, fid (a file reference number to identify the replicated folder root directory on the **File Replication Store**), the name of the replicated folder directory, and a pointer to a parent record, which for the root is null.

{gvsn = (R,0), uid = (R,0), fid = 57, name = "share", parent = null}.

Note that the GVSN and the UID are the same here. This is a general rule: UID coincides with the GVSN value that corresponds to the first occurrence (creation) of resource. The GVSN representation has been reused to generate UIDs; by taking advantage of that machine, version number combinations are globally unique. The version chain vector of machine A consists of the map: {}, and its local version sequence number count is initially at 0. The state of machine B is similar, except that the fid field associated with the share is most likely different.

4.1.1 Basic Content Distribution

Suppose that machine A creates two files, a and b, under the replicated folder root. DFS-R updates the database accordingly. In particular, the global version of A is incremented and this gvsn value is assigned to the newly created resource. During the next communication, session machine A realizes by comparing version chain vectors that something happened on A that B does not know. Consequently, A sends all the updates that correspond to unknown gvsn values. Thus, the file creation (edition, renaming, or deletion) operation is propagated to B.

In more detail, when the local updates are processed by FRS, A's database will look like the following figure.

uid	gvsn	fid	name	parent
(R,0)	(R,0)	57	share	null
(A,1)	(A,1)	69	a	(R,0)
(A,2)	(A,2)	77	b	(R,0)

vv: {A → 2}

Figure 10: Database contents of machine A

The mapping {R 0} is implicit in the version chain vector. In general, version chain vectors map to 0 on machines that are not part of the provided domain. When A joins with B, it sends {A 2} to B.

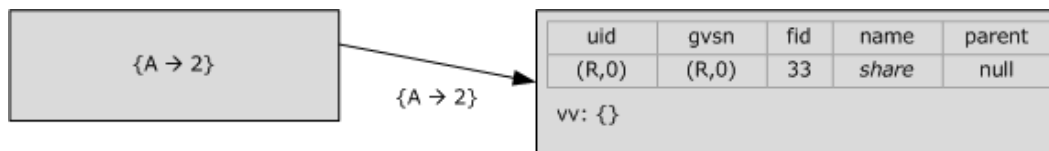


Figure 11: Sending the version vector to machine B

Based on this information, B computes the set difference between its version chain vector, which is empty, and the version chain vector {A 2} received from A. The set difference is {A 2}. B then requests updates that come from the set difference. Responding to the update request, A sends the two records for a and b to B. B determines that it must ask A to also send the contents of the files a and b to it. After receiving the content, it can insert those files into its local version of the share and update its database.

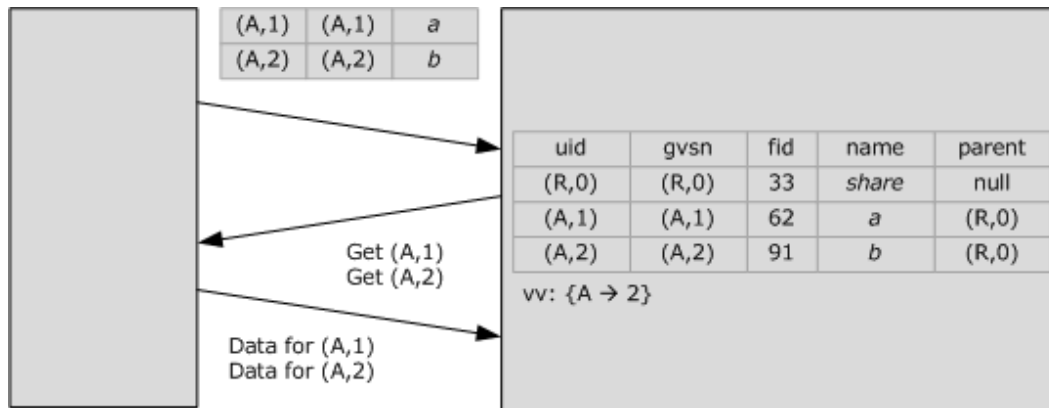


Figure 12: Database contents of machine B after file replication

4.1.2 Version Chain Vector Logic - Two Machines

Machines A and B are initially synchronized, and they have the same version chain vectors (these are intended to be synonyms)—for example, {A20, B30}. When a replicated file is edited on A, the version of A is incremented. Therefore, A's version chain vector now is {A21, B30}. Also, the GVSN (A21) is assigned to the resource. During the next communication session, the difference between the version chain vectors is computed first. In this case, it is {A21}, exactly the gvsn index of the edited resource. In the end of the session, after the new content is propagated to B, B's version chain vector is updated to {A21, B30} to reflect new state.

4.1.3 Version Chain Vector Logic - Three Machines

Assume now that the network has three machines, A, B, and C, and they are configured such that machine B receives updates from machine A, machine C from machine B, and machine A from machine C.

Initially, the replicated content on the machines is synchronized, and the version chain vector on all the machines is {A20, B30, C50}. Then, two files are created on A, and at the same time, another file is edited on B. Therefore, the version chain vectors become the values in the following table.

Machine A	Machine B	Machine C
{A22, B30, C50}	{A20, B31, C50}	{A20, B30, C50}

B meets A session: The difference of the version chain vectors is {A21, A22}, so B requests these resources from A and, when completed, updates its own version chain vector. Note that the difference is the set of GVSN values in the other machines vector that are not covered by this example's version chain vector. Values (like B31, in this case) are not processed because the protocol is one way directed (not symmetric).

Machine A	Machine B	Machine C
{A22, B30, C50}	{A22, B31, C50}	{A20, B30, C50}

C meets B session: In this case, the difference is {A21, A22, B31}, so resources marked with these **GVSN** values are communicated to C. The version chain vectors are now the values in the following table.

Machine A	Machine B	Machine C
{A22, B30, C50}	{A22, B31, C50}	{A22, B31, C50}

A meets C session: The computed difference is {B31}. Note that since the last session between A and C, machine C has also gotten resources corresponding to A21 and A22 values. Yet, the version chain vectors turn out to be sufficient to recognize that these two resources do not need to be sent to A. Finally, the version chain vectors are identical again, and the content is synchronized on the machines.

Machine A	Machine B	Machine C
{A22, B31, C50}	{A22, B31, C50}	{A22, B31, C50}

4.1.4 Concurrent Updates and Tombstones

Machines can update different content concurrently, and synchronization propagates such changes seamlessly when there are no conflicts. For instance, A could modify a, and B could delete b.

uid	gvs	fid	name	parent
(R,0)	(R,0)	57	share	null
(A,1)	(A,3)	69	a	(R,0)
(A,2)	(A,2)	77	b	(R,0)
vv: {A → 3}				

uid	gvs	fid	name	parent
(R,0)	(R,0)	33	share	null
(A,1)	(A,1)	62	a	(R,0)
(A,2)	(B,1)	-1	b	(R,0)
vv: {A → 2, B → 1}				

Figure 13: Database contents of machine A and machine B, showing tombstone on machine B

As usual, a session with A as server starts by A sending the updated version chain vector to B. A session with B as server starts with B sending its version chain vector to A. B may take advantage of knowing that A knows at least {A 2} by sending a smaller version chain vector. In general, B sends its entire version chain vector.

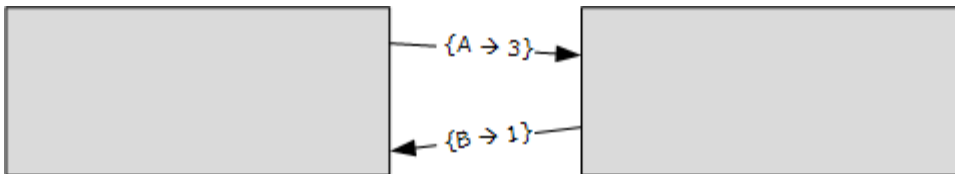


Figure 14: Version chain vector exchange between machine A and machine B

The machines now exchange updates based on the version chain vectors.

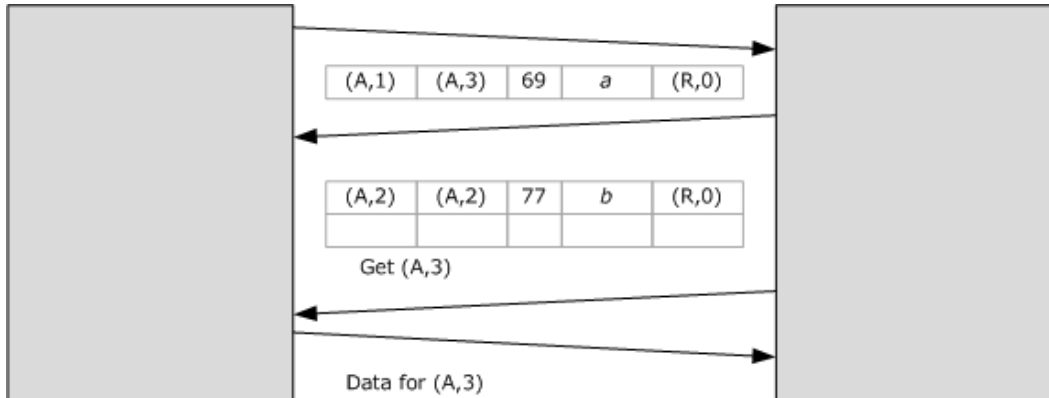


Figure 15: File replication sequence, showing tombstone replication

Data for a tombstone is naturally not transmitted. The content on the two machines is then reconciled after synchronization.

uid	gvsn	fid	name
(R,0)	(R,0)	57	share
(A,1)	(A,3)	69	a
(A,2)	(B,1)	-1	b
vv: {A → 3, B → 1}			

uid	gvsn	fid	name
(R,0)	(R,0)	33	share
(A,1)	(A,3)	62	a
(A,2)	(B,1)	-1	b
vv: {A → 3, B → 1}			

Figure 16: Database contents of machine A and machine B after replication, showing tombstone on machine A

4.1.5 Directory Moves

FRS associates UIDs with resources. They identify resources irrespective of their names or location in the **File Replication Store**. A replicated directory p, for instance, may be renamed to q, while a child gets created under p on a different machine without encountering a conflict.

FRS furthermore associates a hash with each record to summarize the content on disk. File transmission is redundant if the hash is unchanged between different versions. The hash obviously changes in unpredictable ways when small changes are made to files. The implementation of FRS-2 uses RDC to minimize network overhead on small file changes. In the following example, the

content of directory p did not change when it was renamed to q. The database record, therefore, still has the old hash for p—namely, 42. Consequently, only A needs to request content for b from B.

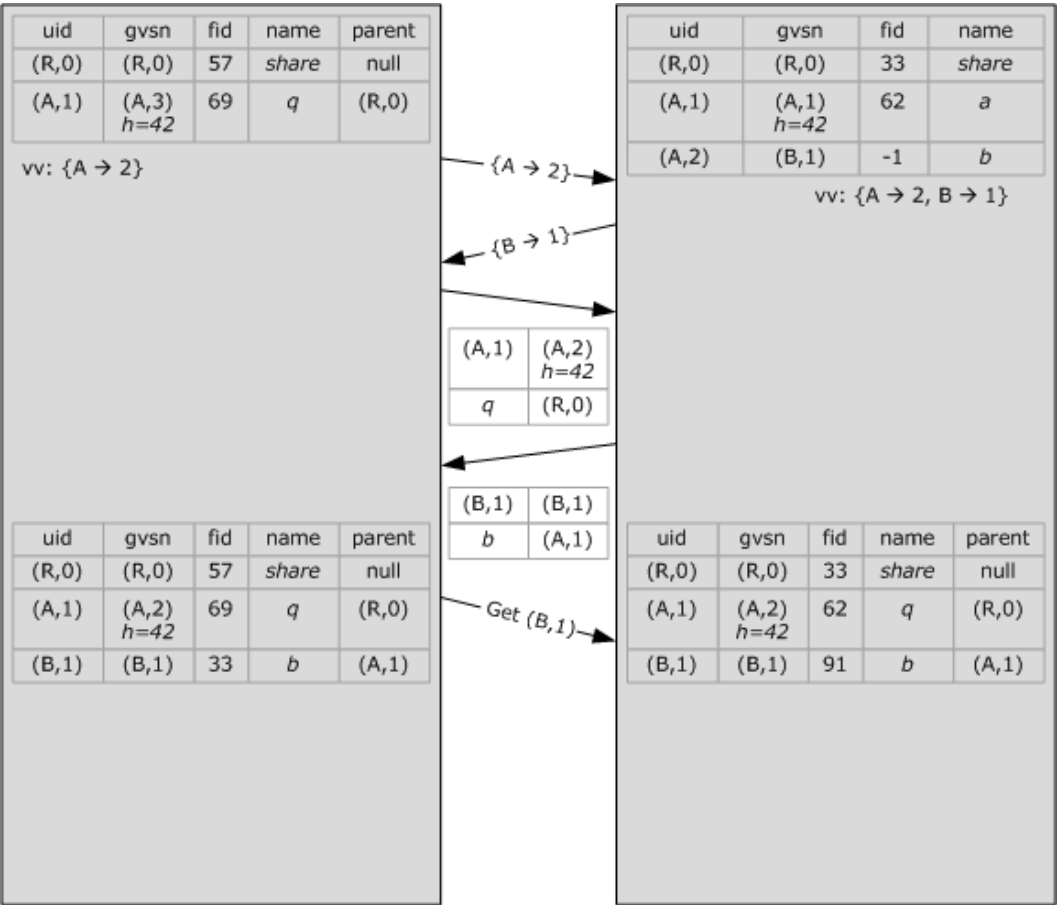


Figure 17: Example of "directory move" file replication sequence between machine A and machine B

4.1.6 Name Conflicts

If two machines create files with the same names, they will have a different UID to distinguish them as name conflicting files. Machines handle name conflicts by creating a tombstone for the name conflict loser. Whether the tombstone also requires deleting content immediately depends on where the name conflict is detected. The same name conflict may also be detected on multiple machines. Each machine then generates a tombstone for the loser but in the end, only one tombstone prevails in the final database.

This example examines the case where the name conflict is first resolved by a machine that has the name conflict winner. It then sends the conflict winner before the tombstone to the machine that owns the loser. This causes another tombstone to be created before the original name conflict tombstone arrives. The example illustrates how a single tombstone eventually prevails and how FRS deals with races that may cause it to perform distributed decisions.

Initially both A and B have a file named a under the share root.

uid	gvsn	fid	name	parent
(R,0)	(R,0)	57	share	null
(A,1)	(A,1)	69	a	(R,0)

vv: {A → 1}

uid	gvsn	fid	name	parent
(R,0)	(R,0)	33	share	null
(B,1)	(B,1)	62	a	(R,0)

vv: {B → 1}

Figure 18: Database contents of machine A and machine B

A starts by sending updates to B. B decides that its version supersedes the version of *a* received from A, so it generates a tombstone for A's update.

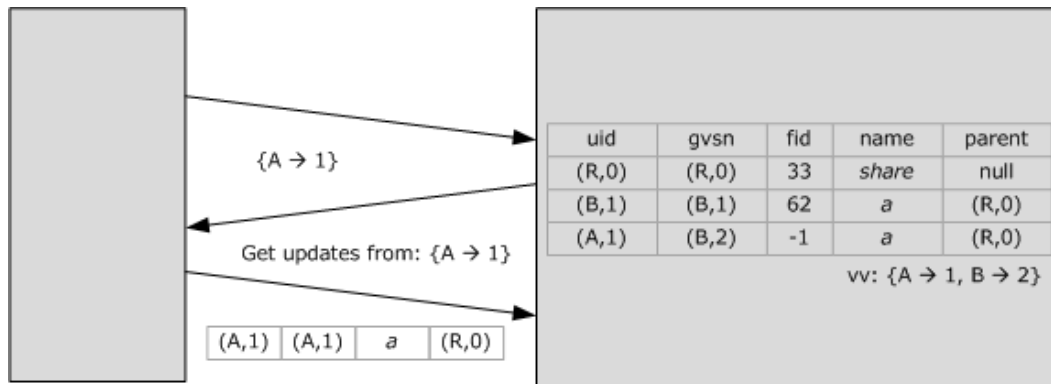


Figure 19: Machine B database contents after receipt of superseded version of file from machine A

Now, it is B's turn to send updates to A. This time, B sends the name conflict winner before the tombstone. Machine A will resolve the name conflict similarly to B, but A will have to generate its own tombstone. (A may not know the fate of its version on B.)

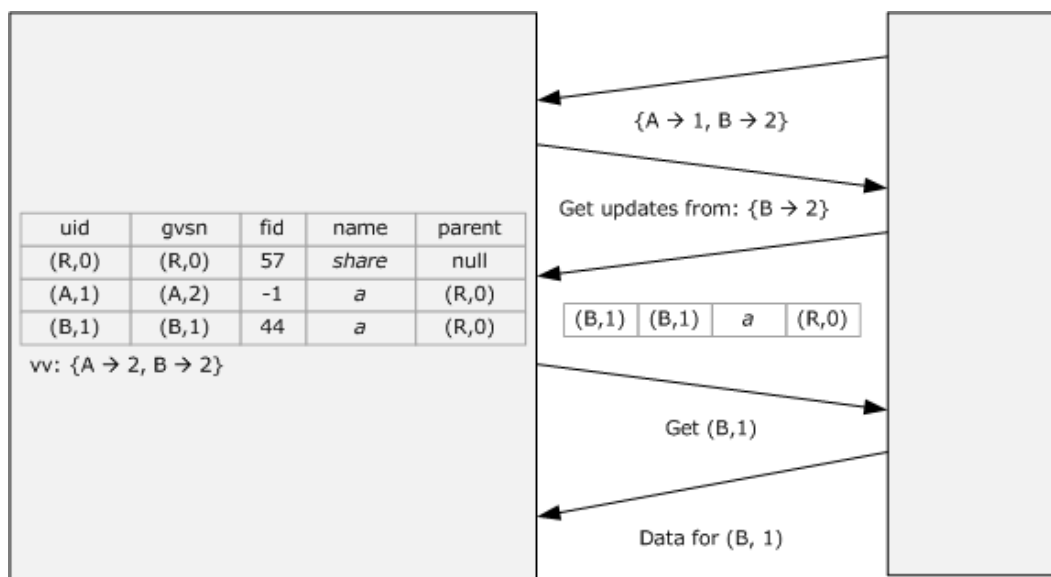


Figure 20: Database contents of machine A after generation of tombstone for old version of file A

When B sends its own tombstone for *a*—the tombstone with version (B,2)—this tombstone will be compared against the tombstone created by A and conflict resolution chooses a winner. The following figure illustrates the case where A's tombstone wins, and B has not yet synced again with A to update the version of the tombstone.

uid	gvsn	fid	name	parent
(R,0)	(R,0)	57	share	null
(A,1)	(A,2)	-1	a	(R,0)
(B,1)	(B,1)	44	a	(R,0)
vv: {A → 2, B → 2}				

uid	gvsn	fid	name	parent
(R,0)	(R,0)	33	share	null
(B,1)	(B,1)	62	a	(R,0)
(A,1)	(B,2)	-1	a	(R,0)
vv: {A → 1, B → 2}				

Figure 21: Database contents of machine A and machine B, showing tombstone conflict

4.2 Examples with Wire-Format Arguments

4.2.1 RequestVersionVector

The client may engage in a sequence of calls.

The following table shows the call [RequestVersionVector](#) with arguments.

sequenceNumber	23
requestType	REQUEST_NORMAL_SYNC
changeType	CHANGE_ALL
vvGeneration	0

The server then responds with a callback to [AsyncPoll](#), where the *return* parameter of **AsyncPoll** is populated.

sequenceNumber	23
status	status
vvResponse	

To obtain the next server version vector, the client may then call the following.

sequenceNumber	103	Fresh sequence number
requestType	REQUEST_NORMAL_SYNC	
changeType	CHANGE_ALL	
vvGeneration	45	The generation returned by the previous call

Note that the client uses the value of *vvGeneration* returned by the server to ensure that the server does not immediately invoke the **AsyncPoll** callback with the same version chain vector, but waits until the server has made a change to its version chain vector that supersedes the version chain vector returned in the first response.

4.2.2 Requesting Updates

Suppose that versionVectorDiff in a request for updates consists of the following.

```
{ { guid1, 10, 200 }, { guid1, 203, 300 }, { guid2, 12, 203} }
```

The server returns gvsndbGuid=guid1; gvsnVersion=272, (together with a full frsUpdate array). All FRS_UPDATES whose versions belong to the delta.

```
{ {guid1, 10, 200 }, { guid1, 203, 272 } }
```

MUST be included in the return value of the initial call.

To further exemplify the functionality of the [RequestUpdates](#) method, a client may receive all updates whose GVSN belong to the previously mentioned version chain vector VV by using a sequence of calls.

The following table shows the initial call to the **RequestUpdates** method with parameters.

creditsAvailable	256
hashRequested	FALSE
updateRequestType	UPDATE_REQUEST_ALL
versionVectorDiffCount	3
versionVectorDiff (VV)	{ { guid1, 10, 200 }, { guid1, 203, 300 }, { guid2, 12, 203} }

In one possible scenario, the server supplies the output parameters.

frsUpdate	An array of <i>updateCount</i> updates.
updateCount	The number of valid entries in the <i>frsUpdate</i> array.
updateState	UPDATE_STATUS_MORE. The server sent some of the updates whose versions lie within VV, but there are more to be retrieved.
gvsndbGuid	guid1
gvsnVersion	272

The client then makes another call to the **RequestUpdates** method to get more updates from VV.

creditsAvailable	256
hashRequested	FALSE
updateRequestType	UPDATE_REQUEST_TOMBSTONES
versionVectorDiffCount	2
versionVectorDiff	{ { guid1, 272, 300 }, { guid2, 12, 203 } }

The server responds with the following output parameters.

frsUpdate	An array of 0 updates.
updateCount	0 as there are no tombstones to send.
updateState	UPDATE_STATUS_DONE. The server sent all of the available tombstones whose versions lie within VV.
gvsnDbGuid	A zeroed GUID
gvsnVersion	0

The client then makes another call to the **RequestUpdates** method to get the live updates from VV.

creditsAvailable	256
hashRequested	FALSE
updateRequestType	UPDATE_REQUEST_LIVE
versionVectorDiffCount	3
versionVectorDiff (VV)	{ { guid1, 10, 200 }, { guid1, 203, 300 }, { guid2, 12, 203 } }

The server responds with the following output parameters.

frsUpdate	An array of <i>updateCount</i> updates.
updateCount	The number of valid entries in the <i>frsUpdate</i> array.
updateState	UPDATE_STATUS_MORE. The server sent some of the updates whose versions lie within VV, but there are more to be retrieved.
gvsnDbGuid	guid1
gvsnVersion	272

The client then makes another call to the **RequestUpdates** method to get the remaining live updates.

creditsAvailable	256
hashRequested	FALSE
updateRequestType	UPDATE_REQUEST_LIVE
versionVectorDiffCount	2
versionVectorDiff	{ { guid1, 272, 300 }, { guid2, 12, 203} }

The server responds with the following output parameters.

frsUpdate	An array of <i>updateCount</i> updates.
updateCount	The number of valid entries in the <i>frsUpdate</i> array.
updateState	UPDATE_STATUS_DONE. There are no more live updates to send.
gvsndbGuid	A zeroed GUID
gvsnVersion	0

4.2.3 Marshaled Data Format

As an illustration, a marshaled data stream may look like the following table.

0	1	2	3	4	5	6	7	8	9	10	11	12	13	14	15	16	17	18	19	20	21	22	23	24	25	26	27	28	29	30	31
0x00000001																															
0x00000024																															
0x00000001																															
0x24 bytes of marshaled metadata begin ...																															
... continued ...																															
Metadata ends.																															
0x00000004																															
0x0FFFA144																															
0x00000000																															
0x0FFFA144 bytes of data ...																															
... in the format compatible with the output ...																															

... of the Win32 API BackupRead ...
... data ends ...
... more headers and data continue ...

4.2.4 Ordering on UUIDs and GVSNs

Suppose that the first byte in guid1 is 0xFA and the first byte in guid2 is 0xFB, then:

(guid1, 0x0000000000000001) < (guid1, 0x0000000000000002)

and

(guid1, 0x0000000000000005) < (guid2, 0x0000000000000004)

4.3 Configuration

4.3.1 Example Objects in the DFS-R Object Hierarchy

The following figure illustrates the object hierarchy required in AD for storing configuration parameters for Microsoft Windows® implementations of DFS-R.

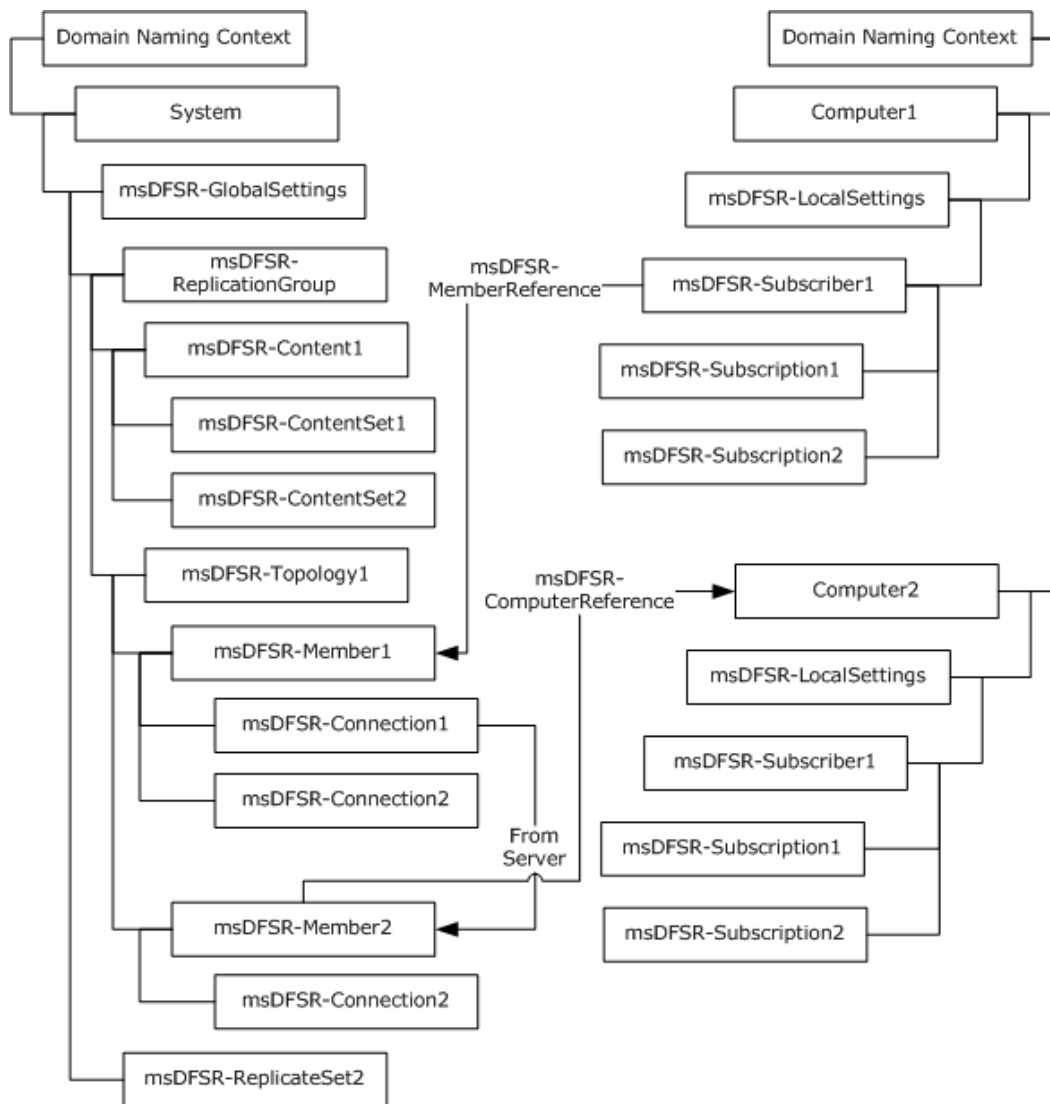


Figure 22: DFS-R object hierarchy in Active Directory

5 Security

5.1 Security Considerations for Implementers

Chunk hashes used in the RDC sub-protocol are computed using a cryptographically weak hash. To check the integrity of a file transfer using RDC, DFS-R furthermore uses a stronger hash, a SHA1 hash (160-bit) for checking that the assembled file coincides with the source file on the server. A client that manages content from multiple replicated folders with different access rights should take into account the scope of these integrity checks. For instance, if seed files are permitted across replicated folders, an attack scenario, however constructed, is to inject a seed file, which is different from, but whose chunk hashes and file hash coincide with, a particular plaintext.

5.2 Index of Security Parameters

DFS-R uses authenticated encrypted RPC for all replication communication. The relevant security parameters in this context are shown in the following table.

Security parameter	Section
Authentication level	2.1
Authentication service	2.1

6 Appendix A: Full IDL

The Distributed File System: Replication (DFS-R) Protocol contains one interface, whose **IDL** definition is listed in this section. The IDL definition for this interface imports the "ms-dtyp.idl" file, as specified in [\[MS-DTYP\]](#) section 2.2.5.3.4.3.

```
import "ms-dtyp.idl";

#define FRS_COMMUNICATION_PROTOCOL_VERSION_W2K3R2      0x00050000
#define FRS_COMMUNICATION_PROTOCOL_VERSION_LONGHORN_SERVER 0x00050002

#define CONFIG_RDC_VERSION      (1)
#define CONFIG_RDC_VERSION_COMPATIBLE      (1)

#define CONFIG_FILEHASH_DATASIZE (20)
#define CONFIG_RDC_SIMILARITY_DATASIZE (16)
#define CONFIG_RDC_HORIZONSIZESIZE_MIN      (128)
#define CONFIG_RDC_HORIZONSIZESIZE_MAX      (1024*16)
#define CONFIG_RDC_HASHWINDOWSIZE_MIN      (2)
#define CONFIG_RDC_HASHWINDOWSIZE_MAX      (96)
#define CONFIG_RDC_MAX_LEVELS      (8)
#define CONFIG_RDC_MAX_NEEDLELENGTH      (65536)
#define CONFIG_TRANSPORT_MAX_BUFFER_SIZE (262144)
#define CONFIG_RDC_NEED_QUEUE_SIZE      (20)

#define TRUE 1
#define FALSE 0

typedef GUID FRS_REPLICA_SET_ID;
typedef GUID FRS_CONTENT_SET_ID;
typedef GUID FRS_DATABASE_ID;
typedef GUID FRS_MEMBER_ID;
typedef GUID FRS_CONNECTION_ID;

typedef SYSTEMTIME EPOQUE;

typedef struct _FRS_VERSION_VECTOR {

    GUID dbGuid;
    DWORDLONG low;
    DWORDLONG high;
} FRS_VERSION_VECTOR;

typedef struct _FRS_EPOQUE_VECTOR {

    GUID machine;
    EPOQUE epoque;

} FRS_EPOQUE_VECTOR;

typedef struct _FRS_ID_GVSN {
    GUID uidDbGuid;
    DWORDLONG uidVersion;
    GUID gvsnDbGuid;
    DWORDLONG gvsnVersion;
}
```

```
} FRS_ID_GVSN;
```

```
typedef struct _FRS_UPDATE {  
  
    long            present;  
    long            nameConflict;  
  
    unsigned long    attributes;  
    FILETIME        fence;  
    FILETIME        clock;  
    FILETIME        createTime;  
  
    FRS_CONTENT_SET_ID contentSetId;  
    unsigned char      hash[CONFIG_FILEHASH_DATASIZE];  
    unsigned char      rdcSimilarity[CONFIG_RDC_SIMILARITY_DATASIZE];  
  
    GUID            uidDbGuid;  
    DWORDLONG       uidVersion;  
  
    GUID            gvsnDbGuid;  
    DWORDLONG       gvsnVersion;  
  
    GUID            parentDbGuid;  
    DWORDLONG       parentVersion;  
  
    [string] WCHAR  name[260+1];  
  
    long            flags;  
  
} FRS_UPDATE;
```

```
typedef struct _FRS_UPDATE_CANCEL_DATA {  
  
    FRS_UPDATE        blockingUpdate;  
  
    FRS_CONTENT_SET_ID contentSetId;  
  
    FRS_DATABASE_ID    gvsnDatabaseId;  
    FRS_DATABASE_ID    uidDatabaseId;  
    FRS_DATABASE_ID    parentDatabaseId;  
  
    DWORDLONG          gvsnVersion;  
    DWORDLONG          uidVersion;  
    DWORDLONG          parentVersion;  
  
    unsigned long       cancelType;  
  
    long               isUidValid;  
    long               isParentUidValid;  
    long               isBlockerValid;  
  
} FRS_UPDATE_CANCEL_DATA;
```

```
typedef struct _FRS_RDC_SOURCE_NEED {
```

```

        ULONGLONG        needOffset;
        ULONGLONG        needSize;
} FRS_RDC_SOURCE_NEED;

typedef enum
{
    TRANSPORT_SUPPORTS_RDC_SIMILARITY = 1
} TransportFlags;

typedef enum
{
    RDC_UNCOMPRESSED = 0,
    RDC_XPRESS = 1
} RDC_FILE_COMPRESSION_TYPES;

typedef enum
{
    RDC_FILTERGENERIC = 0,
    RDC_FILTERMAX = 1,
    RDC_FILTERPOINT = 2,
    RDC_MAXALGORITHM = 3
} RDC_CHUNKER_ALGORITHM;

typedef enum
{
    UPDATE_REQUEST_ALL = 0,
    UPDATE_REQUEST_TOMBSTONES = 1,
    UPDATE_REQUEST_LIVE = 2
} UPDATE_REQUEST_TYPE;

typedef enum
{
    UPDATE_STATUS_DONE = 2,
    UPDATE_STATUS_MORE = 3
} UPDATE_STATUS;

typedef enum
{
    RECORDS_STATUS_DONE = 0,
    RECORDS_STATUS_MORE = 1
} RECORDS_STATUS;

typedef enum
{
    REQUEST_NORMAL_SYNC = 0,
    REQUEST_SLOW_SYNC = 1,
    REQUEST_SUBORDINATE_SYNC = 2
} VERSION_REQUEST_TYPE;

typedef enum
{
    CHANGE_NOTIFY = 0,
    CHANGE_ALL = 2
} VERSION_CHANGE_TYPE;

typedef enum
{
    SERVER_DEFAULT = 0,

```

```

    STAGING_REQUIRED = 1,
    RESTAGING_REQUIRED = 2
} FRS_REQUESTED_STAGING_POLICY;

typedef struct _FRS_RDC_PARAMETERS_FILTERMAX
{
    [range(CONFIG_RDC_HORIZONSIZE_MIN, CONFIG_RDC_HORIZONSIZE_MAX)]
    unsigned short horizonSize;

    [range(CONFIG_RDC_HASHWINDOWSIZE_MIN, CONFIG_RDC_HASHWINDOWSIZE_MAX)]
    unsigned short windowSize;
} FRS_RDC_PARAMETERS_FILTERMAX;

typedef struct _FRS_RDC_PARAMETERS_FILTERPOINT
{
    unsigned short minChunkSize;
    unsigned short maxChunkSize;
} FRS_RDC_PARAMETERS_FILTERPOINT;

typedef struct _FRS_RDC_PARAMETERS_GENERIC
{
    unsigned short chunkerType;
    byte chunkerParameters[64];
} FRS_RDC_PARAMETERS_GENERIC;

typedef struct
{
    unsigned short rdcChunkerAlgorithm;
    [switch_is(rdcChunkerAlgorithm)] union
    {
        [case(RDC_FILTERGENERIC)] FRS_RDC_PARAMETERS_GENERIC filterGeneric;
        [case(RDC_FILTERMAX)] FRS_RDC_PARAMETERS_FILTERMAX filterMax;
        [case(RDC_FILTERPOINT)] FRS_RDC_PARAMETERS_FILTERPOINT filterPoint;
    } u;
} FRS_RDC_PARAMETERS;

typedef struct _FRS_RDC_FILEINFO
{
    DWORDLONG onDiskFileSize;
    DWORDLONG fileSizeEstimate;
    unsigned short rdcVersion;
    unsigned short rdcMinimumCompatibleVersion;
    [range(0, CONFIG_RDC_MAX_LEVELS)]
    byte rdcSignatureLevels;
    RDC_FILE_COMPRESSION_TYPES compressionAlgorithm;

    [size_is(rdcSignatureLevels)]
    FRS_RDC_PARAMETERS rdcFilterParameters[*];
} FRS_RDC_FILEINFO;

typedef struct _FRS_ASYNC_VERSION_VECTOR_RESPONSE {
    ULONGLONG vvGeneration;
    unsigned long versionVectorCount;
    [size_is(versionVectorCount)]
    FRS_VERSION_VECTOR * versionVector;
    unsigned long epoqeVectorCount;
}

```

```

[size_is(epoqueVectorCount)]
FRS_EPOQUE_VECTOR * epoqueVector;
} FRS_ASYNC_VERSION_VECTOR_RESPONSE;

typedef struct _FRS_ASYNC_RESPONSE_CONTEXT {
    unsigned long sequenceNumber;
    DWORD status;

    FRS_ASYNC_VERSION_VECTOR_RESPONSE result;
} FRS_ASYNC_RESPONSE_CONTEXT;

#define FRS_UPDATE_FLAG_GHOSTED_HEADER = 0x04;
#define FRS_UPDATE_FLAG_DATA = 0x08;
#define FRS_UPDATE_FLAG_CLOCK_DECREMENTED = 0x10;

typedef pipe byte BYTE_PIPE;

[
    uuid(897e2e5f-93f3-4376-9c9c-fd2277495c27),
    version(1.0)
]
interface FrsTransport
{
    DWORD
    CheckConnectivity(
        [in] FRS_REPLICA_SET_ID replicaSetId,
        [in] FRS_CONNECTION_ID connectionId
    );

    DWORD
    EstablishConnection(
        [in] FRS_REPLICA_SET_ID replicaSetId,
        [in] FRS_CONNECTION_ID connectionId,
        [in] DWORD downstreamProtocolVersion,
        [in] DWORD downstreamFlags,
        [out] DWORD *upstreamProtocolVersion,
        [out] DWORD *upstreamFlags
    );

    DWORD
    EstablishSession(
        [in] FRS_CONNECTION_ID connectionId,
        [in] FRS_CONTENT_SET_ID contentSetId
    );

    DWORD
    RequestUpdates(
        [in] FRS_CONNECTION_ID connectionId,
        [in] FRS_CONTENT_SET_ID contentSetId,
        [in, range(0,256)] DWORD creditsAvailable,
        [in, range(0,1)] long hashRequested,
        [in, range(UPDATE_REQUEST_ALL, UPDATE_REQUEST_LIVE)] UPDATE_REQUEST_TYPE
        updateRequestType,
        [in] unsigned long versionVectorDiffCount,
        [in, size_is(versionVectorDiffCount)]
            FRS_VERSION_VECTOR *versionVectorDiff,

```



```

        [out, size_is(creditsAvailable), length_is(*updateCount)] FRS_UPDATE *frsUpdate,
        [out] DWORD *updateCount,
        [out] UPDATE_STATUS *updateStatus,
        [out] GUID *gvsnDbGuid,
        [out] DWORDLONG *gvsnVersion
    );

    DWORD
    RequestVersionVector(
        [in] DWORD sequenceNumber,
        [in] FRS_CONNECTION_ID connectionId,
        [in] FRS_CONTENT_SET_ID contentSetId,
        [in, range(REQUEST_NORMAL_SYNC, REQUEST_SUBORDINATE_SYNC)] VERSION_REQUEST_TYPE
requestType,
        [in, range(CHANGE_NOTIFY, CHANGE_ALL)] VERSION_CHANGE_TYPE changeType,
        [in] ULONGLONG vvGeneration
    );

    DWORD
    AsyncPoll(
        [in] FRS_CONNECTION_ID connectionId,
        [out] FRS_ASYNC_RESPONSE_CONTEXT* response
    );

    DWORD
    RequestRecords(
        [in] FRS_CONNECTION_ID connectionId,
        [in] FRS_CONTENT_SET_ID contentSetId,
        [in] FRS_DATABASE_ID uidDbGuid,
        [in] DWORDLONG uidVersion,
        [in, out] DWORD *maxRecords,
        [out] DWORD *numRecords,
        [out] DWORD *numBytes,
        [out, size_is(*numBytes)] byte **compressedRecords,
        [out] RECORDS_STATUS *recordsStatus
    );

    DWORD
    UpdateCancel(
        [in] FRS_CONNECTION_ID connectionId,
        [in] FRS_UPDATE_CANCEL_DATA cancelData
    );

    typedef [context_handle] void * PFRS_SERVER_CONTEXT;

    DWORD
    RawGetFileData(
        [in, out] PFRS_SERVER_CONTEXT *serverContext,
        [out, size_is(bufferSize), length_is(*sizeRead)] byte *dataBuffer,
        [in, range(0, CONFIG_TRANSPORT_MAX_BUFFER_SIZE)] DWORD bufferSize,
        [out] DWORD *sizeRead,
        [out] long *isEndOfFile
    );

    DWORD
    RdcGetSignatures(
        [in] PFRS_SERVER_CONTEXT serverContext,
        [in, range(1, CONFIG_RDC_MAX_LEVELS)] byte level,
        [in] DWORDLONG offset,

```

```

        [out, size_is(length), length_is(*sizeRead)] byte *buffer,
        [in, range(1, CONFIG_RDC_MAX_NEEDLENGTH)] DWORD length,
        [out] DWORD *sizeRead
    );

    DWORD
    RdcPushSourceNeeds(
        [in] PFRS_SERVER_CONTEXT serverContext,
        [in, size_is(needCount)] FRS_RDC_SOURCE_NEED *sourceNeeds,
        [in, range(0, CONFIG_RDC_NEED_QUEUE_SIZE)] DWORD needCount
    );

    DWORD
    RdcGetFileData(
        [in] PFRS_SERVER_CONTEXT serverContext,
        [out, size_is(bufferSize), length_is(*sizeReturned)] byte *dataBuffer,
        [in, range(0, CONFIG_TRANSPORT_MAX_BUFFER_SIZE)] DWORD bufferSize,
        [out] DWORD *sizeReturned
    );

    DWORD
    RdcClose(
        [in, out] PFRS_SERVER_CONTEXT *serverContext
    );

    DWORD
    InitializeFileTransferAsync(
        [in] FRS_CONNECTION_ID connectionId,
        [in, out] FRS_UPDATE *frsUpdate,
        [in, range(0,1)] long rdcDesired,
        [in,out] FRS_REQUESTED_STAGING_POLICY *stagingPolicy,
        [out] PFRS_SERVER_CONTEXT *serverContext,
        [out] FRS_RDC_FILEINFO **rdcFileInfo,
        [out, size_is(bufferSize), length_is(*sizeRead)] byte *dataBuffer,
        [in, range(0, CONFIG_TRANSPORT_MAX_BUFFER_SIZE)] DWORD bufferSize,
        [out] DWORD *sizeRead,
        [out] long *isEndOfFile
    );

    DWORD Opnum14NotUsedOnWire (void);

    DWORD
    RawGetFileDataAsync(
        [in] PFRS_SERVER_CONTEXT serverContext,
        [out] BYTE_PIPE* bytePipe
    );

    DWORD
    RdcGetFileDataAsync(
        [in] PFRS_SERVER_CONTEXT serverContext,
        [out] BYTE_PIPE* bytePipe
    );
}

```

7 Appendix B: Product Behavior

The information in this specification is applicable to the following Microsoft products or supplemental software. References to product versions include released service packs:

- Windows Server® 2003 R2 operating system
- Windows Server® 2008 operating system
- Windows Vista® operating system
- Windows Server® 2008 R2 operating system

Exceptions, if any, are noted below. If a service pack or Quick Fix Engineering (QFE) number appears with the product version, behavior changed in that service pack or QFE. The new behavior also applies to subsequent service packs of the product unless otherwise specified. If a product edition appears with the product version, behavior is different in that product edition.

Unless otherwise specified, any statement of optional behavior in this specification that is prescribed using the terms SHOULD or SHOULD NOT implies product behavior in accordance with the SHOULD or SHOULD NOT prescription. Unless otherwise specified, the term MAY implies that the product does not follow the prescription.

[<1> Section 2.1:](#) The default behavior of a Windows-based server is to use dynamic endpoints. Static ports can be specified on a connection using the attribute `DNSHostName`, as specified in section [2.3.10](#).

[<2> Section 2.1.2:](#) The default behavior of a Windows-based server is to use dynamic endpoints. Static ports can be specified on a connection using the attribute `DNSHostName` specified in section [2.3.10](#).

[<3> Section 2.2.1.1.1:](#) Windows Server 2003 R2 identifies its DFS-R protocol version as `FRS_COMMUNICATION_PROTOCOL_VERSION_W2K3R2`. Windows Server 2008 and Windows Server 2008 R2 both identify their DFS-R protocol version as `FRS_COMMUNICATION_PROTOCOL_VERSION_LONGHORN_SERVER`.

[<4> Section 2.2.1.4.1:](#) Windows Server 2003 R2 servers do not perform this check.

[<5> Section 2.2.1.4.11:](#) The parameter **onDiskFileSize** is computed from the size of a cached version of the marshaled, compressed file.

[<6> Section 2.2.1.4.11:](#) The parameter **fileSizeEstimate** is computed based on the allocated byte ranges for the main data stream of a file.

[<7> Section 2.2.1.4.11:](#) The way that Windows computes **rdcSignatureLevels** is specified in [\[MS-RDC\]](#).

[<8> Section 2.3.1:](#) If not present or not equal to "1.0.0.0", Windows replaces it with "1.0.0.0".

[<9> Section 2.3.3:](#) In version 0x00050002 of the Distributed File System: Replication (DFS-R) Protocol, it contains a comma-separated list of 0 or more strings that specify which files should not be compressed. Each string can be a file name or can be a file name with the initial portion replaced by the wild card character "*". There is no escape character; therefore, it is not possible to specify a file name with a comma.

[<10> Section 2.3.3:](#) Windows Server 2008 R2 is currently the only version of DFS-R that supports read-only replicated folder.

[<11> Section 2.3.3:](#) This flag is set to 1 on Windows Server 2008 read-only domain controllers which are using DFSR for SYSVOL replication. In addition, on Windows Server 2008 R2, this flag is set to 1 to configure a replicated folder as read-only.

[<12> Section 2.3.3:](#) Windows Server 2003 R2 does not have the msDFSR-DefaultCompressionExclusionFilter attribute. The list of default excluded compression extensions is hard-coded: .wma, .wmv, .zip, .jpg, .mpg, .mpeg, .m1v, .mp2, .mp3, .mpa, .cab, .wav, .snd, .au, .asf, .wm, .avi, .z, .gz, .tgz, and .frx.

[<13> Section 2.3.5:](#) Windows uses this security descriptor as a template for setting the security descriptor on the DFS-R WMI provider.

[<14> Section 2.3.7:](#) If no value is set for this attribute, Windows uses a value of "*.tmp,*.bak,~*".

[<15> Section 2.3.9:](#) Windows configuration tools allow an arbitrary string to be stored here; otherwise, ignore this field.

[<16> Section 2.3.11:](#) Windows configuration tools allow an arbitrary string to be stored here; otherwise, ignore this field.

[<17> Section 2.3.11:](#) Windows approximates its bandwidth usage and attempts to limit it based on the setting in the schedule. If the setting in the schedule is 0xF, Windows does not attempt to limit its bandwidth usage. Windows attempts to limit its bandwidth usage for the connection for all values from 0x1 to 0xE, according to the following table.

Value	Limit in kilobytes per second
1	16
2	64
3	128
4	256
5	512
6	1,024
7	2,048
8	4,096
9	8,192
10	16,384
11	32,768
12	65,536
13	131,072
14	262,144

<18> [Section 3.1.6:](#) Sharing violations. DFS-R in Windows Server 2003 R2, Windows Server 2008 and Windows Server 2008 R2 accesses files based on **NT file system (NTFS)** semantics. This implies respecting NTFS sharing semantics, which means that if other applications have files open denying shared read access, DFS-R cannot read these files from disk. Similarly, if applications have files open that deny shared delete access, DFS-R cannot update these files (by renaming the old version of these files to a temporary name and renaming a new version of the file). DFS-R in Windows Server 2003 R2 relies on internal timers (that use an exponential backoff scheme with a maximal time-out of 5 minutes) to re-attempt the file system operations that it requires.

<19> [Section 3.2.1:](#) Windows injects configuration changes into DFS-R over Active Directory in Windows Server 2003 R2, Windows Server 2008, and Windows Server 2008 R2.

<20> [Section 3.2.4.1:](#) Gaps in the opnum numbering sequence apply to Windows as follows.

Opnum	Description
14	Just returns ERROR_NOT_IMPLEMENTED. It is never used.

<21> [Section 3.2.4.1.2:](#) DFS-R client implementations on enterprise SKUs of Windows Server 2003 R2, Windows Server 2008, and Windows Server 2008 R2 set the `TRANSPORT_SUPPORTS_RDC_SIMILARITY` bit in the *downstreamFlags* parameter to 1 when calling [EstablishConnection](#).

<22> [Section 3.2.4.1.7:](#) Windows Server 2003 R2, Windows Server 2008, and Windows Server 2008 R2 implementations of DFS-R never return more than $1365 = 64 \text{ KB} / \text{size of (FRS_ID_GVSN) records}$ even if the client specifies a larger value in the *maxRecords* parameter.

<23> [Section 3.2.4.1.7:](#) Windows Server 2003 R2 and Windows Server 2008 do not verify this condition.

<24> [Section 3.2.4.1.9:](#) The default behavior of a Windows-based server is to complete the request successfully and set the *sizeRead* parameter to zero on return.

<25> [Section 3.2.4.1.14:](#) DFS-R with version 0x00050002 or later uses an implementation-defined failure value when performing operations on the database, such as the deletion of a directory tree, an NTFS journal wrap recovery, an NTFS journal loss recovery, or a dirty shutdown recovery, which prevents the file from being replicated until the operation is completed.

<26> [Section 3.2.4.1.14:](#) DFS-R in Windows Server 2003 R2, Windows Server 2008, and Windows Server 2008 R2 always use the following values.

```
HorizonSize, level 11024
Hash Window Size, level 148
HorizonSize, level 2+ 128
Hash Window Size, level 2+2
```

<27> [Section 3.2.4.1.14.1:](#) The only type of reparse point that is replicated as a reparse point by Windows implementations of DFS-R is `IO_REPARSE_TAG_SYMLINK`. Reparse point types `IO_REPARSE_TAG_SIS` and `IO_REPARSE_TAG_HSM` are replicated as normal files rather than as reparse points. No other reparse point types (`IO_REPARSE_TAG_MOUNT_POINT`, `IO_REPARSE_TAG_DFS`, and so on) are replicated, neither as reparse points nor normal files.

<28> [Section 3.2.4.1.14.1:](#) Windows implementations of DFS-R do not marshal or send a file's Object ID Backup Stream.

<29> [Section 3.3.1.3](#): In Windows, Slow Sync is initiated by the client once a week.

<30> [Section 3.3.1.5](#): DFS-R uses the following algorithm to compute RDC recursion depth.

```
h := 18 / horizonSize0
depth := 0
minSizeLevel := 65536
WHILE (depth < 8) AND (size > minSizeLevel)
    size := size * h + 24
    h := 18 / (2 * horizonSize1)
    minSizeLevel := 32768
    depth := depth + 1
ENDWHILE
```

The various constants used are the following:

- 18 is the size, in bytes, of an RDC signature (16-byte hash and 2-byte length).
- 65,536 is the minimum size, in bytes, of a file that will be considered for RDC transfer.
- 32,768 is the minimum size, in bytes, of a signature file that allows increasing the recursion level.
- 24 is the size, in bytes, of the RDC signature file header.
- horizonSize0 is 1,024. Used for calculating RDC signatures of the file data.
- horizonSize1 is 256. Used for calculating all recursive levels of RDC signatures.

<31> [Section 3.3.2](#): Connection schedules. Clients establish and terminate connections based on configured schedules. The only observed effect on the server is that clients may periodically reconnect to it. Connection schedules can be configured externally to Windows with a 15-minute granularity.

<32> [Section 3.3.4.6.2](#): Cycle conflicts are resolved on Windows implementations of DFS-R.

<33> [Section 3.3.4.6.2](#): For each GUID (m1), Windows implementations of DFS-R generate a version vector tombstone when the last refresh within a set of updates, whose GVSN shares the same GUID (m1), is beyond 60 days. Version vector tombstones are subsumed if the machine originating the GUID (m1) on the version vector tombstone receives the version vector tombstone.

<34> [Section 3.3.4.16](#): Windows Server 2003 R2, Windows Server 2008, and Windows Server 2008 R2 implementations of DFS-R will retry the records request up to a maximum of 128 retries before aborting the ongoing slow sync.

<35> [Section 3.3.4.16.2](#): In Windows, the resolution is to reanimate missing records. That is, updates whose UIDs are not in the client's store are downloaded from the server.

<36> [Section 3.3.4.18](#): DFS-R clients with version 0x00050002 use REQUEST_SUBORDINATE_SYNC to retrieve the server's version chain vector in response to changes on the client's file system. The server's version chain vector is used to synchronize the clients back to a state where they are a mirror image of the server, thus deleting possibly new files on the clients, as opposed to replicating these out. This behavior is also known as read-only replicated folders.

8 Change Tracking

This section identifies changes that were made to the [MS-FRS2] protocol document between the May 2011 and June 2011 releases. Changes are classified as New, Major, Minor, Editorial, or No change.

The revision class **New** means that a new document is being released.

The revision class **Major** means that the technical content in the document was significantly revised. Major changes affect protocol interoperability or implementation. Examples of major changes are:

- A document revision that incorporates changes to interoperability requirements or functionality.
- An extensive rewrite, addition, or deletion of major portions of content.
- The removal of a document from the documentation set.
- Changes made for template compliance.

The revision class **Minor** means that the meaning of the technical content was clarified. Minor changes do not affect protocol interoperability or implementation. Examples of minor changes are updates to clarify ambiguity at the sentence, paragraph, or table level.

The revision class **Editorial** means that the language and formatting in the technical content was changed. Editorial changes apply to grammatical, formatting, and style issues.

The revision class **No change** means that no new technical or language changes were introduced. The technical content of the document is identical to the last released version, but minor editorial and formatting changes, as well as updates to the header and footer information, and to the revision summary, may have been made.

Major and minor changes can be described further using the following change types:

- New content added.
- Content updated.
- Content removed.
- New product behavior note added.
- Product behavior note updated.
- Product behavior note removed.
- New protocol syntax added.
- Protocol syntax updated.
- Protocol syntax removed.
- New content added due to protocol revision.
- Content updated due to protocol revision.
- Content removed due to protocol revision.
- New protocol syntax added due to protocol revision.

- Protocol syntax updated due to protocol revision.
- Protocol syntax removed due to protocol revision.
- New content added for template compliance.
- Content updated for template compliance.
- Content removed for template compliance.
- Obsolete document removed.

Editorial changes are always classified with the change type **Editorially updated**.

Some important terms used in the change type descriptions are defined as follows:

- **Protocol syntax** refers to data elements (such as packets, structures, enumerations, and methods) as well as interfaces.
- **Protocol revision** refers to changes made to a protocol that affect the bits that are sent over the wire.

The changes made to this document are listed in the following table. For more information, please contact protocol@microsoft.com.

Section	Tracking number (if applicable) and description	Major change (Y or N)	Change type
1.1 Glossary	56589 Added "remote differential compression (RDC) FilterMax algorithm" to the list of terms that are defined in the glossary document.	N	Content updated.
1.2 References	Added explanatory statement regarding the removal of the publishing year from Microsoft Open Specification document references.	N	Content updated.
2.2.1.2.3 RDC_CHUNKER_ALGORITHM	56589 Replaced "FilterMax chunker algorithm" with "RDC FilterMax algorithm" in the RDC_FILTERMAX description.	N	Content updated.
2.2.1.4.7 FRS_RDC_PARAMETERS_FILTERMAX	56589 Replaced "FilterMax RDC algorithm" with "RDC FilterMax algorithm" in introducing the configuration parameters.	N	Content updated.
2.2.1.4.10 FRS_RDC_PARAMETERS	56589 Replaced "FilterMax algorithm" with "RDC FilterMax algorithm" in the filterMax description.	N	Content updated.
3.2.4.1.7 RequestRecords (Opnum 6)	55656 Clarified which versions of Windows do not verify FRS_ERROR_CSMAN_OFFLINE.	N	Product behavior note

Section	Tracking number (if applicable) and description	Major change (Y or N)	Change type
			updated.

9 Index

A

Abstract data model
 client ([section 3.1.1](#) 43, [section 3.3.1](#) 83)
 server ([section 3.1.1](#) 43, [section 3.2.1](#) 51)
[Abstract protocol examples](#) 103
[Aggregate definitions](#) 25
[Applicability](#) 14
AsyncPoll ([section 3.2.4.1.6](#) 61, [section 3.3.4.5](#) 90,
 [section 3.3.4.18](#) 102)
[AsyncPoll method](#) 61
[Authentication](#) 16

B

[Basic content distribution example](#) 103
[Binding](#) 17
[BYTE_PIPE](#) 25

C

[Capability negotiation](#) 14
[Change tracking](#) 127
[CheckConnectivity](#) 53
[CheckConnectivity method](#) 53
Client
 abstract data model ([section 3.1.1](#) 43, [section 3.3.1](#) 83)
 initialization ([section 3.1.3](#) 50, [section 3.3.3](#) 88)
 local events ([section 3.1.6](#) 51, [section 3.3.6](#) 102)
 message processing ([section 3.1.4](#) 51, [section 3.3.4](#) 88)
 overview ([section 3.1](#) 41, [section 3.3](#) 80)
 sequencing rules ([section 3.1.4](#) 51, [section 3.3.4](#) 88)
 timer events ([section 3.1.5](#) 51, [section 3.3.5](#) 102)
 timers ([section 3.1.2](#) 50, [section 3.3.2](#) 88)
[Compressed data format](#) 78
[Computer](#) 39
[Concurrent updates and tombstones example](#) 105
[CONFIG_FILEHASH_DATASIZE](#) 19
[CONFIG_RDC_HASHWINDOWSIZE_MAX](#) 18
[CONFIG_RDC_HASHWINDOWSIZE_MIN](#) 18
[CONFIG_RDC_HORIZONSIZEMAX](#) 18
[CONFIG_RDC_HORIZONSIZEMIN](#) 18
[CONFIG_RDC_MAX_LEVELS](#) 17
[CONFIG_RDC_MAX_NEEDLENGTH](#) 18
[CONFIG_RDC_NEED_QUEUE_SIZE](#) 18
[CONFIG_RDC_SIMILARITY_DATASIZE](#) 18
[CONFIG_RDC_VERSION](#) 17
[CONFIG_RDC_VERSION_COMPATIBLE](#) 17
[CONFIG_TRANSPORT_MAX_BUFFER_SIZE](#) 18
[Configuration example](#) 113
[Constants](#) 17
[Custom marshaling format](#) 75

D

Data model - abstract
 client ([section 3.1.1](#) 43, [section 3.3.1](#) 83)
 server ([section 3.1.1](#) 43, [section 3.2.1](#) 51)

Data types
 [aggregate definitions](#) 25
 [constants](#) 17
 [enumerations](#) 20
 [simple type definitions](#) 23
[Directory moves example](#) 106
[Disconnected](#) 89
[Downloads - file](#) 95

E

[Enumerations](#) 20
[EPOQUE](#) 24
EstablishConnection ([section 3.2.4.1.2](#) 54, [section 3.3.4.2](#) 89)
[EstablishConnection method](#) 54
[Establishing connections](#) 83
EstablishSession ([section 3.2.4.1.3](#) 55, [section 3.3.4.3](#) 89)
[EstablishSession method](#) 55
Examples
 [abstract protocol examples](#) 103
 [basic content distribution example](#) 103
 [concurrent updates and tombstones example](#) 105
 [configuration example](#) 113
 [directory moves example](#) 106
 [marshaled data format example](#) 112
 [name conflicts example](#) 107
 [object hierarchy example](#) 113
 [ordering on UIDs and GVSNs example](#) 113
 [requesting updates example](#) 110
 [RequestVersionVector example](#) 109
 [version chain vector logic - three machines example](#) 104
 [version chain vector logic - two machines example](#) 104
 [wire-format arguments example](#) 109

F

[FALSE](#) 19
[Fields - vendor-extensible](#) 15
[File downloads](#) 95
File transfer ([section 3.3.1.4](#) 86, [section 3.3.1.5](#) 87)
[FRS_ASYNC_RESPONSE_CONTEXT](#) 32
[FRS_ASYNC_RESPONSE_CONTEXT structure](#) 32
[FRS_ASYNC_VERSION_VECTOR_RESPONSE](#) 31
[FRS_ASYNC_VERSION_VECTOR_RESPONSE structure](#) 31
[FRS_COMMUNICATION_PROTOCOL_VERSION](#) 17
[FRS_CONNECTION_ID](#) 24
[FRS_CONTENT_SET_ID](#) 24
[FRS_DATABASE_ID](#) 24
[FRS_EPOQUE_VECTOR](#) 25
[FRS_EPOQUE_VECTOR structure](#) 25

- [FRS_ID_GVSN](#) 26
- [FRS_ID_GVSN structure](#) 26
- [FRS_MEMBER_ID](#) 24
- [FRS_RDC_FILEINFO](#) 30
- [FRS_RDC_FILEINFO structure](#) 30
- [FRS_RDC_PARAMETERS](#) 30
- [FRS_RDC_PARAMETERS structure](#) 30
- [FRS_RDC_PARAMETERS_FILTERMAX](#) 29
- [FRS_RDC_PARAMETERS_FILTERMAX structure](#) 29
- [FRS_RDC_PARAMETERS_FILTERPOINT](#) 29
- [FRS_RDC_PARAMETERS_FILTERPOINT structure](#) 29
- [FRS_RDC_PARAMETERS_GENERIC](#) 29
- [FRS_RDC_PARAMETERS_GENERIC structure](#) 29
- [FRS_RDC_SOURCE_NEED](#) 28
- [FRS_RDC_SOURCE_NEED structure](#) 28
- [FRS_REPLICA_SET_ID](#) 23
- [FRS_REQUESTED_STAGING_POLICY](#) 23
- [FRS_REQUESTED_STAGING_POLICY enumeration](#) 23
- [FRS_UPDATE](#) 26
- [FRS_UPDATE structure](#) 26
- [FRS_UPDATE_CANCEL_DATA](#) 27
- [FRS_UPDATE_CANCEL_DATA structure](#) 27
- [FRS_UPDATE_FLAG_DATA](#) 19
- [FRS_UPDATE_FLAG_GHOSTED_HEADER](#) 19
- [FRS_VERSION_VECTOR](#) 25
- [FRS_VERSION_VECTOR structure](#) 25

G

- [Glossary](#) 8
- [GVSN ordering example](#) 113

I

- [Implementer - security considerations](#) 115
- [Index of security parameters](#) 115
- [Informative references](#) 10
- Initialization
 - client ([section 3.1.3](#) 50, [section 3.3.3](#) 88)
 - server ([section 3.1.3](#) 50, [section 3.2.3](#) 52)
- [InitializeFileTransferAsync](#) ([section 3.2.4.1.14](#) 73, [section 3.3.4.8](#) 95)
- [InitializeFileTransferAsync method](#) 73
- [Introduction](#) 8

L

- Local events
 - client ([section 3.1.6](#) 51, [section 3.3.6](#) 102)
 - server ([section 3.1.6](#) 51, [section 3.2.6](#) 80)

M

- [Main update request state machine](#) 84
- [Marshaled data format example](#) 112
- Message processing
 - client ([section 3.1.4](#) 51, [section 3.3.4](#) 88)
 - server ([section 3.1.4](#) 51, [section 3.2.4](#) 52)
- Messages
 - [aggregate definitions](#) 25
 - [client authentication](#) 16

- [constants](#) 17
- [enumerations](#) 20
- [server side binding](#) 17
- [simple type definitions](#) 23
- [syntax](#) 17
- [transport](#) 16

- [Methods](#) 52
- [msDFSR-Connection](#) 39
- [msDFSR-Content](#) 38
- [msDFSR-ContentSet](#) 38
- [msDFSR-GlobalSettings](#) 37
- [msDFSR-LocalSettings](#) 35
- [msDFSR-Member](#) 39
- [msDFSR-ReplicationGroup](#) 37
- [msDFSR-Subscriber](#) 35
- [msDFSR-Subscription](#) 36
- [msDFSR-Topology](#) 38

N

- [Name conflicts example](#) 107
- [Normative references](#) 10

O

- [Object hierarchy example](#) 113
- [Ordering example](#) 113
- [Overview](#) 10

P

- [Parameters - security index](#) 115
- [PFRS_SERVER_CONTEXT](#) 32
- [Preconditions](#) 14
- [Prerequisites](#) 14
- [Product behavior](#) 123

R

- [Raw file transfer](#) 86
- [RawGetFileData](#) ([section 3.2.4.1.9](#) 64, [section 3.3.4.9](#) 96)
- [RawGetFileData method](#) 64
- [RawGetFileDataAsync](#) ([section 3.2.4.1.15](#) 78, [section 3.3.4.11](#) 97)
- [RawGetFileDataAsync method](#) 78
- [RDC file transfer](#) 87
- [RDC_CHUNKER_ALGORITHM](#) 21
- [RDC_CHUNKER_ALGORITHM enumeration](#) 21
- [RDC_FILE_COMPRESSION_TYPES](#) 21
- [RDC_FILE_COMPRESSION_TYPES enumeration](#) 21
- [RdcClose](#) ([section 3.2.4.1.13](#) 72, [section 3.3.4.10](#) 97)
- [RdcClose method](#) 72
- [RdcGetFileData](#) ([section 3.2.4.1.12](#) 69, [section 3.3.4.14](#) 99)
- [RdcGetFileData method](#) 69
- [RdcGetFileDataAsync method](#) 79
- [RdcGetSignatures](#) ([section 3.2.4.1.10](#) 66, [section 3.3.4.12](#) 98)
- [RdcGetSignatures method](#) 66

[RdcPushSourceNeeds](#) ([section 3.2.4.1.11](#) 67, [section 3.3.4.13](#) 98)
[RdcPushSourceNeeds method](#) 67
[RECORDS_STATUS](#) 22
[RECORDS_STATUS enumeration](#) 22
 References
 [informative](#) 10
 [normative](#) 10
[Relationship to other protocols](#) 14
[Requesting updates example](#) 110
[RequestRecords](#) 62
[RequestRecords method](#) 62
[RequestUpdates](#) ([section 3.2.4.1.4](#) 57, [section 3.3.4.6](#) 91)
[RequestUpdates method](#) 57
[RequestVersionVector](#) ([section 3.2.4.1.5](#) 59, [section 3.3.4.4](#) 90)
[RequestVersionVector example](#) 109
[RequestVersionVector method](#) 59

S

Security
 [implementer considerations](#) 115
 [parameter index](#) 115
 Sequencing rules
 client ([section 3.1.4](#) 51, [section 3.3.4](#) 88)
 server ([section 3.1.4](#) 51, [section 3.2.4](#) 52)
 Server
 abstract data model ([section 3.1.1](#) 43, [section 3.2.1](#) 51)
 initialization ([section 3.1.3](#) 50, [section 3.2.3](#) 52)
 local events ([section 3.1.6](#) 51, [section 3.2.6](#) 80)
 message processing ([section 3.1.4](#) 51, [section 3.2.4](#) 52)
 [overview](#) 41
 sequencing rules ([section 3.1.4](#) 51, [section 3.2.4](#) 52)
 timer events ([section 3.1.5](#) 51, [section 3.2.5](#) 80)
 timers ([section 3.1.2](#) 50, [section 3.2.2](#) 51)
[Simple type definitions](#) 23
[SlowSync](#) ([section 3.3.1.3](#) 85, [section 3.3.4.16](#) 100)
[stagingPolicy](#) 95
[Standards assignments](#) 15
 Syntax
 [aggregate definitions](#) 25
 [constants](#) 17
 [enumerations](#) 20
 [overview](#) 17
 [simple type definitions](#) 23

T

Timer events
 client ([section 3.1.5](#) 51, [section 3.3.5](#) 102)
 server ([section 3.1.5](#) 51, [section 3.2.5](#) 80)
 Timers
 client ([section 3.1.2](#) 50, [section 3.3.2](#) 88)
 server ([section 3.1.2](#) 50, [section 3.2.2](#) 51)
[Tracking changes](#) 127
[Transport](#) 16
[TransportFlags](#) 20

[TransportFlags enumeration](#) 20
[TRUE](#) 19

U

[UID ordering example](#) 113
[UPDATE_REQUEST_TYPE](#) 21
[UPDATE_REQUEST_TYPE enumeration](#) 21
[UPDATE_STATUS](#) 22
[UPDATE_STATUS enumeration](#) 22
[UpdateCancel](#) ([section 3.2.4.1.8](#) 63, [section 3.3.4.17](#) 101)
[UpdateCancel method](#) 63

V

[Vendor-extensible fields](#) 15
[Version chain vector logic - three machines example](#) 104
[Version chain vector logic - two machines example](#) 104
[VERSION_CHANGE_TYPE](#) 23
[VERSION_CHANGE_TYPE enumeration](#) 23
[VERSION_REQUEST_TYPE](#) 22
[VERSION_REQUEST_TYPE enumeration](#) 22
[Versioning](#) 14

W

[Wire-format arguments example](#) 109

X

[xpress_block_packet](#) 32
[xpress_block_header_packet](#) 33